



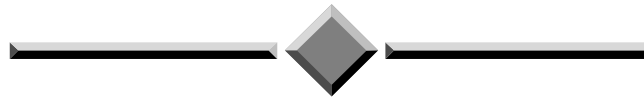
**June 7, 2023**

## **Amherst HOME Consortium**

### **Draft Consolidated Annual Performance Evaluation Report**

**For the Period**

**April 1, 2022 to March 31, 2023**



## **Amherst Community Development Block Grant and HOME Investment Partnership Program for (Amherst, Cheektowaga and Tonawanda)**

*Prepared by:  
Town of Amherst Planning Department  
Contact Person: Laurie Stillwell  
5583 Main Street  
Williamsville, NY 14221  
Telephone: (716) 631-7082*

## **CR-05 - Goals and Outcomes**

### **Progress the jurisdiction has made in carrying out its strategic plan and its action plan.**

#### **91.520(a)**

This could be an overview that includes major initiatives and highlights that were proposed and executed throughout the program year.

For regular entitlement funding, single family owner-occupied home rehabilitation continues to be the main focus of the Community Development Block Grant (CDBG) and HOME Investment Partnerships Grant Programs in the Towns. Many older homes in the first ring suburbs require extensive general maintenance and are occupied by low income and senior households with little disposable income to afford upkeep. Amherst's Housing Rehabilitation Program offers eligible homeowners 0% interest loans for necessary repairs required to provide a safe and secure home. During the 2022 program year, April 1, 2022 through March 31, 2023, the Town of Amherst provided \$692,714 in housing rehabilitation loans to eligible owners of thirty-two (32) single family homes. This sum includes \$363,681 in CDBG funds, \$241,900 in HOME funds, and \$87,132 in NYS Affordable Housing Corporation's matching grant funds expended during this period. Lead paint hazards were remediated from nine (9) homes and eleven (11) homes were weatherized in Amherst. HOME funds were made available to assist individual first-time homebuyers in purchasing homes in Amherst (PY22 total of \$10,000). However, during PY22, none of the clients in the first-time homebuyer program have been able to find an affordable house in the Town. COVID has severely impacted the housing market and exacerbated an already low supply of affordable homes making it difficult for clients in the program to find a house within program limit values within the Town.

In 2020, the Town of Amherst created an Emergency Rental Assistance (ERA) and Mortgage Assistance (MAP) Program to assist income qualified tenants and homeowners who were financially affected by COVID-19. The (ERA) program provided up to 6 months of rental payments and continued into the 2022 Program year. The MAP program provided up to 6 months and a limit of \$7,500 in back mortgage payments. In Program Year 2022, the ERA program assisted a total of forty six (46) households using \$159,139.70 of CDBG-CV funds. The MAP program did not assist any clients in Program Year 2022.

In Cheektowaga, Program Year 2022 accomplishments included, \$ assistance for nine (9) homeowners with housing rehabilitation activities, and one (1) first-time homebuyer. Cheektowaga homeowner housing rehabilitation activities accounted for \$195,590.65 in HOME funding assistance and Cheektowaga first-time homebuyer closing cost assistance totaled \$16,024.09. There were six (6) properties that had lead-based paint remediated. In Tonawanda, \$201,840 in HOME funds were spent on homeowner housing rehabilitation for four (4) single-family homes and two (2) homes had lead paint removed.

HOME funds are also used to purchase foreclosed, vacant and deteriorated residences in Amherst for rehabilitation (or demolition/new construction) and eventual resale to an income eligible first-time homebuyer. This activity is accomplished in conjunction with the Town’s designated Owner Developer, New Opportunities Community Housing Development Corp. In Program Year 2022, New Opportunities continued and completed their rehab of a vacant property located at 345 Grover Cleveland Highway and will sell to a first time homebuyer, likely in the 2023 Program Year. In Cheektowaga, two single family homes started construction during the 2022 Program Year, one on Peachrow and one on Gardenvale. Cheektowaga also completed the Angela’s House project in PY22 which used 2020 HOME funds in the amount of \$500,000 for the construction of 67 unit senior apartments at 600 Doat Street (subsidizing 5 HOME-assisted units).

**Comparison of the proposed versus actual outcomes for each outcome measure submitted with the consolidated plan and explain, if applicable, why progress was not made toward meeting goals and objectives. 91.520(g)**

Categories, priority levels, funding sources and amounts, outcomes/objectives, goal outcome indicators, units of measure, targets, actual outcomes/outputs, and percentage completed for each of the grantee’s program year goals.

Goal	Category	Source / Amount	Indicator	Unit of Measure	Expected – Strategic Plan	Actual – Strategic Plan	Percent Complete	Expected – Program Year	Actual – Program Year	Percent Complete
Affirmatively Further Fair Housing	Affordable Housing Public Housing Non-Homeless Special Needs	CDBG: \$	Public service activities for Low/Moderate Income Housing Benefit	Households Assisted	500	95	19.00 %	20	211	475.00%

Assistance to At-Risk Pop/Reduce Homelessness Risk	Affordable Housing Homeless Non-Homeless Special Needs	CDBG: \$	Public service activities other than Low/Moderate Income Housing Benefit	Persons Assisted	0	0		0	0	
Assistance to At-Risk Pop/Reduce Homelessness Risk	Affordable Housing Homeless Non-Homeless Special Needs	CDBG: \$	Public service activities for Low/Moderate Income Housing Benefit	Households Assisted	0	114		0	119	
Assistance to At-Risk Pop/Reduce Homelessness Risk	Affordable Housing Homeless Non-Homeless Special Needs	CDBG: \$	Direct Financial Assistance to Homebuyers	Households Assisted	0	0		0	0	
Assistance to At-Risk Pop/Reduce Homelessness Risk	Affordable Housing Homeless Non-Homeless Special Needs	CDBG: \$	Tenant-based rental assistance / Rapid Rehousing	Households Assisted	0	34		0	28	

Assistance to At-Risk Pop/Reduce Homelessness Risk	Affordable Housing Homeless Non-Homeless Special Needs	CDBG: \$	Homelessness Prevention	Persons Assisted	700	76	10.86 %	150	46	31%
Community Services	Non-Housing Community Development	CDBG: \$	Public service activities other than Low/Moderate Income Housing Benefit	Persons Assisted	3520	4974	141.3 1%	250	1,551	620.40%
Economic Development/Neighborhood Improvement	Non-Housing Community Development	CDBG: \$	Facade treatment/business building rehabilitation	Business	2	0	0.00 %		0	
Economic Development/Neighborhood Improvement	Non-Housing Community Development	CDBG: \$	Jobs created/retained	Jobs	2	0	0.00 %		0	
Historic Preservation/Elimination of Slum & Blight	Preservation	CDBG: \$	Facade treatment/business building rehabilitation	Business	1	1	100.0 0%	1	1	100.00%
Improve Housing Stock	Affordable Housing	CDBG: \$ / HOME: \$	Rental units constructed	Household Housing Unit	0			1	5	100.00%

Improve Housing Stock	Affordable Housing	CDBG: \$ / HOME: \$	Rental units rehabilitated	Household Housing Unit	2		%	1	0	0.00%
Improve Housing Stock	Affordable Housing	CDBG: \$ / HOME: \$	Homeowner Housing Rehabilitated	Household Housing Unit	100	30	30.00 %	25	25	100.00%
Improve Housing Stock	Affordable Housing	CDBG: \$ / HOME: \$	Other	Other	6	1	16.67 %			
Promote Affordable Homeownership	Affordable Housing	CDBG: \$ / HOME: \$380000	Homeowner Housing Added	Household Housing Unit	5	0	0.00 %	1	1	0.00%
Promote Affordable Homeownership	Affordable Housing	CDBG: \$ / HOME: \$380000	Direct Financial Assistance to Homebuyers	Households Assisted	10	6	60.00 %	4	1	25.00%
Public Facilities and Infrastructure	Non-Housing Community Development	CDBG: \$	Public Facility or Infrastructure Activities other than Low/Moderate Income Housing Benefit	Persons Assisted	2000	2120	106.0 0%	1500	1,500	100.00%
Weatherization Assistance	Affordable Housing	CDBG: \$	Homeowner Housing Rehabilitated	Household Housing Unit	50	9	18.00 %	15	11	73.00%

**Table 1 - Accomplishments – Program Year & Strategic Plan to Date**

**Assess how the jurisdiction's use of funds, particularly CDBG, addresses the priorities and specific objectives identified in the plan, giving special attention to the highest priority activities identified.**

CDBG EN funds are also applied to many community services, some of which were provided increased support in order to meet heavier demand for services due to COVID (housing counseling). The community services the Town's CDBG funds supports includes fair housing/discrimination assistance, consumer credit counseling, housing counseling, community policing and after-school programming. In 2022, ninety (90) low and moderate income households were assisted with homebuyer counseling through Belmont Housing Resources. Twenty-seven (27) people were assisted in homeownership counseling and foreclosure prevention through the Buffalo Urban League. Funding for Housing Opportunities Made Equal was also continued in 2022 and two hundred eleven (211) residents were assisted with fair housing and discrimination concerns. Approximately forty-two (42) children were assisted in after school programs at the Boys and Girls Club. Funds were provided to support the YWCA's work with domestic violence victims, four (4) households were assisted. Supportive Services provides weatherization services to low-moderate income families, a total of eleven (11) households were assisted. Consumer Credit Counseling, who changed their name to Parachute Credit Counseling, taught a total of 2 financial literacy education classes in low-mod areas in PY2022. Other CDBG-CV activities conducted in PY2022 and on-going include the expansion of housing counseling and direct legal assistance services for those at threat of foreclosure and eviction. Legal Aid of Buffalo served 25 clients and Center for Elder Law and Justice supported 3 clients.

## CR-10 - Racial and Ethnic composition of families assisted

Describe the families assisted (including the racial and ethnic status of families assisted).

### 91.520(a)

	CDBG	HOME
White	545	23
Black or African American	470	6
Asian	36	0
American Indian or American Native	10	0
Native Hawaiian or Other Pacific Islander	0	0
<b>Total</b>	<b>562</b>	<b>29</b>
Hispanic	5	0
Not Hispanic	545	23

Table 2 – Table of assistance to racial and ethnic populations by source of funds

### Narrative

The 2021 American Communities Survey (ACS) data – 5 Year Estimates illustrate the demographics of the town showing the population as predominately White or Caucasian, (78.8%), 5.8% African American and 9.8% Asian. The remainder of residents are either another race or identify as more than one race. Amherst’s CDBG-funded programs that include after school, housing counseling and fair housing services assist residents and households town-wide with racial and ethnic concentrations similar to the town as a whole. Housing Rehabilitation and First-time Homebuyer Programs tend to concentrate in the target area neighborhoods, where housing stock is older and less expensive, and a majority of residents are low to moderate income. These target area neighborhoods have a demographic breakdown of 71.7% White/Caucasian, 11.3% Asian, 9.9% African American, and 6.9% of the population identifies as more than one race (ACS 2021 – 5yr).



## CR-15 - Resources and Investments 91.520(a)

### Identify the resources made available

Source of Funds	Source	Resources Made Available	Amount Expended During Program Year
CDBG	public - federal	\$749,032	\$973,301
HOME	public - federal	\$1,558,172	\$1,683,931
Other	public - federal	0	0

**Table 3 - Resources Made Available**

### Narrative

During the program year, CDBG funds were expended on community activities (subrecipients) and housing rehabilitation. HOME funds, distributed between Amherst, Cheektowaga and Tonawanda, were primarily used for homeowner housing rehabilitation and acquisition-rehabilitation/new construction-resale activities. The Town of Amherst used CDBG (CV) funds and HOME funds (Amherst only) for an Emergency Rental Assistance Program and Mortgage Assistance Program to help people financially affected by the Pandemic, as well as other public service programs meant to keep people from losing their housing and provide critical services like childcare. The chart above source data comes from PR01 and PR07.

### Identify the geographic distribution and location of investments

Target Area	Planned Percentage of Allocation	Actual Percentage of Allocation	Narrative Description
Egbertsville	40	21	
Opportunity Zone - Census Tract 92	20	18	
Town Wide	40	61	Town Wide

**Table 4 – Identify the geographic distribution and location of investments**

### Narrative

The main target area of the Town’s community development funding is Egbertsville. Both the lowest-income households and the most affordable housing is in Egbertsville. The median household income and median home value in Egbertsville is \$74,085 and \$167,400 respectively (ACS 2021 – 5yr). In the Opportunity Zone neighborhood (Census Tract 92), the median household income and median home value is \$60,822 and \$147,100 respectively (ACS 2021-5yr). For comparison, the median household income and median home value town-wide is \$80,668 and \$223,983 respectively (ACS 2021– 5yr). Therefore a majority of targeted (non Town-wide) funds for community development are directed to Egbertsville, to help stabilize the neighborhoods; assist homebuyers with purchasing a home; rehabilitating dilapidated/vacant housing; and acquiring, rehabilitating and reselling single-family homes.

While the goals for geographic distribution prioritize Eggertsville, the actual disbursement of funding to Eggertsville and the Opportunity Zone is dependent upon the LMI clientele that seek our programming during a given Program Year. In many cases, such as with the Homeowner Rehab Program (where the bulk of our program funding is spent), potential beneficiaries may apply to the program but not qualify under HUD income limits. This is the reason that the actual allocations geographic distribution can vary quite considerable from the geographic distribution goals, as it depends upon who is seeking the programming, where they live, and whether or not they qualify.

**Leveraging**

**Explain how federal funds leveraged additional resources (private, state and local funds), including a description of how matching requirements were satisfied, as well as how any publicly owned land or property located within the jurisdiction that were used to address the needs identified in the plan.**

The HOME Consortium matched Federal resources with State funds for the housing rehabilitation program, which is reflected in the HOME Match table.

<b>Fiscal Year Summary – HOME Match</b>	
1. Excess match from prior Federal fiscal year	\$7,222,257
2. Match contributed during current Federal fiscal year	\$115,796
3. Total match available for current Federal fiscal year (Line 1 plus Line 2)	\$7,338,053
4. Match liability for current Federal fiscal year	\$78,334
5. Excess match carried over to next Federal fiscal year (Line 3 minus Line 4)	\$7,259,719

**Table 5 – Fiscal Year Summary - HOME Match Report**

Match Contribution for the Federal Fiscal Year								
Project No. or Other ID	Date of Contribution	Cash (non-Federal sources)	Foregone Taxes, Fees, Charges	Appraised Land/Real Property	Required Infrastructure	Site Preparation, Construction Materials, Donated labor	Bond Financing	Total Match
132 Alpine Place	12/14/2021	14,343	0	0	0	0	0	14,343
178 Buckeye Road	08/09/2022	712	0	0	0	0	0	712
232 North Meadowbrook Parkway	09/21/2022	17,988	0	0	0	0	0	17,988
179 Springville Avenue	06/09/2022	5,871	0	0	0	0	0	5,871
380 Rosedale Boulevard	07/18/2022	10,300	0	0	0	0	0	10,300
382 Rosedale Boulevard	06/28/2022	5,176	0	0	0	0	0	5,176
39 Regency Court	07/11/2022	6,247	0	0	0	0	0	6,247
50 West Royal Parkway	12/03/2022	2,568	0	0	0	0	0	2,568
514 Sweet Home Road	12/08/2022	4,245	0	0	0	0	0	4,245
63 Garden Parkway	12/16/2022	8,998	0	0	0	0	0	8,998
70 Coronation Drive	06/07/2022	31,693	0	0	0	0	0	31,693

Match Contribution for the Federal Fiscal Year								
Project No. or Other ID	Date of Contribution	Cash (non-Federal sources)	Foregone Taxes, Fees, Charges	Appraised Land/Real Property	Required Infrastructure	Site Preparation, Construction Materials, Donated labor	Bond Financing	Total Match
82 Spruce Road	08/01/2022	7,655	0	0	0	0	0	7,655

Table 6 – Match Contribution for the Federal Fiscal Year

**HOME MBE/WBE report**

Program Income – Enter the program amounts for the reporting period				
Balance on hand at begin-ning of reporting period \$	Amount received during reporting period \$	Total amount expended during reporting period \$	Amount expended for TBRA \$	Balance on hand at end of reporting period \$
2,532,700	557,948.34	874,390.95		2,216,257.39

Table 7 – Program Income

<b>Minority Business Enterprises and Women Business Enterprises – Indicate the number and dollar value of contracts for HOME projects completed during the reporting period</b>						
	Total	Minority Business Enterprises				White Non-Hispanic
		Alaskan Native or American Indian	Asian or Pacific Islander	Black Non-Hispanic	Hispanic	
<b>Contracts</b>						
Dollar Amount	716,959					
	0	0	0	30,450	0	686,509
Number	45	0	0	1	0	44
<b>Sub-Contracts</b>						
Number	0	0	0	0	0	0
Dollar Amount	0	0	0	0	0	0
	Total	Women Business Enterprises	Male			
<b>Contracts</b>						
Dollar Amount	716,959	11,348	705,611			
Number	45	2	43			
<b>Sub-Contracts</b>						
Number	0	0	0			
Dollar Amount	0	0	0			

**Table 8 - Minority Business and Women Business Enterprises**

<b>Minority Owners of Rental Property – Indicate the number of HOME assisted rental property owners and the total amount of HOME funds in these rental properties assisted</b>						
	Total	Minority Property Owners				White Non-Hispanic
		Alaskan Native or American Indian	Asian or Pacific Islander	Black Non-Hispanic	Hispanic	
Number	0	0	0	0	0	0
Dollar Amount	0	0	0	0	0	0

**Table 9 – Minority Owners of Rental Property**

<b>Relocation and Real Property Acquisition</b> – Indicate the number of persons displaced, the cost of relocation payments, the number of parcels acquired, and the cost of acquisition						
Parcels Acquired		0		0		
Businesses Displaced		0		0		
Nonprofit Organizations Displaced		0		0		
Households Temporarily Relocated, not Displaced		0		0		
Households Displaced	Total	Minority Property Enterprises				White Non-Hispanic
		Alaskan Native or American Indian	Asian or Pacific Islander	Black Non-Hispanic	Hispanic	
Number	0	0	0	0	0	0
Cost	0	0	0	0	0	0

**Table 10 – Relocation and Real Property Acquisition**

## CR-20 - Affordable Housing 91.520(b)

Evaluation of the jurisdiction's progress in providing affordable housing, including the number and types of families served, the number of extremely low-income, low-income, moderate-income, and middle-income persons served.

	One-Year Goal	Actual
Number of Homeless households to be provided affordable housing units	15	0
Number of Non-Homeless households to be provided affordable housing units	200	28
Number of Special-Needs households to be provided affordable housing units	1	0
<b>Total</b>	<b>216</b>	<b>28</b>

Table 11 – Number of Households

	One-Year Goal	Actual
Number of households supported through Rental Assistance	10	74
Number of households supported through The Production of New Units	2	6
Number of households supported through Rehab of Existing Units	60	45
Number of households supported through Acquisition of Existing Units	2	1
<b>Total</b>	<b>74</b>	<b>90</b>

Table 12 – Number of Households Supported

**Discuss the difference between goals and outcomes and problems encountered in meeting these goals.**

The Town of Amherst can not provide direct assistance to homeless or provide affordable housing for the homeless using HUD funding. Usually the Town does not provide direct rental assistance, but due to COVID-19 and funding from the CARES Act and HOME funds, the Town was able to provide rental assistance for up to 3 months. The Town assisted 46 households with CDBG COVID-19 funds in the amount of \$159,139.70 . Also, rental and homeless assistance is provided through Belmont Housing Resources for WNY, Inc. According to the Comprehensive Housing Affordability Strategy (CHAS) from Belmont, the number of households provided rental assistance was met for the program year. Of the 28 low income households assisted, the racial/ethnic composition was 12 Caucasian; and 13 African-American. During the 2022 Program Year, Amherst completed rehab on 345 Grover Cleveland which will be sold to a first time homebuyer. Amherst has purchased a vacant lot at 44 Sunset Court and will construct a new single family unit to be sold to an income qualified first time homebuyer in the

upcoming Program Year. In addition, 45 households were assisted with interest free deferred loans that improved their housing and allowed them to live in safe and secure homes, and 4 homeless households are supported through the YWCA public service activities. Amherst strives to assist more people in a program year, unfortunately this year due to the Pandemic recovery and subsequent supply chain difficulties, it has been difficult to complete as many activities as usual. Already high sale prices in Amherst have only increased and is making it difficult to purchase vacant property or existing homes.

The Town of Cheektowaga, during the 2022 Program Year, rehabilitated 9 single family homes with HOME funds within the Homeowner Rehab program. They also utilized HOME funds as part of the HOME Rental Subsidy Program to construct a senior apartment complex in the Town. Construction completed in PY22 and created 5 HOME-Assisted units. The Town of Tonawanda utilized HOME funds to rehabilitate 4 owner-occupied homes using HOME funds.

Please note: The stats presented here differ slightly from the PR03 and PR23 reports because the figures in those reports depend on when those reports were generated in IDIS and may calculate projects that were technically complete after the program year ended.

**Discuss how these outcomes will impact future annual action plans.**

While the Town of Amherst doesn't receive Emergency Solutions Grant (ESG) Program Funds, the Town of Amherst was accepted into the geographic territory for Erie County COVID-ESG funding for PY21 and the Town continued working to ensure access to County ESG funds for residents facing homelessness into 2022. At the end of the the 2022 Program Year, Erie County almost fully expended their ESG-CV funds but does anticipate allowing Amherst cases to be funded through their yearly ESG funds.

Furthermore, rental and homelessness assistance to low income households will continue via Belmont, as appropriate institutional structures and systems are in place to assist Town residents. The Town will also continue assistance with CDBG funding to aid victims of domestic violence who are at risk of homelessness. One additional property was acquired by the Town of Amherst and a single family home will be constructed to be sold to an income eligible first-time homebuyer.

**Include the number of extremely low-income, low-income, and moderate-income persons served by each activity where information on income by family size is required to determine the eligibility of the activity.**

Number of Households Served	CDBG Actual	HOME Actual
Extremely Low-income	216	3
Low-income	270	6
Moderate-income	42	14
<b>Total</b>	<b>539</b>	<b>23</b>

**Table 13 – Number of Households Served**

**Narrative Information**



CDBG funds were applied to many community services, including fair housing/discrimination assistance, financial counseling, housing counseling and after-school programming. CDBG funds assisted 20 households in rehabilitating their homes and forty-six (46) homes qualified for emergency rental assistance CDBG-COVID funding in th 2022 Program Year. A total of two (2) homebuyer workshops were held and ninety (90) people were assisted in homeownership counseling and foreclosure prevention. Approximately forty-two (42) children were assisted in after school programs through the Boys & Girls Club. Funds were provided to support the YWCA's work with domestic violence victims, four (4) households were assisted. Funds were made available for Supportive Services which provided weatherization services to eleven (11) households. Consumer Credit Counseling, who changed their name to Parachute Credit Counseling, taught a total of 2 financial literacy education classes in low-mod areas in PY2022.

## **CR-25 - Homeless and Other Special Needs 91.220(d, e); 91.320(d, e); 91.520(c)**

**Evaluate the jurisdiction's progress in meeting its specific objectives for reducing and ending homelessness through:**

### **Reaching out to homeless persons (especially unsheltered persons) and assessing their individual needs**

The Town of Amherst does not typically receive any direct homelessness assistance (i.e. Emergency Solutions Grant program funding) but relies on assistance through the Homeless Alliance of WNY and Belmont Housing Resources for WNY's Section 8 Housing Choice Voucher program and emergency housing assistance. Also, it should be mentioned that throughout COVID the regional housing counseling and homeless service agencies have worked together to coordinate special or expanded programming for homeless prevention and regional manament of homeless clientele. Amherst has been an active participant on the regional planning committee organized by the County (Erie County Housing Task Force) to address current and secondary housing issues created by the pandemic and will continue to do so as long as housing instability remains a major issue post-pandemic.

Erie County Social Services and the Homeless Alliance have contracted with some Amherst area motels to provide emergency shelter for several people identified as homeless in the Town.

Hearts for the Homeless emergency shelter continues to operate a mobile shelter. The mobile shelter travels throughout the Towns and the City of Buffalo to find homeless people on the street and provide food and clothing. At that time, the homeless are assessed as to their needs and referred to proper agencies.

Compass House continues to enable youth to move to permanent housing and defray rent and utility arrears to prevent eviction and termination. The Salvation Army also covers these same costs for adults who find themselves in similar situations.

Youth homelessness is a topic being addressed by agencies in the City of Buffalo and first ring suburbs. Homeless youth have different needs than adults, and different ways of accessing services. There are few programs in place to assist youth homelessness, but it is a topic being explored.

The police departments and the administrators of the emergency rooms of Kenmore Mercy Hospital in Tonawanda, St. Joseph's Hospital in Cheektowaga and Millard Fillmore Suburban Hospital in Amherst all work together to identify the homeless, assess their needs, and refer them to the appropriate agency.

The Homeless Alliance of WNY (HAWNY) is the umbrella organization that coordinates funding, services and collaboration among area agencies and services for the homeless. HAWNY convenes regular meetings between the various agencies and advises the Town on homeless issues and related outreach efforts.

The Five Year Consolidated Plan and Annual Action Plan goals address assisting frail elderly and those at risk of homelessness, including domestic violence victims. In PY 2022 the Consortium adopted the HOME-ARP Allocation Plan providing \$3.4M in special appropriations to address homelessness. The Consortium incorporated the HOME-ARP allocation plan projects into the Consolidated and PY2021 Annual Action Plans.

### **Addressing the emergency shelter and transitional housing needs of homeless persons**

Law enforcement is available to assist victims of domestic violence in emergency situations through the Town of Amherst Police Department Family Offense Squad. CDBG funds have provided support through the YWCA for four units of Transitional Housing in the Town for families re-establishing themselves after the disruption of domestic violence. COVID related emergency and transitional shelter needs have been hosted by the HAWNY's Continuum of Care network within City of Buffalo emergency expanded shelter and Erie County's Emergency COVID Hotel located in Amherst.

### **Helping low-income individuals and families avoid becoming homeless, especially extremely low-income individuals and families and those who are: likely to become homeless after being discharged from publicly funded institutions and systems of care (such as health care facilities, mental health facilities, foster care and other youth facilities, and corrections programs and institutions); and, receiving assistance from public or private agencies that address housing, health, social services, employment, education, or youth needs**

Amherst has actively been planning for the possibility of high volumes of eviction and forecloses in town post-pandemic. To lessen the coming problem the Town has established services and financial assistance programs to prevent homelessness, as well as coordinated housing needs with regional agencies and temporary shelters set up by the County and HAWNY through expanded federal assistance. The Town also utilized CDBG-CV funding to support eviction and foreclosure diversion legal services provided by Legal Aid Bureau of Buffalo and Center for Elder Law and Justice.

The Consortium is an active participant in the Erie County Fair Housing Partnership, which provides a forum to identify current fair housing issues. The Partnership deals with such issues as sub-prime lending activities, fair housing laws and lobbying for their passage, and coordinated counseling and foreclosure prevention services. The Partnership also produces a series of activities for fair housing month each spring. Community Development staff has worked with the Partnership to develop workshops on mortgage loans, mortgage modification, foreclosure prevention and landlord training to better prepare and educate, homebuyers, homeowners, landlords and tenants.

The Towns have contracted for the provision of housing counseling activities to homebuyers, homeowners and renters. The counseling educates residents on their personal responsibilities in managing their financial affairs to maintain a healthy credit rating as well as their opportunities to improve their own financial circumstances.

Housing counseling services are provided through Belmont Housing Resources for WNY, Inc. and Buffalo Urban League. Belmont primarily provided credit and mortgage default counseling and the Urban League provides legal assistance for foreclosure prevention and loan modification for homeowners at risk of losing their homes through job loss, costly medical bills, etc.

**Helping homeless persons (especially chronically homeless individuals and families, families with children, veterans and their families, and unaccompanied youth) make the transition to permanent housing and independent living, including shortening the period of time that individuals and families experience homelessness, facilitating access for homeless individuals and families to affordable housing units, and preventing individuals and families who were recently homeless from becoming homeless again**

Low and moderate income households sometimes find themselves in a situation where they “lose ground” in terms of their housing situation. The Town has developed programs that assist existing low and moderate income residents so that they can maintain their current residential assets. This included Emergency Rental Assistance Program, Mortgage Assistance Program, eviction and foreclosure diversion legal services, homeowner rehabilitation assistance and weatherization assistance for owners. CDBG funds have provided support through the YWCA for four units of Transitional Housing in the Town for families re-establishing themselves after the disruption of domestic violence. The YWCA counselors work with these families to help them become self-sufficient.

## **CR-30 - Public Housing 91.220(h); 91.320(j)**

### **Actions taken to address the needs of public housing**

There is no public housing in the Town of Amherst. However, there are four large affordable (subsidized) family housing complexes in the Town that have rental assistance through project specific vouchers and many individual rental units that are Housing Choice Voucher-approved. The Town is also host to nine

subsidized senior housing complexes that offer affordable options to the Town's aging population. The Town of Amherst has been lead community in the Erie County Public Housing Authority Consortium since the Consortium's inception in the late 1970's, and oversees the financial accountability of the PHA Consortium, administered by Belmont.

The Town of Cheektowaga began utilizing HOME funds in 2021 to assist in the construction of an affordable senior apartment, Angela's House, which completed construction in PY2022.

### **Actions taken to encourage public housing residents to become more involved in management and participate in homeownership**

The Town's developer and the Town conducts outreach to public housing units as part of the listing process of Acquisition-Rehab/New Construction-Resale homes, notifying residents for the opportunity to purchase an affordable home, as well as opportunities for other subsidies and homebuyer workshops.

### **Actions taken to provide assistance to troubled PHAs**

Although Amherst does not have any public housing, it is lead agency in the Erie County PHA Consortium, with Belmont Housing Resources for WNY, Inc. administering the program. The Town has monitored Belmont's public housing files and program data, and has worked with Belmont and HUD to correct any deficiencies with recordkeeping or program operation that may come up. In the past four years, the Town has worked closely with Belmont on revisions to their internal procedures regarding housing quality issues, tenant complaints and inspections. Belmont has since added staff training opportunities, additional oversight by inspections supervisors, and provided on-going review of inspectors' performance. After losing some ground from the Pandemic, Belmont is back on track and Tenant complaints are now reduced and moving towards a more prompt resolution.

## **CR-35 - Other Actions 91.220(j)-(k); 91.320(i)-(j)**

### **Actions taken to remove or ameliorate the negative effects of public policies that serve as barriers to affordable housing such as land use controls, tax policies affecting land, zoning ordinances, building codes, fees and charges, growth limitations, and policies affecting the return on residential investment. 91.220 (j); 91.320 (i)**

The Town has not identified fees or costs imposed on new residential development that add significantly to the cost of housing construction. Although Western New York in the past has offered some of the most reasonable real estate prices in the US, high property taxes in New York State constitute a major portion of housing costs for new homeowners. Unfortunately, the past few years have seen home prices in Western New York significantly increase due to shrinking inventory. This has hurt many low-income first-time homebuyers who are looking for affordable housing. The Town of Amherst and Tonawanda have increased the home sale price allowed and the mortgage limit amount to still be able to assist homebuyers without them being "overmortgaged". A vacant lot was acquired in 2022 to build a single-

family home to sell to a income qualified first-time homebuyer. Also in PY22, the Town is completed a rehab of a single family home to sell to an income eligible first-time homebuyer. Subsidies will be offered to make the homes affordable.

The Town takes a proactive role in assuring that sponsoring agencies for new community residences (i.e. group homes) for special populations meet with neighborhood residents and address any questions they may have regarding the operation of the new facility in the community. While there is occasional opposition on the part of residents, sponsoring agencies are able to proceed with their plans with the knowledge that any outstanding concerns have been addressed. The Town is also able to use this opportunity to address any other neighborhood concerns residents may have.

Amherst has also completed a planning process titled “Imagine Amherst”, to reimagine development and neighborhoods in specific nodes across the town. The nodes are intended to create new village-type clusters that can provide increased density and a mixture of uses, complementing nearby neighborhoods with goods and services, plus additional housing options for residents. The Town’s zoning code is now being amended to implement the new levels of density and allow for more inclusive housing developments in these areas.

**Actions taken to address obstacles to meeting underserved needs. 91.220(k); 91.320(j)**

Community Development Block Grant funds support a YWCA caseworker that works with clients escaping domestic violence. The caseworker supports and assists residents with their transitional housing located within the Town.

The Town’s community development program also used HOME funds to purchase a vacant lot to build a single family home for sale to an eligible first-time homebuyer. Construction will likely take place during the Program Year of 2023. The Town completed rehab of a single family home in 2022 which will be sold to an income eligible first-time homebuyer.

The Town’s housing rehabilitation loan program has funds available for undertaking appropriate access improvements for homeowners. These may include installing access ramps, widening interior doorways, restructuring for adaptive bathrooms and kitchen areas. The Town also offers a \$5,000 Veterans Grant to eligible homeowner's for necessary housing repairs. This grant is forgiven in a period of 5 years if they continue to occupy their residence.

Town community development staff can provide information to prospective homeowners on mortgage products that are available specifically to persons with disabilities. Staff also coordinates with the Erie County Fair Housing Partnership, the Town’s Committee on Disabilities, Veterans Committee and the First Responders Disability Awareness Training to access and provide information to residents regarding rights and services.

**Actions taken to reduce lead-based paint hazards. 91.220(k); 91.320(j)**

The Community Development program provides all applicants for housing rehabilitation loans a copy of Protect Your Family from Lead in Your Home. This brochure provides information on the danger of lead paint hazards and ways to minimize risk associated with them. Homeowners and first time homebuyers are advised of the availability of testing for elevated levels of lead in the blood of children. As far as we know, no children in participating households have tested positive for elevated blood lead levels. All residential properties involved in CDBG and HOME assisted programs are inspected for lead paint hazards. Hazards such as exterior paint failure are typically addressed by installing siding. Friction sources of lead paint dust, such as double hung windows, are typically addressed by installing replacement windows. During the 2022 Program Year, nine (9) single family homes had lead-based paint remediated.

The Town continued to administer federal regulations on lead paint hazards. Together with the Towns of Cheektowaga and Tonawanda, Amherst has undertaken an assessment of existing housing programs funded with CDBG and HOME funds to implement necessary changes in policies and procedures. All contractors participating in the Towns' rehabilitation loan programs have been advised of the federal regulations and if lead paint is found to be present in a home, hired contractors are required to be certified for lead removal and remediation in housing rehabilitation projects through Community Development. This was done to ensure the availability of qualified, trained and competitive rehabilitation contractors when lead paint is present. Lead risk assessment and clearance testing is required on rehabilitation projects where paint may be disturbed; an environmental firm is contracted (through an RFP process) to provide these services at the most competitive cost. Failed clearance tests require the contractor to go back and correct the situation prior to conducting another clearance test and getting their final payment.

### **Actions taken to reduce the number of poverty-level families. 91.220(k); 91.320(j)**

The Town of Amherst works with Belmont Housing Resources for WNY, Inc. and the Buffalo Urban League to provide counseling for those persons that are struggling with credit and housing issues. Belmont provides assistance with credit counseling, reverse mortgages and administers the Housing Choice Voucher (section 8) and VASH rental assistance programs for those in need. The Buffalo Urban League offers assistance in foreclosure counseling as well as the legal assistance needed in many cases. Local free or reduced-cost legal agencies such as Western New York Law Center, Legal Aid of Buffalo, and Neighborhood Legal Services also provide legal counseling and representation. Parachute Credit Counseling was also funded for PY22 and offers financial education workshops for low-income youth in the Town of Amherst.

### **Actions taken to develop institutional structure. 91.220(k); 91.320(j)**

It is important for public (municipal), non-profit and for profit entities to work together to provide resources efficiently and effectively to residents, especially low-income residents. Community Development staff has established a working relationships with the Homeless Alliance of WNY and the

YWCA. Relationships continue with Aspire, People Inc., Heritage Christian Services, Erie County Department of Senior Services, Western New York Independent Living and others that provide housing and services to special populations. In addition, Community Development works closely with other departments in the Town including Youth & Recreation, Building, Assessors and legal, to ensure comprehensive municipal services to residents.

The Town also acts as lead PHA for the Erie County PHA consortium and contracts in this capacity with Belmont for the day-to-day managements of the Housing Choice Voucher tenant-based rent subsidy program. The Amherst HOME Consortium utilizes New Opportunities Community Housing Development Corp. as its developer for special projects using HOME funds; Cheektowaga utilizes the University District Community Development Association, Inc. for its projects.

**Actions taken to enhance coordination between public and private housing and social service agencies. 91.220(k); 91.320(j)**

The Town's community development program uses New Opportunities Housing Development Corp as a non-profit developer. Recently, the program has coordinated with Buffalo Erie Niagara Land Improvement Corporation (the Land Bank) to strategically acquire property and address distressed properties in the Town. The Town provides CDBG funding to Belmont Housing Resources for WNY, Housing Opportunities Made Equal, Buffalo Urban League and the YWCA, Inc. for services to residents. Many of these organizations provide additional housing assistance services beyond those funded by Amherst. Through the Erie County Fair Housing Partnership, the Distressed Properties Task Force and other community groups and agencies, Community Development staff keep abreast of issues and challenges facing residents and properties in the Town.

**Identify actions taken to overcome the effects of any impediments identified in the jurisdictions analysis of impediments to fair housing choice. 91.520(a)**

The most recent Analysis of Impediments to Fair Housing Choice (AI) was published in December 2019. A review of the Town of Amherst's zoning ordinance indicated that there are some elements which may pose moderate risks of causing impediments to fair housing choice. These risks include a vague definition and potential barriers to construction of group homes, as well as lack of "reasonable accommodation" provisions for persons with disabilities.

The Towns' Citizen Participation Plan mandates additional accommodations for persons with disabilities. The ACT Consortium Plan also emphasizes outreach to minorities, low-income persons, and persons with disabilities. Information is available in alternative formats and for those who need language assistance. The Town of Amherst has an active Committee on Disabilities that offers training and assistance. Housing programs all offer assistance with accessibility requirements, when applied for. The Towns have an affirmative marketing plan for HOME units.

Some steps the Consortium could take to enhance fair housing choice would be to incentivize affordable housing outside of Racial/Ethnic Concentrated Areas of Poverty (R/ECAPs), require more than the minimum Section 504 thresholds, and require that all HOME-assisted units comply with visitability design standards. The region is diversifying; in the future, addressing R/ECAPs will become increasingly important.

The Town will continue to contract with Housing Opportunities Made Equal, Inc. (HOME), Belmont Housing Resources for WNY, Inc. and the Buffalo Urban League for fair housing counseling and workshops. HOME, the Buffalo Urban League and Belmont actively provide one-on-one and group counseling for residents.

There is a disparity between household income growth and housing costs, and members of protected classes are more likely to be affected. That is, individuals with disabilities, racial minorities and renters are less likely to be able to afford housing as home values rise in town. Due to inadequate public transit, there may be limited options for lower income households. Lower density pattern of development and limitations on public transportation infrastructure limits development of affordable housing, and leads to concentrations of lower income minorities.

Monitoring should occur to ensure that all language needs are met. Specifically, in the ACT Consortium there may be a need for documents in Chinese and Spanish.



## **CR-40 - Monitoring 91.220 and 91.230**

**Describe the standards and procedures used to monitor activities carried out in furtherance of the plan and used to ensure long-term compliance with requirements of the programs involved, including minority business outreach and the comprehensive planning requirements**

The Town of Amherst monitors its subrecipients (including the Towns of Cheektowaga and Tonawanda and CDBG partners) and housing development agencies according to HOME and CDBG requirements and established policy. The Town uses a combination of remote assessment/assistance and annual on-site review to conduct performance evaluations for each entity. Because monitoring of activities is conducted on an ongoing basis, there have been no significant issues that need to be resolved. Rather, community development staff works with program participants to “fine-tune” procedures to facilitate improvements in communication, coordination and management.

When the Town provides Request for Proposals, they are advertised in minority newspapers . The two minority newspapers in the area are the Panoramio Hispano and The Challenger. When the Town has a home for sale or a construction project proposed, they are also advertised in the minority newspapers.

## **Citizen Participation Plan 91.105(d); 91.115(d)**

**Describe the efforts to provide citizens with reasonable notice and an opportunity to comment on performance reports.**

The Town holds two public hearings on its housing and community development programs during each program year to receive public input on the Annual Action Plans and how the federal funds should be allocated. They are held as part of regularly scheduled Town Board meetings and thus have a certain “captive audience” that might not otherwise attend a separate meeting covering just the community development programs. The CAPER Report will be released for a 15-day public comment period on June 8<sup>th</sup>, 2023. No public comments were received. Staff attend the community neighborhood meetings as well to listen to the residents’ suggestions and input.

Public hearing notices are published in the Town’s official newspaper, the Amherst Bee, as both legal advertisements and display advertisements. The newspaper is available free to the public in libraries, public buildings, and commercial establishments.

The Consolidated Annual Performance Report (CAPER) is made available initially to the public in draft form in all local libraries, the Village Clerk’s Office, the Town Clerk’s Office, and the Planning Department for review and comment. A display advertisement is placed in the Amherst Bee advising the public of the availability of the document for public review with the narrative portion of the CAPER posted on the Town’s website at [www.amherst.ny.us/community](http://www.amherst.ny.us/community). The completed CAPER, will be submitted to HUD by June 30th, within 90 days after the start of the Towns’ current program year (April 1st).

## **CR-45 - CDBG 91.520(c)**

**Specify the nature of, and reasons for, any changes in the jurisdiction's program objectives and indications of how the jurisdiction would change its programs as a result of its experiences.**

Over the past several program years, the priorities of the Town have shifted from affordable rental housing to maintenance of existing single family housing stock. Focus has been on older lower-income neighborhoods, senior households and Veteran households for maintaining and rehabilitating housing. However, COVID response has required the Town to allocate a great deal of our special COVID allocations towards lessening a possible post-covid housing crisis and the programming implemented reflects that.

Additionally, we are still continuing with our Acquisition/Rehab/Resale Program, where one property per year is acquired and rehabilitated through the HOME program for Amherst. The Town of Cheektowaga also acquires at least one property through the HOME program a year to rehabilitate or construct a single family home. The acquisition-rehab-resale program allows a property to be returned to the tax rolls, acquired by a first time low-moderate income household. In some cases, vacant land is purchased and a new home is constructed and sold to an eligible low-income family by the Town of Amherst and the Town of Cheektowaga.

The Town has begun funding more expensive infrastructure projects, recently. There is a high-need for the replacement and repair of sanitary sewers and waterlines in target areas, and mobility improvements to area streets and sidewalks. During this program year, the Town used \$106,635 in CDBG funding from PY2022 funding to install new sewer linings in the Eggertsville on Niagara Falls Blvd.

Also the Village of Williamsville is using 2022 CDBG funds to rehab the Historic Section House building and open it for public use at the adjacent South Long Park.

In the coming years the programs will also address the increasing needs of the post-covid housing market and growing senior population through the housing rehabilitation program, and incentives to generate additional affordable units. The goal is to assist seniors to remain in their homes, by addressing maintenance and accessibility issues, and allowing them to avoid or postpone moving to expensive assisted living facilities.

**Does this Jurisdiction have any open Brownfields Economic Development Initiative (BEDI) grants?**

No

**[BEDI grantees] Describe accomplishments and program outcomes during the last year.**

## **CR-50 - HOME 91.520(d)**

### **Include the results of on-site inspections of affordable rental housing assisted under the program to determine compliance with housing codes and other applicable regulations**

Please list those projects that should have been inspected on-site this program year based upon the schedule in §92.504(d). Indicate which of these were inspected and a summary of issues that were detected during the inspection. For those that were not inspected, please indicate the reason and how you will remedy the situation.

Forty six (46) Rental Properties were inspected as part of the Emergency Rental Assistance Program in PY2022. The list includes only street locations in order to maintain privacy: Travers Circle; Kaymar Drive; Brant Street; Cambridge Boulevard; Carmen Road; Longmeadow Road; Hirschfield Drive; Grover Cleveland Highway; Millersport Highway; Argyle Avenue; Allenhurst Road; North Forest Road; Princeton Avenue; Brant Street; Buckeye Road; Berehaven Drive; Maple Court; Garnet Road; E Spring Fairgreen Drive; Springville Avenue; Sundridge Drive; Sunshine Drive; W Summerset Lane; Robin Road; Oxford Avenue; Princeton Avenue; Winsor Court. No issues were found during the inspections.

### **Provide an assessment of the jurisdiction's affirmative marketing actions for HOME units. 92.351(b)**

Amherst's Developer - New Opportunities – conducts affirmative marketing on the town's behalf for the sale of any new or rehabilitated HOME affordable housing units to eligible homeowners. This outreach includes special news releases to local and minority newspapers, notifications on Amherst and Belmont's websites, mailing of informational flyers to HOME assisted subsidized housing units and apartment complexes. Brochures of our other first-time homebuyer subsidies, counseling, and closing cost assistance are also included in mailing materials. The outreach has been effective to date, as with each housing unit sold, the future owner is drawn from a pool of eligible applicants.

### **Refer to IDIS reports to describe the amount and use of program income for projects, including the number of projects and owner and tenant characteristics**

HOME program income is received from the return of the loans provided to low-moderate income households receiving assistance for housing rehabilitation, homebuyer assistance and proceeds from the sale of Acquisition Rehab homes. These funds are returned to the appropriate programs to assist new households/persons and used when it can be used. The amount of HOME Program Income funds utilized in Program Year 2022 was \$134,887. HOME Program Income is used on housing rehabilitation activities, first-time homebuyer activities and acquisition/rehab/new construction/resale activities. Utilizing both Program Income and Entitlement HOME funds, the HOME Consortium assisted two (2) first-time homebuyers with closing costs, and rehabilitated twenty-five (25) single family homes. There was one acquisition rehab completed at 345 Grover Cleveland. This will be sold to a first time homebuyer in the next Program Year.

**Describe other actions taken to foster and maintain affordable housing. 91.220(k) (STATES ONLY: Including the coordination of LIHTC with the development of affordable housing). 91.320(j)**

The Consortium coordinates with BENLIC (the Land Bank) to purchase a vacant dilapidated homes in the County's In Rem auction. These properties are identified by the Consortium and then purchased by BENLIC at the tax arrears cost prior to tax auction. This lower purchase price allows the Consortium to do all the necessary repairs to the property to provide a safe, secure and affordable home for an income eligible first time homebuyer thereby stabilizing the neighborhood. By partnering with BENLIC the mission of affordable housing can be promoted, at minimal cost to the Consortium. New properties or updated properties are added back to the tax rolls.

# PR01 - HUD Grants and Program Income

Program	Fund Type	Grantee Name	Grantee State	Grant Year	Grant Number	Authorized Amount	Suballocated Amount	Amount		FY YTD Net Draw Amount	Available to		Recapture Amount
								Committed to Activities	Net Drawn Amount		Commit	Available to Draw	
CDBG	EN	Amherst	NY	1989	B89MC360010	\$543,000.00	\$0.00	\$543,000.00	\$543,000.00	\$0.00	\$0.00	\$0.00	\$0.00
				1990	B90MC360010	\$518,000.00	\$0.00	\$518,000.00	\$518,000.00	\$0.00	\$0.00	\$0.00	\$0.00
				1991	B91MC360010	\$579,000.00	\$0.00	\$579,000.00	\$579,000.00	\$0.00	\$0.00	\$0.00	\$0.00
				1992	B92MC360010	\$605,000.00	\$0.00	\$605,000.00	\$605,000.00	\$0.00	\$0.00	\$0.00	\$0.00
				1993	B93MC360010	\$727,000.00	\$0.00	\$727,000.00	\$727,000.00	\$0.00	\$0.00	\$0.00	\$0.00
				1994	B94MC360010	\$791,000.00	\$0.00	\$791,000.00	\$791,000.00	\$0.00	\$0.00	\$0.00	\$0.00
				1995	B95MC360010	\$785,000.00	\$0.00	\$785,000.00	\$785,000.00	\$0.00	\$0.00	\$0.00	\$0.00
				1996	B96MC360010	\$765,000.00	\$0.00	\$765,000.00	\$765,000.00	\$0.00	\$0.00	\$0.00	\$0.00
				1997	B97MC360010	\$753,000.00	\$0.00	\$753,000.00	\$753,000.00	\$0.00	\$0.00	\$0.00	\$0.00
				1998	B98MC360010	\$694,000.00	\$0.00	\$694,000.00	\$694,000.00	\$0.00	\$0.00	\$0.00	\$0.00
				1999	B99MC360010	\$698,000.00	\$0.00	\$698,000.00	\$698,000.00	\$0.00	\$0.00	\$0.00	\$0.00
				2000	B00MC360010	\$685,000.00	\$0.00	\$685,000.00	\$685,000.00	\$0.00	\$0.00	\$0.00	\$0.00
				2001	B01MC360010	\$703,000.00	\$0.00	\$703,000.00	\$703,000.00	\$0.00	\$0.00	\$0.00	\$0.00
				2002	B02MC360010	\$699,000.00	\$0.00	\$699,000.00	\$699,000.00	\$0.00	\$0.00	\$0.00	\$0.00
				2003	B03MC360010	\$752,000.00	\$0.00	\$752,000.00	\$752,000.00	\$0.00	\$0.00	\$0.00	\$0.00
				2004	B04MC360010	\$726,000.00	\$0.00	\$726,000.00	\$726,000.00	\$0.00	\$0.00	\$0.00	\$0.00
				2005	B05MC360010	\$685,466.00	\$0.00	\$685,466.00	\$685,466.00	\$0.00	\$0.00	\$0.00	\$0.00
				2006	B06MC360010	\$611,737.00	\$0.00	\$611,737.00	\$611,737.00	\$0.00	\$0.00	\$0.00	\$0.00
				2007	B07MC360010	\$609,753.00	\$0.00	\$609,753.00	\$609,753.00	\$0.00	\$0.00	\$0.00	\$0.00
				2008	B08MC360010	\$584,236.00	\$0.00	\$584,236.00	\$584,236.00	\$0.00	\$0.00	\$0.00	\$0.00
				2009	B09MC360010	\$586,332.00	\$0.00	\$586,332.00	\$586,332.00	\$0.00	\$0.00	\$0.00	\$0.00
				2010	B10MC360010	\$631,829.00	\$0.00	\$631,829.00	\$631,829.00	\$0.00	\$0.00	\$0.00	\$0.00
				2011	B11MC360010	\$524,968.00	\$0.00	\$524,968.00	\$524,968.00	\$0.00	\$0.00	\$0.00	\$0.00
				2012	B12MC360010	\$489,770.00	\$0.00	\$489,770.00	\$489,770.00	\$0.00	\$0.00	\$0.00	\$0.00
				2013	B13MC360010	\$509,174.00	\$0.00	\$509,174.00	\$509,174.00	\$0.00	\$0.00	\$0.00	\$0.00
2014	B14MC360010	\$494,500.00	\$0.00	\$494,500.00	\$494,500.00	\$0.00	\$0.00	\$0.00	\$0.00				
2015	B15MC360010	\$472,599.00	\$0.00	\$472,599.00	\$472,599.00	\$0.00	\$0.00	\$0.00	\$0.00				
2016	B16MC360010	\$486,881.00	\$0.00	\$486,881.00	\$486,881.00	\$0.00	\$0.00	\$0.00	\$0.00				
2017	B17MC360010	\$496,205.00	\$0.00	\$496,205.00	\$496,205.00	\$3,809.21	\$0.00	\$0.00	\$0.00				
2018	B18MC360010	\$574,942.00	\$0.00	\$574,942.00	\$574,942.00	\$4,735.00	\$0.00	\$0.00	\$0.00				
2019	B19MC360010	\$593,912.00	\$0.00	\$585,444.99	\$565,919.95	\$74,577.22	\$8,467.01	\$27,992.05	\$0.00				
2020	B20MC360010	\$623,056.00	\$0.00	\$568,416.98	\$565,486.98	\$32,288.26	\$54,639.02	\$57,569.02	\$0.00				
2021	B21MC360010	\$640,103.00	\$0.00	\$473,643.55	\$456,935.06	\$120,751.21	\$166,459.45	\$183,167.94	\$0.00				
2022	B22MC360010	\$612,676.00	\$0.00	\$250,539.00	\$209,806.02	\$209,806.02	\$362,137.00	\$402,869.98	\$0.00				
<b>Amherst Subtotal:</b>						<b>\$21,251,139.00</b>	<b>\$0.00</b>	<b>\$20,659,436.52</b>	<b>\$20,579,540.01</b>	<b>\$445,966.92</b>	<b>\$591,702.48</b>	<b>\$671,598.99</b>	<b>\$0.00</b>
<b>EN Subtotal:</b>						<b>\$21,251,139.00</b>	<b>\$0.00</b>	<b>\$20,659,436.52</b>	<b>\$20,579,540.01</b>	<b>\$445,966.92</b>	<b>\$591,702.48</b>	<b>\$671,598.99</b>	<b>\$0.00</b>
RL	Amherst	NY	2007	B07MC360010	\$84,088.83	\$0.00	\$84,088.83	\$84,088.83	\$0.00	\$0.00	\$0.00	\$0.00	
			2008	B08MC360010	\$98,078.28	\$0.00	\$98,078.28	\$98,078.28	\$0.00	\$0.00	\$0.00	\$0.00	
			2009	B09MC360010	\$67,896.13	\$0.00	\$67,896.13	\$67,896.13	\$0.00	\$0.00	\$0.00	\$0.00	
			2010	B10MC360010	\$92,264.78	\$0.00	\$92,264.78	\$92,264.78	\$0.00	\$0.00	\$0.00	\$0.00	
			2011	B11MC360010	\$208,148.13	\$0.00	\$208,148.13	\$208,148.13	\$0.00	\$0.00	\$0.00	\$0.00	
			2012	B12MC360010	\$162,117.40	\$0.00	\$162,117.40	\$162,117.40	\$0.00	\$0.00	\$0.00	\$0.00	
			2013	B13MC360010	\$252,850.67	\$0.00	\$252,850.67	\$252,850.67	\$0.00	\$0.00	\$0.00	\$0.00	
			2014	B14MC360010	\$113,646.36	\$0.00	\$113,646.36	\$113,646.36	\$0.00	\$0.00	\$0.00	\$0.00	
			2015	B15MC360010	\$227,062.88	\$0.00	\$227,062.88	\$227,062.88	\$0.00	\$0.00	\$0.00	\$0.00	
2016	B16MC360010	\$223,304.33	\$0.00	\$223,304.33	\$223,304.33	\$0.00	\$0.00	\$0.00	\$0.00				

		2017	B17MC360010	\$198,659.23	\$0.00	\$198,659.23	\$198,659.23	\$0.00	\$0.00	\$0.00	\$0.00
		2018	B18MC360010	\$148,740.55	\$0.00	\$148,740.55	\$148,740.55	\$0.00	\$0.00	\$0.00	\$0.00
		2019	B19MC360010	\$213,155.43	\$0.00	\$213,155.43	\$213,155.43	\$0.00	\$0.00	\$0.00	\$0.00
		2020	B20MC360010	\$140,693.20	\$0.00	\$140,693.20	\$140,693.20	\$0.00	\$0.00	\$0.00	\$0.00
		2021	B21MC360010	\$173,864.88	\$0.00	\$173,864.88	\$173,056.91	\$21,359.36	\$0.00	\$807.97	\$0.00
		2022	B22MC360010	\$1,299.00	\$0.00	\$769.03	\$0.00	\$0.00	\$529.97	\$1,299.00	\$0.00
		<b>Amherst Subtotal:</b>		<b>\$2,405,870.08</b>	<b>\$0.00</b>	<b>\$2,405,340.11</b>	<b>\$2,403,763.11</b>	<b>\$21,359.36</b>	<b>\$529.97</b>	<b>\$2,106.97</b>	<b>\$0.00</b>
	<b>RL Subtotal:</b>			<b>\$2,405,870.08</b>	<b>\$0.00</b>	<b>\$2,405,340.11</b>	<b>\$2,403,763.11</b>	<b>\$21,359.36</b>	<b>\$529.97</b>	<b>\$2,106.97</b>	<b>\$0.00</b>
PI	Amherst NY	1997	B97MC360010	\$45,698.22	\$0.00	\$45,698.22	\$45,698.22	\$0.00	\$0.00	\$0.00	\$0.00
		1998	B98MC360010	\$74,994.02	\$0.00	\$74,994.02	\$74,994.02	\$0.00	\$0.00	\$0.00	\$0.00
		1999	B99MC360010	\$169,890.90	\$0.00	\$169,890.90	\$169,890.90	\$0.00	\$0.00	\$0.00	\$0.00
		2000	B00MC360010	\$234,040.25	\$0.00	\$234,040.25	\$234,040.25	\$0.00	\$0.00	\$0.00	\$0.00
		2003	B03MC360010	\$136,462.76	\$0.00	\$136,462.76	\$136,462.76	\$0.00	\$0.00	\$0.00	\$0.00
		2004	B04MC360010	\$78,521.33	\$0.00	\$78,521.33	\$78,521.33	\$0.00	\$0.00	\$0.00	\$0.00
		2005	B05MC360010	\$149,421.18	\$0.00	\$149,421.18	\$149,421.18	\$0.00	\$0.00	\$0.00	\$0.00
		2006	B06MC360010	\$288,381.30	\$0.00	\$288,381.30	\$288,381.30	\$0.00	\$0.00	\$0.00	\$0.00
		2007	B07MC360010	\$38,773.41	\$0.00	\$38,773.41	\$38,773.41	\$0.00	\$0.00	\$0.00	\$0.00
		2009	B09MC360010	\$0.00	\$0.00	\$0.00	\$0.00	\$0.00	\$0.00	\$0.00	\$0.00
		2015	B15MC360010	\$0.00	\$0.00	\$0.00	\$0.00	\$0.00	\$0.00	\$0.00	\$0.00
		2019	B19MC360010	\$46,894.94	\$0.00	\$46,894.94	\$46,894.94	\$0.00	\$0.00	\$0.00	\$0.00
		2020	B20MC360010	\$34,518.30	\$0.00	\$34,518.30	\$34,518.30	\$0.00	\$0.00	\$0.00	\$0.00
		2021	B21MC360010	\$118,822.95	\$0.00	\$118,822.95	\$118,822.95	\$49,913.27	\$0.00	\$0.00	\$0.00
		2022	B22MC360010	\$135,057.15	\$0.00	\$134,887.15	\$73,200.80	\$73,200.80	\$170.00	\$61,856.35	\$0.00
		<b>Amherst Subtotal:</b>		<b>\$1,551,476.71</b>	<b>\$0.00</b>	<b>\$1,551,306.71</b>	<b>\$1,489,620.36</b>	<b>\$123,114.07</b>	<b>\$170.00</b>	<b>\$61,856.35</b>	<b>\$0.00</b>
	<b>PI Subtotal:</b>			<b>\$1,551,476.71</b>	<b>\$0.00</b>	<b>\$1,551,306.71</b>	<b>\$1,489,620.36</b>	<b>\$123,114.07</b>	<b>\$170.00</b>	<b>\$61,856.35</b>	<b>\$0.00</b>
CDBG-R	EN	Amherst NY	2009	B09MY360010	\$158,675.00	\$0.00	\$158,675.00	\$158,675.00	\$0.00	\$0.00	\$0.00
		<b>Amherst Subtotal:</b>		<b>\$158,675.00</b>	<b>\$0.00</b>	<b>\$158,675.00</b>	<b>\$158,675.00</b>	<b>\$0.00</b>	<b>\$0.00</b>	<b>\$0.00</b>	<b>\$0.00</b>
	<b>EN Subtotal:</b>			<b>\$158,675.00</b>	<b>\$0.00</b>	<b>\$158,675.00</b>	<b>\$158,675.00</b>	<b>\$0.00</b>	<b>\$0.00</b>	<b>\$0.00</b>	<b>\$0.00</b>
HOME	EN	Amherst NY	1993	M93DC360511	\$716,000.00	\$179,000.00	\$537,000.00	\$537,000.00	\$0.00	\$0.00	\$0.00
		1994	M94DC360511	\$828,000.00	\$153,740.00	\$674,260.00	\$674,260.00	\$0.00	\$0.00	\$0.00	\$0.00
		1995	M95DC360511	\$884,000.00	\$256,230.00	\$627,770.00	\$627,770.00	\$0.00	\$0.00	\$0.00	\$0.00
		1996	M96DC360511	\$880,000.00	\$211,112.00	\$668,888.00	\$668,888.00	\$0.00	\$0.00	\$0.00	\$0.00
		1997	M97DC360511	\$860,000.00	\$221,443.00	\$638,557.00	\$638,557.00	\$0.00	\$0.00	\$0.00	\$0.00
		1998	M98DC360511	\$908,000.00	\$523,979.83	\$384,020.17	\$384,020.17	\$0.00	\$0.00	\$0.00	\$0.00
		1999	M99DC360511	\$981,000.00	\$427,492.33	\$553,507.67	\$553,507.67	\$0.00	\$0.00	\$0.00	\$0.00
		2000	M00DC360511	\$980,000.00	\$252,365.00	\$727,635.00	\$727,635.00	\$0.00	\$0.00	\$0.00	\$0.00
		2001	M01DC360511	\$1,091,000.00	\$424,424.00	\$666,576.00	\$666,576.00	\$0.00	\$0.00	\$0.00	\$0.00
		2002	M02DC360511	\$1,086,000.00	\$592,271.08	\$493,728.92	\$493,728.92	\$0.00	\$0.00	\$0.00	\$0.00
		2003	M03DC360511	\$1,241,708.00	\$716,977.80	\$524,730.20	\$524,730.20	\$0.00	\$0.00	\$0.00	\$0.00
		2004	M04DC360511	\$1,376,338.00	\$822,557.31	\$553,780.69	\$553,780.69	\$0.00	\$0.00	\$0.00	\$0.00
		2005	M05DC360511	\$1,232,030.00	\$530,023.53	\$702,006.47	\$702,006.47	\$0.00	\$0.00	\$0.00	\$0.00
		2006	M06DC360511	\$1,142,581.00	\$403,281.75	\$739,299.25	\$739,299.25	\$0.00	\$0.00	\$0.00	\$0.00
		2007	M07DC360511	\$1,133,456.00	\$305,951.81	\$827,504.19	\$827,504.19	\$0.00	\$0.00	\$0.00	\$0.00
		2008	M08DC360511	\$1,083,520.00	\$278,765.75	\$804,754.25	\$804,754.25	\$0.00	\$0.00	\$0.00	\$0.00
		2009	M09DC360511	\$1,192,435.00	\$329,716.42	\$862,718.58	\$862,718.58	\$0.00	\$0.00	\$0.00	\$0.00
		2010	M10DC360511	\$1,189,524.00	\$602,381.00	\$587,143.00	\$587,143.00	\$0.00	\$0.00	\$0.00	\$0.00
		2011	M11DC360511	\$1,049,874.00	\$469,587.40	\$580,286.60	\$580,286.60	\$0.00	\$0.00	\$0.00	\$0.00
		2012	M12DC360511	\$699,384.00	\$247,785.02	\$451,598.98	\$451,598.98	\$0.00	\$0.00	\$0.00	\$0.00
		2013	M13DC360511	\$669,023.00	\$544,096.33	\$124,926.67	\$124,926.67	\$0.00	\$0.00	\$0.00	\$0.00
		2014	M14DC360511	\$720,089.00	\$233,778.29	\$486,310.71	\$486,310.71	\$0.00	\$0.00	\$0.00	\$0.00
		2015	M15DC360511	\$606,061.00	\$151,515.25	\$454,545.75	\$454,545.75	\$0.00	\$0.00	\$0.00	\$0.00

		2016	M16DC360511	\$633,903.00	\$207,555.72	\$426,347.28	\$426,167.25	\$3,210.42	\$0.00	\$180.03	\$0.00
		2017	M17DC360511	\$639,943.00	\$162,977.30	\$476,965.70	\$476,965.70	\$710.00	\$0.00	\$0.00	\$0.00
		2018	M18DC360511	\$973,953.00	\$311,395.30	\$662,557.70	\$662,557.70	\$0.00	\$0.00	\$0.00	\$0.00
		2019	M19DC360511	\$835,210.00	\$422,802.50	\$412,407.50	\$192,688.19	\$145,268.19	\$0.00	\$219,719.31	\$0.00
		2020	M20DC360511	\$938,740.00	\$234,685.00	\$216,437.71	\$56,288.07	\$56,288.07	\$487,617.29	\$647,766.93	\$0.00
		2021	M21DC360511	\$941,899.00	\$235,474.75	\$0.00	\$0.00	\$0.00	\$706,424.25	\$706,424.25	\$0.00
			M21DP360511	\$3,413,700.00	\$512,055.00	\$0.00	\$0.00	\$0.00	\$2,901,645.00	\$2,901,645.00	\$0.00
		2022	M22DC360511	\$1,000,224.00	\$250,056.00	\$0.00	\$0.00	\$0.00	\$750,168.00	\$750,168.00	\$0.00
		<b>Amherst Subtotal:</b>		<b>\$31,927,595.00</b>	<b>\$11,215,476.47</b>	<b>\$15,866,263.99</b>	<b>\$15,486,215.01</b>	<b>\$205,476.68</b>	<b>\$4,845,854.54</b>	<b>\$5,225,903.52</b>	<b>\$0.00</b>
	<b>EN Subtotal:</b>			<b>\$31,927,595.00</b>	<b>\$11,215,476.47</b>	<b>\$15,866,263.99</b>	<b>\$15,486,215.01</b>	<b>\$205,476.68</b>	<b>\$4,845,854.54</b>	<b>\$5,225,903.52</b>	<b>\$0.00</b>
RL	Amherst NY	2000	M00DC360511	\$259,609.41	\$0.00	\$259,609.41	\$259,609.41	\$0.00	\$0.00	\$0.00	\$0.00
		2001	M01DC360511	\$20,000.00	\$0.00	\$20,000.00	\$20,000.00	\$0.00	\$0.00	\$0.00	\$0.00
		2002	M02DC360511	\$25,279.00	\$0.00	\$25,279.00	\$25,279.00	\$0.00	\$0.00	\$0.00	\$0.00
		2003	M03DC360511	\$5,000.00	\$0.00	\$5,000.00	\$5,000.00	\$0.00	\$0.00	\$0.00	\$0.00
		2004	M04DC360511	\$82,464.43	\$0.00	\$82,464.43	\$82,464.43	\$0.00	\$0.00	\$0.00	\$0.00
		<b>Amherst Subtotal:</b>		<b>\$392,352.84</b>	<b>\$0.00</b>	<b>\$392,352.84</b>	<b>\$392,352.84</b>	<b>\$0.00</b>	<b>\$0.00</b>	<b>\$0.00</b>	<b>\$0.00</b>
	<b>RL Subtotal:</b>			<b>\$392,352.84</b>	<b>\$0.00</b>	<b>\$392,352.84</b>	<b>\$392,352.84</b>	<b>\$0.00</b>	<b>\$0.00</b>	<b>\$0.00</b>	<b>\$0.00</b>
PI	Amherst NY	1997	M97DC360511	\$9,144.76	\$0.00	\$9,144.76	\$9,144.76	\$0.00	\$0.00	\$0.00	\$0.00
		1998	M98DC360511	\$1,001,964.23	\$0.00	\$1,001,964.23	\$1,001,964.23	\$0.00	\$0.00	\$0.00	\$0.00
		1999	M99DC360511	\$165,590.42	\$0.00	\$165,590.42	\$165,590.42	\$0.00	\$0.00	\$0.00	\$0.00
		2000	M00DC360511	\$191,300.90	\$0.00	\$191,300.90	\$191,300.90	\$0.00	\$0.00	\$0.00	\$0.00
		2002	M02DC360511	\$80,226.08	\$0.00	\$80,226.08	\$80,226.08	\$0.00	\$0.00	\$0.00	\$0.00
		2003	M03DC360511	\$702,703.70	\$0.00	\$702,703.70	\$702,703.70	\$0.00	\$0.00	\$0.00	\$0.00
		2004	M04DC360511	\$266,679.24	\$0.00	\$266,679.24	\$266,679.24	\$0.00	\$0.00	\$0.00	\$0.00
		2005	M05DC360511	\$299,143.63	\$0.00	\$299,143.63	\$299,143.63	\$0.00	\$0.00	\$0.00	\$0.00
		2006	M06DC360511	\$2,350,747.11	\$0.00	\$2,350,747.11	\$2,350,747.11	\$0.00	\$0.00	\$0.00	\$0.00
		2007	M07DC360511	\$358,634.19	\$0.00	\$358,634.19	\$358,634.19	\$0.00	\$0.00	\$0.00	\$0.00
		2008	M08DC360511	\$688,053.00	\$0.00	\$688,053.00	\$688,053.00	\$0.00	\$0.00	\$0.00	\$0.00
		2009	M09DC360511	\$306,600.96	\$0.00	\$306,600.96	\$306,600.96	\$0.00	\$0.00	\$0.00	\$0.00
		2010	M10DC360511	\$326,052.93	\$0.00	\$326,052.93	\$326,052.93	\$0.00	\$0.00	\$0.00	\$0.00
		2011	M11DC360511	\$491,410.28	\$0.00	\$491,410.28	\$491,410.28	\$0.00	\$0.00	\$0.00	\$0.00
		2012	M12DC360511	\$481,621.79	\$11,823.94	\$469,797.85	\$469,797.85	\$0.00	\$0.00	\$0.00	\$0.00
		2013	M13DC360511	\$442,945.88	\$36,414.78	\$406,531.10	\$406,531.10	\$0.00	\$0.00	\$0.00	\$0.00
		2014	M14DC360511	\$341,073.96	\$32,648.31	\$308,425.65	\$308,425.65	\$0.00	\$0.00	\$0.00	\$0.00
		2015	M15DC360511	\$522,385.14	\$51,252.45	\$471,132.69	\$471,132.69	\$0.00	\$0.00	\$0.00	\$0.00
		2016	M16DC360511	\$764,590.76	\$76,292.67	\$688,298.09	\$688,298.09	\$0.00	\$0.00	\$0.00	\$0.00
		2017	M17DC360511	\$432,745.64	\$42,857.82	\$389,887.82	\$389,887.82	\$0.00	\$0.00	\$0.00	\$0.00
		2018	M18DC360511	\$551,018.79	\$54,935.97	\$496,082.82	\$496,082.82	\$0.00	\$0.00	\$0.00	\$0.00
		2019	M19DC360511	\$1,025,756.92	\$109,643.24	\$916,113.68	\$859,151.81	\$204,594.75	\$0.00	\$56,961.87	\$0.00
		2020	M20DC360511	\$926,708.71	\$105,356.66	\$821,352.05	\$489,790.69	\$169,244.00	\$0.00	\$331,561.36	\$0.00
		2021	M21DC360511	\$959,121.89	\$95,912.19	\$123,767.36	\$29,071.26	\$29,071.26	\$739,442.34	\$834,138.44	\$0.00
		2022	M22DC360511	\$546,849.21	\$54,681.20	\$0.00	\$0.00	\$0.00	\$492,168.01	\$492,168.01	\$0.00
		<b>Amherst Subtotal:</b>		<b>\$14,233,070.12</b>	<b>\$671,819.23</b>	<b>\$12,329,640.54</b>	<b>\$11,846,421.21</b>	<b>\$402,910.01</b>	<b>\$1,231,610.35</b>	<b>\$1,714,829.68</b>	<b>\$0.00</b>
	<b>PI Subtotal:</b>			<b>\$14,233,070.12</b>	<b>\$671,819.23</b>	<b>\$12,329,640.54</b>	<b>\$11,846,421.21</b>	<b>\$402,910.01</b>	<b>\$1,231,610.35</b>	<b>\$1,714,829.68</b>	<b>\$0.00</b>
PA	Amherst NY	2012	M12DC360511	\$11,823.94	\$0.00	\$11,823.94	\$11,823.94	\$0.00	\$0.00	\$0.00	\$0.00
		2013	M13DC360511	\$36,414.78	\$0.00	\$36,414.78	\$36,414.78	\$0.00	\$0.00	\$0.00	\$0.00
		2014	M14DC360511	\$32,648.31	\$0.00	\$32,648.31	\$32,648.31	\$0.00	\$0.00	\$0.00	\$0.00
		2015	M15DC360511	\$51,252.45	\$0.00	\$51,252.45	\$51,252.45	\$0.00	\$0.00	\$0.00	\$0.00
		2016	M16DC360511	\$76,292.67	\$0.00	\$76,292.66	\$76,292.66	\$0.00	\$0.01	\$0.01	\$0.00
		2017	M17DC360511	\$42,857.82	\$0.00	\$42,857.82	\$42,857.82	\$0.00	\$0.00	\$0.00	\$0.00
		2018	M18DC360511	\$54,935.97	\$0.00	\$54,935.97	\$54,935.97	\$0.00	\$0.00	\$0.00	\$0.00

		2019	M19DC360511	\$109,643.24	\$0.00	\$109,643.24	\$109,076.43	\$10,038.27	\$0.00	\$566.81	\$0.00
		2020	M20DC360511	\$105,356.66	\$0.00	\$105,356.66	\$52,182.73	\$11,811.52	\$0.00	\$53,173.93	\$0.00
		2021	M21DC360511	\$95,912.19	\$0.00	\$95,912.19	\$3,762.40	\$0.00	\$0.00	\$92,149.79	\$0.00
		2022	M22DC360511	\$54,681.20	\$0.00	\$54,681.20	\$0.00	\$0.00	\$0.00	\$54,681.20	\$0.00
		<b>Amherst Subtotal:</b>		<b>\$671,819.23</b>	<b>\$0.00</b>	<b>\$671,819.22</b>	<b>\$471,247.49</b>	<b>\$21,849.79</b>	<b>\$0.01</b>	<b>\$200,571.74</b>	<b>\$0.00</b>
	<b>PA Subtotal:</b>			<b>\$671,819.23</b>	<b>\$0.00</b>	<b>\$671,819.22</b>	<b>\$471,247.49</b>	<b>\$21,849.79</b>	<b>\$0.01</b>	<b>\$200,571.74</b>	<b>\$0.00</b>
HP	Amherst NY	2016	M16DC360511	\$33,843.75	\$0.00	\$33,843.75	\$33,843.75	\$0.00	\$0.00	\$0.00	\$0.00
		2017	M17DC360511	\$32,500.00	\$0.00	\$32,500.00	\$32,500.00	\$0.00	\$0.00	\$0.00	\$0.00
		2018	M18DC360511	\$22,500.00	\$0.00	\$22,500.00	\$22,500.00	\$0.00	\$0.00	\$0.00	\$0.00
		2019	M19DC360511	\$5,091.78	\$0.00	\$5,091.78	\$5,091.78	\$0.00	\$0.00	\$0.00	\$0.00
		2020	M20DC360511	\$4,109.80	\$0.00	\$4,109.80	\$3,945.80	\$3,280.00	\$0.00	\$164.00	\$0.00
		2021	M21DC360511	\$30,547.23	\$0.00	\$30,547.23	\$27,641.14	\$27,641.14	\$0.00	\$2,906.09	\$0.00
		2022	M22DC360511	\$11,099.13	\$0.00	\$0.00	\$0.00	\$0.00	\$11,099.13	\$11,099.13	\$0.00
		<b>Amherst Subtotal:</b>		<b>\$139,691.69</b>	<b>\$0.00</b>	<b>\$128,592.56</b>	<b>\$125,522.47</b>	<b>\$30,921.14</b>	<b>\$11,099.13</b>	<b>\$14,169.22</b>	<b>\$0.00</b>
	<b>HP Subtotal:</b>			<b>\$139,691.69</b>	<b>\$0.00</b>	<b>\$128,592.56</b>	<b>\$125,522.47</b>	<b>\$30,921.14</b>	<b>\$11,099.13</b>	<b>\$14,169.22</b>	<b>\$0.00</b>
<b>GRANTEE TOTALS</b>				<b>\$72,731,689.67</b>	<b>\$11,887,295.70</b>	<b>\$54,163,427.49</b>	<b>\$52,953,357.50</b>	<b>\$1,251,597.97</b>	<b>\$6,680,966.48</b>	<b>\$7,891,036.47</b>	<b>\$0.00</b>



# PR06 - Summary of Consolidated Plan Projects for Report Year

Grantee: Amherst

Plan Year	IDIS Project	Project Title	Description	Program	Project Estimate	Committed Amount	Amount Drawn Thru Report Year	Amount Available to Draw	Amount Drawn in Report Year
2022	1	Amherst CDBG Housing Rehabilitation	Deferred interest free loans up to \$20,000 to low-moderate income homeowners to undertake necessary repairs to their homes. \$301,100 CDBG Rehab (EN), plus \$80,000 anticipated CDBG Program Income received FY23 to supplement entitlement funds. CDBG housing rehab for 2022 will be accomplished with entitlement funds and program income.	CDBG	\$381,100.00	\$49,653.19	\$0.00	\$49,653.19	\$0.00
	2	CDBG General Program Administration	These funds are used for staff administration of the CDBG Grant. \$95,000 will be utilized from entitlement funding.	CDBG	\$95,000.00	\$13,370.31	\$0.00	\$13,370.31	\$0.00
	3	CDBG Office Expenses	Office supplies, copying costs and mailing expenses for administration of CDBG programming.	CDBG	\$1,200.00	\$0.00	\$0.00	\$0.00	\$0.00
	4	Public Information and Advertising	Advertising for Public Hearings, the availability of funds, reports, plans, and other housing activities or opportunities associated with the federal grants received by the Town.	CDBG	\$2,000.00	\$2,000.00	\$1,207.46	\$792.54	\$1,207.46
	5	Lead Based Paint Testing and Clearance	Lead-based paint risk assessment/evaluation for CDBG and HOME rehabilitation activities and clearance testing after repairs.	CDBG	\$8,000.00	\$0.00	\$0.00	\$0.00	\$0.00
	6	Weatherization Program for Single Family Homes	Create more energy efficient housing units for low-moderate income homeowners by providing energy audits resulting in as-needed energy efficient furnaces, insulation, windows and, in some cases, energy efficient refrigerators. The energy savings will assist in creating a more affordable housing environment throughout the Consortium.	CDBG	\$10,000.00	\$12,000.00	\$10,184.73	\$1,815.27	\$10,184.73
	7	Belmont Housing Counseling Services	Belmont Housing Resources for WNY, Inc. is a HUD certified counseling agency that will provide tenant, pre-purchase, post-purchase, foreclosure, reverse mortgage and mortgage default counseling services to low-moderate income residents. \$16,500 in entitlement will fund this Activity.	CDBG	\$16,500.00	\$16,500.00	\$14,120.00	\$2,380.00	\$14,120.00
	8	Buffalo Urban League Foreclosure Prevention Services	Counseling and legal assistance for income eligible Amherst Homeowners to avoid mortgage default and/or predatory lending situations. Additional assistance is available for credit counseling and credit restructuring and foreclosure prevention. This activity will be funded with \$6,000 of entitlement funds.	CDBG	\$6,000.00	\$6,000.00	\$4,500.00	\$1,500.00	\$4,500.00

9	Fair Housing Counseling through Housing Opportunities Made Equal	Housing Opportunities Made Equal, Inc. (HOME) will advocate for victims of perceived housing discrimination and offer informational workshops on discrimination to Town Officials. Advertising for Fair Housing issues will also be handled by HOME and a link to their website is on the Town's Community Development page: <a href="http://www.amherst.ny.us/community">www.amherst.ny.us/community</a> (under Fair Housing). A landlord-tenant training and fair housing video are typically scheduled in the Town as a Fair Housing Month activity.	CDBG	\$8,000.00	\$8,000.00	\$5,323.29	\$2,676.71	\$5,323.29
10	Family Justice Center	The FJC, serves individuals in unsafe relationships and victims of domestic violence. Domestic Violence Advocates assist in-person clients at an Amherst satellite site, and would primarily serve remote Amherst clients via phone and online chat. CDBG funds will cover the cost of an additional staff member dedicated to Amherst clients.	CDBG	\$10,000.00	\$40,000.00	\$40,000.00	\$0.00	\$40,000.00
11	Village of Williamsville Public Facilities and Historic Preservation	The Village of Williamsville is allocated 7% of Amherst's annual CDBG funding. Funding will be directed to historic preservation work on the Historic Village Section House, or other public facilities within the Village. The Village has decided to commit their CDBG allocation to this activity. Any increase or decrease in CDBG funding will be reflected in this share of CDBG funding.	CDBG	\$42,700.00	\$0.00	\$0.00	\$0.00	\$0.00
12	YWCA, Inc. Transitional Housing	Four households in designated homes in the northwest portion of the Town will receive services including case management and transportation assistance. The supportive housing provides shelter for low-income domestic violence victims/battered spouses and their children (four adult females and fourteen children). The CDBG funds are being used to pay for bus passes and for a portion of case management salaries.	CDBG	\$30,500.00	\$30,500.00	\$21,310.21	\$9,189.79	\$21,310.21
13	Public Facilities and Infrastructure	Public Infrastructure and Facilities Projects will look to address sewer infrastructure work, sidewalks, and ADA compliance needed in eligible LMI areas of the Town.	CDBG	\$39,000.00	\$117,539.00	\$106,635.00	\$10,904.00	\$106,635.00
14	Meals on Wheels	The Amherst Senior Center will utilize \$40,000 towards the payroll of an additional full time cook for the Meals on Wheels program which provides nutrition services to senior citizens.	CDBG	\$40,000.00	\$0.00	\$0.00	\$0.00	\$0.00
15	Facade Improvement Program	Revitalize neighborhood commercial buildings by providing loan/grant combos for the rehabilitation of facades of small businesses. Businesses must either serve low-income neighborhoods and residents (census tracts) or provide for the creation of 1 FTE LMI job. Loan/grant awards will not exceed \$30,000 per business and require a 25% cash match towards the project from the business or property owner.	CDBG	\$30,000.00	\$0.00	\$0.00	\$0.00	\$0.00

16	ASTS Senior Transportation Van	Amherst Senior Transportation Services will utilize \$10,000 towards the purchase of a van. The van provides transportation services for Amherst's elderly population to medical appointments, social activities, and public facilities.	CDBG	\$10,000.00	\$0.00	\$0.00	\$0.00	\$0.00
17	Parachute Credit Counseling	Parachute Credit Counseling Services will provide LMI Youth with Financial Literacy Classes, serving approximately 40 LMI youths. CCCS will also provide Small Business Counseling to 10-15 micro enterprises with counseling for unresolved credit/debt issues. This activity will be funded with \$8,000 of entitlement funds.	CDBG	\$8,000.00	\$8,000.00	\$2,400.00	\$5,600.00	\$2,400.00
18	Amherst Housing Rehabilitation (HOME) funds	Deferred interest free loans up to \$20,000 to low-moderate income homeowners to undertake necessary repairs to their homes. Anticipated \$90,000 of HOME Program Income to be received FY23. Allocated \$200,180 EN funds. The Town's State AHP Grant will supplement the funding in target areas.	HOME	\$290,180.00	\$0.00	\$0.00	\$0.00	\$0.00
20	Amherst Acquisition-Rehabilitation/New Construction-Resale (HOME)	Acquisition and rehabilitation of an existing vacant, deteriorated single family house in a target neighborhood, or acquisition of a vacant lot and new construction of a single-family house for resale to an income eligible first-time homebuyer. Amherst will acquire at least one home or vacant lot in 2023, allocating program income earned from the sale of 345 Grover Cleveland and 44 Sunset Court.	HOME	\$312,570.00	\$0.00	\$0.00	\$0.00	\$0.00
21	Amherst HOME Rental Subsidy	The Amherst HOME Rental Subsidy provides a long-term deferred 0% loan towards the construction of new affordable rental housing development serving LMI seniors, disabled, special populations within the Town of Amherst. For 2022, \$100,000 in HOME EN funds are allocated.	HOME	\$100,000.00	\$0.00	\$0.00	\$0.00	\$0.00
22	Amherst HOME Administration	Funds for staff and office costs for oversight and implementation of HOME activities: \$100,022. This figure is 10% of the expected total HOME Consortium allocation. The admin. funding will be supplemented with Amherst HOME Program Income; \$20,0000 for a total of \$120,022. Increases in 2022 allocation will be applied to the HOME Admin budget line in accordance with percentages allowed.	HOME	\$100,022.00	\$8,260.88	\$0.00	\$8,260.88	\$0.00
23	Cheektowaga Housing Rehabilitation (HOME)	The Town of Cheektowaga will allocate \$150,033 of FY2022 HOME EN & \$180,000 of HOME PI to provide a 0% deferred payment loan to low-moderate income homeowners (income is below 80% of the HUD area median income) for necessary repairs to their homes.	HOME	\$330,033.00	\$179,173.35	\$101,349.35	\$77,824.00	\$101,349.35
24	Cheektowaga CHDO Acquisition-Rehabilitation/Acquisition-New Construction-Resale (HOME)	Acquisition of a vacant and/or foreclosed property for rehabilitation or new construction of a single-family home and resale to an income-eligible first time homebuyer. Cheektowaga is allocating \$150,034 of HOME EN funding. Will use prior years program income to supplement.	HOME	\$150,034.00	\$0.00	\$0.00	\$0.00	\$0.00

25	Cheektowaga HOME Administration	The Town of Cheektowaga will use 10% of its HOME program income received in 2022 for admin funding for staff to administer the HOME program.	HOME	\$20,000.00	\$12,774.07	\$0.00	\$12,774.07	\$0.00
26	Tonawanda Residential Rehabilitation (HOME)	The Town of Tonawanda will allocate \$20,067 of FY2022 HOME EN and approximately \$180,000 of Program Income to provide a 0% deferred payment loan to low-moderate income homeowners (income is below 80% of the HUD area median income) in the Town-excluding the Village of Kenmore-for necessary repairs to	HOME	\$200,067.00	\$0.00	\$0.00	\$0.00	\$0.00
27	Tonawanda First-Time Homebuyer Closing Cost Assistance (HOME)	The Town of Tonawanda will provide closing cost assistance for First Time Homebuyers to purchase a home in that Town. The assistance is in the form of a 0% deferred payment loan provided to potential homebuyers whose income is less than 80% of HUD area median income. \$20,000 in HOME EN will be allocated to this Program for FY2022.	HOME	\$20,000.00	\$0.00	\$0.00	\$0.00	\$0.00
28	Victoria Place Affordable Rental Housing Project-Tonawanda (HOME)	Home funds of \$260,000 will be used to assist a proposed affordable housing project in the Village of Kenmore, with an anticipated \$10,000 applied to Program Delivery of the project. The rehabilitation project is of the former school, St. Paul's which will create 37 affordable units for seniors. This building is also considered historic. It will subsidize the construction of 1 to 2 affordable rental units.	HOME	\$260,000.00	\$0.00	\$0.00	\$0.00	\$0.00
29	Tonawanda HOME Administration	The Town of Tonawanda will use 10% of its HOME program income received in 2022 for admin. funding for staff to administer the HOME program in Town.	CDBG HOME	\$20,000.00 \$0.00	\$0.00 \$9,851.80	\$0.00 \$0.00	\$0.00 \$9,851.80	\$0.00 \$0.00
30	Community Policing	Public engagement with youth and seniors in target areas of the Town to promote good relations with the Police Department.	CDBG	\$10,000.00	\$10,000.00	\$4,125.33	\$5,874.67	\$4,125.33



U.S. Department of Housing and Urban Development  
 Office of Community Planning and Development  
 Integrated Disbursement and Information System  
 CDBG Activity Summary Report (GPR) for Program Year 2022  
 Amherst

Date: 05-May-2023  
 Time: 11:54  
 Page: 1

**PGM Year:** 2018  
**Project:** 0001 - Amherst CDBG Housing Rehabilitation  
**IDIS Activity:** 2547 - 178 Buckeye Road

**Status:** Completed 3/28/2023 11:53:46 AM  
**Location:** 178 Buckeye Rd Amherst, NY 14226-2309  
**Objective:** Provide decent affordable housing  
**Outcome:** Affordability  
**Matrix Code:** Rehab; Single-Unit Residential (14A)      **National Objective:** LMH

**Activity to prevent, prepare for, and respond to Coronavirus:** No

**Initial Funding Date:** 02/05/2019

**Description:** Moderate rehab

**Financing**

	Fund Type	Grant Year	Grant	Funded Amount	Drawn In Program Year	Drawn Thru Program Year
CDBG	EN	2017	B17MC360010	\$4,015.10	\$3,809.21	\$4,015.10
		2018	B18MC360010	\$3,164.90	\$1,392.90	\$3,164.90
		2020	B20MC360010	\$3,329.00	\$3,329.00	\$3,329.00
	RL			\$3,722.75	\$3,374.75	\$3,722.75
<b>Total</b>	<b>Total</b>			<b>\$14,231.75</b>	<b>\$11,905.86</b>	<b>\$14,231.75</b>

**Proposed Accomplishments**

Housing Units : 2

**Actual Accomplishments**

*Number assisted:*

	Owner		Renter		Total		Person	
	Total	Hispanic	Total	Hispanic	Total	Hispanic	Total	Hispanic
White:	1	0	0	0	1	0	0	0
Black/African American:	0	0	0	0	0	0	0	0
Asian:	0	0	0	0	0	0	0	0
American Indian/Alaskan Native:	0	0	0	0	0	0	0	0
Native Hawaiian/Other Pacific Islander:	0	0	0	0	0	0	0	0
American Indian/Alaskan Native & White:	0	0	0	0	0	0	0	0
Asian White:	0	0	0	0	0	0	0	0
Black/African American & White:	0	0	0	0	0	0	0	0
American Indian/Alaskan Native & Black/African American:	0	0	0	0	0	0	0	0
Other multi-racial:	0	0	0	0	0	0	0	0
Asian/Pacific Islander:	0	0	0	0	0	0	0	0
Hispanic:	0	0	0	0	0	0	0	0
<b>Total:</b>	<b>1</b>	<b>0</b>	<b>0</b>	<b>0</b>	<b>1</b>	<b>0</b>	<b>0</b>	<b>0</b>

Female-headed Households:

*Income Cateeorv:*

	Owner	Renter	Total	Person
Extremely Low	1	0	1	0
Low Mod	0	0	0	0
Moderate	0	0	0	0
Non Low Moderate	0	0	0	0
Total	1	0	1	0
Percent Low/Mod	100.0%		100.0%	

Years	Accomplishment Narrative	# Benefitting
2018	Emergency sewer repair. State funding too. Revised on 10/25/2021 for bathroom repairs, kitchen floor, cabinets, lead hazards, storm door and back step replacement, sump pump installation; \$10280.86. State funding of \$19,561.00.	

**PGM Year:** 2018  
**Project:** 0001 - Amherst CDBG Housing Rehabilitation  
**IDIS Activity:** 2606 - 262 Kings Highway

Status: Completed 11/17/2022 12:01:10 PM Objective: Provide decent affordable housing  
 Location: 262 Kings Hwy Amherst, NY 14226-4452 Outcome: Affordability  
 Matrix Code: Rehab; Single-Unit Residential (14A) National Objective: LMH

**Activity to prevent, prepare for, and respond to Coronavirus:** No  
**Initial Funding Date:** 01/27/2020

**Description:**  
 Moderate rehab

**Financing**

	Fund Type	Grant Year	Grant	Funded Amount	Drawn In Program Year	Drawn Thru Program Year
CDBG	EN	2018	B18MC360010	\$1,050.00	\$0.00	\$1,050.00
	RL			\$22,578.12	\$350.00	\$22,578.12
<b>Total</b>	<b>Total</b>			<b>\$23,628.12</b>	<b>\$350.00</b>	<b>\$23,628.12</b>

**Proposed Accomplishments**

Housing Units : 1

**Actual Accomplishments**

Number assisted:

	Owner		Renter		Total		Person	
	Total	Hispanic	Total	Hispanic	Total	Hispanic	Total	Hispanic
White:	1	0	0	0	1	0	0	0
Black/African American:	0	0	0	0	0	0	0	0
Asian:	0	0	0	0	0	0	0	0
American Indian/Alaskan Native:	0	0	0	0	0	0	0	0
Native Hawaiian/Other Pacific Islander:	0	0	0	0	0	0	0	0
American Indian/Alaskan Native & White:	0	0	0	0	0	0	0	0
Asian White:	0	0	0	0	0	0	0	0
Black/African American & White:	0	0	0	0	0	0	0	0
American Indian/Alaskan Native & Black/African American:	0	0	0	0	0	0	0	0
Other multi-racial:	0	0	0	0	0	0	0	0
Asian/Pacific Islander:	0	0	0	0	0	0	0	0
Hispanic:	0	0	0	0	0	0	0	0
<b>Total:</b>	<b>1</b>	<b>0</b>	<b>0</b>	<b>0</b>	<b>1</b>	<b>0</b>	<b>0</b>	<b>0</b>

Female-headed Households:

1	0	1
---	---	---

Income Category:

	Owner	Renter	Total	Person
Extremely Low	0	0	0	0
Low Mod	1	0	1	0
Moderate	0	0	0	0
Non Low Moderate	0	0	0	0
Total	1	0	1	0
Percent Low/Mod	100.0%		100.0%	

**Annual Accomplishments**

Years	Accomplishment Narrative	# Benefiting
2019	Replace fence in yard. Revised on 9/3/21 for lead remediation, windows, gutters, doors, porch roof; 14,600.	

**PGM Year:** 2019  
**Project:** 0001 - Amherst CDBG Housing Rehabilitation  
**IDIS Activity:** 2621 - 131 Harding Road

Status: Completed 8/1/2022 4:03:27 PM Objective: Provide decent affordable housing  
 Location: 131 Harding Rd Williamsville, NY 14221-7108 Outcome: Affordability  
 Matrix Code: Rehab; Single-Unit Residential (14A) National Objective: LMH

**Activity to prevent, prepare for, and respond to Coronavirus:** No  
**Initial Funding Date:** 07/03/2020

**Description:**  
 Moderate Rehab

**Financing**

	Fund Type	Grant Year	Grant	Funded Amount	Drawn In Program Year	Drawn Thru Program Year
CDBG	PI			\$186.00	\$186.00	\$186.00
	RL			\$20,750.00	\$4,850.00	\$20,750.00
<b>Total</b>	<b>Total</b>			<b>\$20,936.00</b>	<b>\$5,036.00</b>	<b>\$20,936.00</b>

**Proposed Accomplishments**

Housing Units : 1

**Actual Accomplishments**

Number assisted:	Owner		Renter		Total		Person	
	Total	Hispanic	Total	Hispanic	Total	Hispanic	Total	Hispanic
White:	1	0	0	0	1	0	0	0
Black/African American:	0	0	0	0	0	0	0	0
Asian:	0	0	0	0	0	0	0	0
American Indian/Alaskan Native:	0	0	0	0	0	0	0	0
Native Hawaiian/Other Pacific Islander:	0	0	0	0	0	0	0	0
American Indian/Alaskan Native & White:	0	0	0	0	0	0	0	0
Asian White:	0	0	0	0	0	0	0	0
Black/African American & White:	0	0	0	0	0	0	0	0
American Indian/Alaskan Native & Black/African American:	0	0	0	0	0	0	0	0
Other multi-racial:	0	0	0	0	0	0	0	0
Asian/Pacific Islander:	0	0	0	0	0	0	0	0
Hispanic:	0	0	0	0	0	0	0	0
<b>Total:</b>	<b>1</b>	<b>0</b>	<b>0</b>	<b>0</b>	<b>1</b>	<b>0</b>	<b>0</b>	<b>0</b>

Female-headed Households:

Total	1	0	1
-------	---	---	---

*Income Catearorv:*

	Owner	Renter	Total	Person
Extremely Low	0	0	0	0
Low Mod	1	0	1	0
Moderate	0	0	0	0
Non Low Moderate	0	0	0	0
Total	1	0	1	0
Percent Low/Mod	100.0%		100.0%	

**Annual Accomplishments**

Years	Accomplishment Narrative	# Benefitting
2020	Drywall replacement, new hot water tank, gutters, driveway and porch replacements. Revised on 3/8/22 for replacement of awning; \$4,850.00.	

**PGM Year:** 2019  
**Project:** 0001 - Amherst CDBG Housing Rehabilitation  
**IDIS Activity:** 2632 - 210 McKinley Avenue

Status: Completed 5/26/2022 9:19:41 AM Objective: Provide decent affordable housing  
 Location: 210 McKinley Ave Williamsville, NY 14221-7146 Outcome: Affordability  
 Matrix Code: Rehab; Single-Unit Residential (14A) National Objective: LMH

**Activity to prevent, prepare for, and respond to Coronavirus:** No

**Initial Funding Date:** 08/13/2020

**Description:**  
 Moderate rehab

**Financing**

	Fund Type	Grant Year	Grant	Funded Amount	Drawn In Program Year	Drawn Thru Program Year
CDBG	EN	2015	B15MC360010	\$4,626.69	\$0.00	\$4,626.69
	RL			\$12,353.31	\$0.00	\$12,353.31
<b>Total</b>	<b>Total</b>			<b>\$16,980.00</b>	<b>\$0.00</b>	<b>\$16,980.00</b>

**Proposed Accomplishments**

Housing Units : 1

**Actual Accomplishments**

Number assisted:	Owner		Renter		Total		Person	
	Total	Hispanic	Total	Hispanic	Total	Hispanic	Total	Hispanic
White:	1	0	0	0	1	0	0	0
Black/African American:	0	0	0	0	0	0	0	0
Asian:	0	0	0	0	0	0	0	0
American Indian/Alaskan Native:	0	0	0	0	0	0	0	0
Native Hawaiian/Other Pacific Islander:	0	0	0	0	0	0	0	0
American Indian/Alaskan Native & White:	0	0	0	0	0	0	0	0
Asian White:	0	0	0	0	0	0	0	0
Black/African American & White:	0	0	0	0	0	0	0	0
American Indian/Alaskan Native & Black/African American:	0	0	0	0	0	0	0	0
Other multi-racial:	0	0	0	0	0	0	0	0
Asian/Pacific Islander:	0	0	0	0	0	0	0	0
Hispanic:	0	0	0	0	0	0	0	0
<b>Total:</b>	<b>1</b>	<b>0</b>	<b>0</b>	<b>0</b>	<b>1</b>	<b>0</b>	<b>0</b>	<b>0</b>

Female-headed Households:

Total	1	0	1
-------	---	---	---

*Income Catearorv:*

	Owner	Renter	Total	Person
Extremely Low	0	0	0	0
Low Mod	1	0	1	0
Moderate	0	0	0	0
Non Low Moderate	0	0	0	0
Total	1	0	1	0
Percent Low/Mod	100.0%		100.0%	

**Annual Accomplishments**

Years	Accomplishment Narrative	# Benefitting
2020	New garage roof and gutters. Revised on 4/16/21 for basement waterproofing and sump pump; \$8,420.00.	



**PGM Year:** 2020  
**Project:** 0001 - Amherst CDBG Housing Rehabilitation  
**IDIS Activity:** 2633 - CDBG Program Income

Status: Canceled 9/21/2022 1:03:48 PM Objective: Provide decent affordable housing  
 Location: 5583 Main St Williamsville, NY 14221-5488 Outcome: Affordability  
 Matrix Code: Rehab; Single-Unit Residential (14A) National Objective: LMH

**Activity to prevent, prepare for, and respond to Coronavirus:** No  
**Initial Funding Date:** 08/14/2020

**Description:**  
 Loan repayments from the housing rehab loan program to use towards CDBG activities.

**Financing**  
 No data returned for this view. This might be because the applied filter excludes all data.

**Proposed Accomplishments**  
**Actual Accomplishments**

Number assisted:	Owner		Renter		Total		Person	
	Total	Hispanic	Total	Hispanic	Total	Hispanic	Total	Hispanic
White:	0	0	0	0	0	0		0
Black/African American:	0	0	0	0	0	0	0	0
Asian:	0	0	0	0	0	0	0	0
American Indian/Alaskan Native:	0	0	0	0	0	0	0	0
Native Hawaiian/Other Pacific Islander:	0	0	0	0	0	0	0	0
American Indian/Alaskan Native & White:	0	0	0	0	0	0	0	0
Asian White:	0	0	0	0	0	0	0	0
Black/African American & White:	0	0	0	0	0	0	0	0
American Indian/Alaskan Native & Black/African American:	0	0	0	0	0	0	0	0
Other multi-racial:	0	0	0	0	0	0	0	0
Asian/Pacific Islander:	0	0	0	0	0	0	0	0
Hispanic:	0	0	0	0	0	0	0	0
<b>Total:</b>	<b>0</b>	<b>0</b>	<b>0</b>	<b>0</b>	<b>0</b>	<b>0</b>	<b>0</b>	<b>0</b>

Female-headed Households: 0 0 0

*Income Catearv:*

	Owner	Renter	Total	Person
Extremely Low	0	0	0	0
Low Mod	0	0	0	0
Moderate	0	0	0	0
Non Low Moderate	0	0	0	0
Total	0	0	0	0
Percent Low/Mod				

**PGM Year:** 2020  
**Project:** 0002 - CDBG General Program Administration (includes CV funds)  
**IDIS Activity:** 2634 - CDBG Program Administration

Status: Open Objective:  
 Location: Outcome:  
 Matrix Code: General Program Administration (21A) National Objective:

**Activity to prevent, prepare for, and respond to Coronavirus:** Yes  
**Initial Funding Date:** 08/14/2020

**Description:**  
 CDBG payroll and expenses associated with implementation of the CDBG housing rehabilitation program.

**Financing**

	Fund Type	Grant Year	Grant	Funded Amount	Drawn In Program Year	Drawn Thru Program Year
CDBG	EN	2020	B20MC360010	\$108,000.00	\$84,716.37	\$108,000.00
	PI		B20MW360010	\$20,000.00	\$17,855.72	\$18,920.00
<b>Total</b>	<b>Total</b>			<b>\$176,761.43</b>	<b>\$102,572.09</b>	<b>\$175,681.43</b>

**Proposed Accomplishments**

**Actual Accomplishments**

Number assisted:	Owner		Renter		Total		Person	
	Total	Hispanic	Total	Hispanic	Total	Hispanic	Total	Hispanic
White:					0	0		
Black/African American:					0	0		
Asian:					0	0		
American Indian/Alaskan Native:					0	0		
Native Hawaiian/Other Pacific Islander:					0	0		
American Indian/Alaskan Native & White:					0	0		
Asian White:					0	0		
Black/African American & White:					0	0		
American Indian/Alaskan Native & Black/African American:					0	0		
Other multi-racial:					0	0		
Asian/Pacific Islander:					0	0		
Hispanic:					0	0		
<b>Total:</b>	<b>0</b>	<b>0</b>	<b>0</b>	<b>0</b>	<b>0</b>	<b>0</b>	<b>0</b>	<b>0</b>
Female-headed Households:					0			

*Income Category:*

	Owner	Renter	Total	Person
Extremely Low			0	
Low Mod			0	
Moderate			0	
Non Low Moderate			0	
Total	0	0	0	0
Percent Low/Mod				

**Annual Accomplishments**

No data returned for this view. This might be because the applied filter excludes all data.

**PGM Year:** 2019  
**Project:** 0016 - Amherst Acquisition-Rehabilitation/New Construction-Resale (HOME & CDBG)  
**IDIS Activity:** 2645 - 345 Grover Cleveland Highway

Status: Open Objective: Provide decent affordable housing  
 Location: 345 Grover Cleveland Hwy Amherst, NY 14226-3239 Outcome: Affordability  
 Matrix Code: Acquisition of Real Property (01) National Objective: LMH

**Activity to prevent, prepare for, and respond to Coronavirus:** No  
**Initial Funding Date:** 10/02/2020

**Description:**  
 AcquisitionRehabResale activity to sell to an income-eligible first-time homebuyer.

**Financing**

	Fund Type	Grant Year	Grant	Funded Amount	Drawn In Program Year	Drawn Thru Program Year
CDBG	EN	2019	B19MC360010	\$30,000.00	\$0.00	\$30,000.00
<b>Total</b>	<b>Total</b>			<b>\$30,000.00</b>	<b>\$0.00</b>	<b>\$30,000.00</b>

**Proposed Accomplishments**

Housing Units : 1

**Actual Accomplishments**

Number assisted:	Owner		Renter		Total		Person	
	Total	Hispanic	Total	Hispanic	Total	Hispanic	Total	Hispanic
White:	1	0	0	0	1	0	0	0
Black/African American:	0	0	0	0	0	0	0	0
Asian:	0	0	0	0	0	0	0	0
American Indian/Alaskan Native:	0	0	0	0	0	0	0	0
Native Hawaiian/Other Pacific Islander:	0	0	0	0	0	0	0	0
American Indian/Alaskan Native & White:	0	0	0	0	0	0	0	0
Asian White:	0	0	0	0	0	0	0	0
Black/African American & White:	0	0	0	0	0	0	0	0
American Indian/Alaskan Native & Black/African American:	0	0	0	0	0	0	0	0
Other multi-racial:	0	0	0	0	0	0	0	0
Asian/Pacific Islander:	0	0	0	0	0	0	0	0
Hispanic:	0	0	0	0	0	0	0	0
<b>Total:</b>	<b>1</b>	<b>0</b>	<b>0</b>	<b>0</b>	<b>1</b>	<b>0</b>	<b>0</b>	<b>0</b>

Female-headed Households: 1

*Income Catearov:*

	Owner	Renter	Total	Person
Extremely Low	0	0	0	0
Low Mod	0	0	0	0
Moderate	1	0	1	0
Non Low Moderate	0	0	0	0
Total	1	0	1	0
Percent Low/Mod	100.0%		100.0%	

**Annual Accomplishments**

Years	Accomplishment Narrative	# Benefitting
2020	Acquisition of a home to rehab and sell to an income eligible first time homebuyer. New roof, windows, plumbing, heating, new bathrooms, new kitchen, foundation repairs and concrete work.	

**PGM Year:** 2020  
**Project:** 0007 - Belmont Housing Counseling Services (includes CV funds)  
**IDIS Activity:** 2652 - Belmont Housing Counseling

Status: Open Objective: Provide decent affordable housing  
 Location: 2393 Main St Buffalo, NY 14214-2365 Outcome: Affordability

**Activity to prevent, prepare for, and respond to Coronavirus:** Yes

**Initial Funding Date:** 11/06/2020

**Description:**

Housing counseling services provided to low-moderate income residents of the Town of Amherst. They do credit counseling, first-time home buyer classes, foreclosure counseling.

**Financing**

	Fund Type	Grant Year	Grant	Funded Amount	Drawn In Program Year	Drawn Thru Program Year
CDBG	EN	2020	B20MC360010	\$16,500.00	\$0.00	\$16,500.00
			B20MW360010	\$70,000.00	\$12,282.00	\$59,945.00
<b>Total</b>	<b>Total</b>			<b>\$86,500.00</b>	<b>\$12,282.00</b>	<b>\$76,445.00</b>

**Proposed Accomplishments**

People (General) : 100

**Actual Accomplishments**

Number assisted:

	Owner		Renter		Total		Person	
	Total	Hispanic	Total	Hispanic	Total	Hispanic	Total	Hispanic
White:	0	0	0	0	0	0	87	9
Black/African American:	0	0	0	0	0	0	78	0
Asian:	0	0	0	0	0	0	7	0
American Indian/Alaskan Native:	0	0	0	0	0	0	0	0
Native Hawaiian/Other Pacific Islander:	0	0	0	0	0	0	0	0
American Indian/Alaskan Native & White:	0	0	0	0	0	0	2	0
Asian White:	0	0	0	0	0	0	0	0
Black/African American & White:	0	0	0	0	0	0	3	0
American Indian/Alaskan Native & Black/African American:	0	0	0	0	0	0	0	0
Other multi-racial:	0	0	0	0	0	0	8	0
Asian/Pacific Islander:	0	0	0	0	0	0	0	0
Hispanic:	0	0	0	0	0	0	0	0
<b>Total:</b>	<b>0</b>	<b>0</b>	<b>0</b>	<b>0</b>	<b>0</b>	<b>0</b>	<b>185</b>	<b>8</b>

Income Catearorv:

	Owner	Renter	Total	Person
Extremely Low	0	0	0	57
Low Mod	0	0	0	43
Moderate	0	0	0	59
Non Low Moderate	0	0	0	26
Total	0	0	0	185
Percent Low/Mod				86.0%

**Annual Accomplishments**

Years	Accomplishment Narrative	# Benefitting
2020	From 4/1/20-6/30/20 clients served were 38 & from 7/1/20-9/30/20 there were 21 clients served one on one. They also reached out to 48 households that are behind on their mortgage due to COVID-19. From 10/1/20-12/31/20; 18 clients were counseled one on one. From 1/1/21-3/31/21 there were 24 clients counseled one-on one and from 4/1/2020-3/31/2021, there were 10 (ten) 6 hour workshops that served 218 clients.	
2021	In April 2021, 3 clients applied for mortgage assistance, 2 were qualified. There have also been 16 clients qualified from March 2021-May 2021 for the Emergency Rental Assistance program, the administration of it being done by Belmont. From 1/1/22-3/31/22, there were 36 clients served and 3 clients for mortgage default also.	
2022	From 6/1/22-9/30/22, 6 clients rec'd (ERA) Emergency Rental Assistance through the Town. From 7/1/22-9/30/22, 2 clients were assisted with trying to qualify for Mortgage Assistance. From 10/1/22-12/31/22 2 clients were served in the emergency rental assistance program. From 10/1/22-12/31/22, 1 client was served in the mortgage assistance program. From 1/1/23-3/31/23, 2 clients were assisted in the Mortgage Assistance Program. From 1/1/23-3/31/23, 13 clients were assisted for the Emergency Rental Assistance Program.	

**PGM Year:** 2020  
**Project:** 0039 - Public Infrastructure in LMI Areas (includes COVID)  
**IDIS Activity:** 2653 - Senior Center Equipment  
 Status: Completed 3/28/2023 1:04:57 PM      Objective: Create suitable living environments  
 Location: 350 John James Audubon Pkwy Amherst, NY 14228-1142      Outcome: Sustainability  
    Matrix Code: Senior Centers (03A)      National Objective: LMC

**Activity to prevent, prepare for, and respond to Coronavirus:** Yes  
**Initial Funding Date:** 11/06/2020

**Description:**  
 Installation of a walk-in freezer, electrical work and tech equipment at the Senior Center to respond to the pandemic.

**Financing**

	Fund Type	Grant Year	Grant	Funded Amount	Drawn In Program Year	Drawn Thru Program Year
CDBG	EN	2020	B20MW360010	\$72,543.68	\$0.00	\$72,543.68
<b>Total</b>	<b>Total</b>			<b>\$72,543.68</b>	<b>\$0.00</b>	<b>\$72,543.68</b>

**Proposed Accomplishments**

Public Facilities : 10,000

**Actual Accomplishments**

<i>Number assisted:</i>	<b>Owner</b>		<b>Renter</b>		<b>Total</b>		<b>Person</b>	
	Total	Hispanic	Total	Hispanic	Total	Hispanic	Total	Hispanic
White:	0	0	0	0	0	0	2,067	0
Black/African American:	0	0	0	0	0	0	4	0
Asian:	0	0	0	0	0	0	5	0
American Indian/Alaskan Native:	0	0	0	0	0	0	1	0
Native Hawaiian/Other Pacific Islander:	0	0	0	0	0	0	0	0
American Indian/Alaskan Native & White:	0	0	0	0	0	0	0	0
Asian White:	0	0	0	0	0	0	0	0
Black/African American & White:	0	0	0	0	0	0	0	0
American Indian/Alaskan Native & Black/African American:	0	0	0	0	0	0	0	0
Other multi-racial:	0	0	0	0	0	0	71	0
Asian/Pacific Islander:	0	0	0	0	0	0	0	0
Hispanic:	0	0	0	0	0	0	0	0
<b>Total:</b>	<b>0</b>	<b>0</b>	<b>0</b>	<b>0</b>	<b>0</b>	<b>0</b>	<b>2,148</b>	<b>0</b>

Female-headed Households: 0 0 0

*Income Catearorv:*

	<b>Owner</b>	<b>Renter</b>	<b>Total</b>	<b>Person</b>
Extremely Low	0	0	0	0
Low Mod	0	0	0	2,148
Moderate	0	0	0	0
Non Low Moderate	0	0	0	0
Total	0	0	0	2,148
Percent Low/Mod				100.0%

**Annual Accomplishments**

<b>Years</b>	<b>Accomplishment Narrative</b>	<b># Benefitting</b>
2020	Installation of tech equipment at the senior center to prevent the spread of covid. Installation of a freezer, concrete pad and electrical upgrades to accommodate the increase in Meals on Wheels during the pandemic.	

**PGM Year:** 2017  
**Project:** 0001 - Amherst CDBG Housing Rehabilitation  
**IDIS Activity:** 2656 - 101 Oakwood Drive

Status: Completed 12/15/2022 9:41:16 AM Objective: Provide decent affordable housing  
 Location: 101 Oakwood Dr Williamsville, NY 14221-7013 Outcome: Affordability  
 Matrix Code: Rehab; Single-Unit Residential (14A) National Objective: LMH

**Activity to prevent, prepare for, and respond to Coronavirus:** No  
**Initial Funding Date:** 11/16/2020

**Description:**  
 Moderate rehab

**Financing**

	Fund Type	Grant Year	Grant	Funded Amount	Drawn In Program Year	Drawn Thru Program Year
CDBG	EN	2016	B16MC360010	\$2,589.62	\$0.00	\$2,589.62
		2017	B17MC360010	\$20,135.20	\$0.00	\$20,135.20
		2019	B19MC360010	\$4,434.16	\$4,434.16	\$4,434.16
	PI			\$15,717.50	\$15,717.50	\$15,717.50
	RL			\$8,900.18	\$0.00	\$8,900.18
<b>Total</b>	<b>Total</b>			<b>\$51,776.66</b>	<b>\$20,151.66</b>	<b>\$51,776.66</b>

**Proposed Accomplishments**  
 Housing Units : 1

**Actual Accomplishments**

Number assisted:	Owner		Renter		Total		Person	
	Total	Hispanic	Total	Hispanic	Total	Hispanic	Total	Hispanic
White:	1	0	0	0	1	0	0	0
Black/African American:	0	0	0	0	0	0	0	0
Asian:	0	0	0	0	0	0	0	0
American Indian/Alaskan Native:	0	0	0	0	0	0	0	0
Native Hawaiian/Other Pacific Islander:	0	0	0	0	0	0	0	0
American Indian/Alaskan Native & White:	0	0	0	0	0	0	0	0
Asian White:	0	0	0	0	0	0	0	0
Black/African American & White:	0	0	0	0	0	0	0	0
American Indian/Alaskan Native & Black/African American:	0	0	0	0	0	0	0	0
Other multi-racial:	0	0	0	0	0	0	0	0
Asian/Pacific Islander:	0	0	0	0	0	0	0	0
Hispanic:	0	0	0	0	0	0	0	0
<b>Total:</b>	<b>1</b>	<b>0</b>	<b>0</b>	<b>0</b>	<b>1</b>	<b>0</b>	<b>0</b>	<b>0</b>
Female-headed Households:	1		0		1			

**Income Catearv:**

	Owner	Renter	Total	Person
Extremely Low	0	0	0	0
Low Mod	0	0	0	0
Moderate	1	0	1	0
Non Low Moderate	0	0	0	0
Total	1	0	1	0
Percent Low/Mod	100.0%		100.0%	

**Annual Accomplishments**

Years	Accomplishment Narrative	# Benefitting
2020	New roof and gutters. Revised for ceiling and faucet replacement, lighting installation, lead-remediation, windows and doors replacement; \$47,342.50 total. Revised for replacement of damaged ceilings; \$4,434.16.	

**PGM Year:** 2016  
**Project:** 0001 - Amherst CDBG Housing Rehabilitation (single family)  
**IDIS Activity:** 2657 - 61 Caesar Boulevard

Status: Completed 9/7/2022 10:40:47 AM Objective: Provide decent affordable housing  
 Location: 61 Caesar Blvd Williamsville, NY 14221-5901 Outcome: Affordability  
 Matrix Code: Rehab: Single-Unit Residential (14A) National Objective: LMH

**Activity to prevent, prepare for, and respond to Coronavirus:** No  
**Initial Funding Date:** 11/16/2020

**Description:**  
 Moderate rehab

**Financing**

	Fund Type	Grant Year	Grant	Funded Amount	Drawn In Program Year	Drawn Thru Program Year
CDBG	EN	2015	B15MC360010	\$3,490.82	\$0.00	\$3,490.82
		2016	B16MC360010	\$18,729.18	\$0.00	\$18,729.18
		2019	B19MC360010	\$5,000.00	\$5,000.00	\$5,000.00
	PI			\$5,125.00	\$5,125.00	\$5,125.00
<b>Total</b>	<b>Total</b>			<b>\$32,345.00</b>	<b>\$10,125.00</b>	<b>\$32,345.00</b>

**Proposed Accomplishments**

Housing Units : 1

**Actual Accomplishments**

Number assisted:	Owner		Renter		Total		Person	
	Total	Hispanic	Total	Hispanic	Total	Hispanic	Total	Hispanic
White:	1	0	0	0	1	0	0	0
Black/African American:	0	0	0	0	0	0	0	0
Asian:	0	0	0	0	0	0	0	0
American Indian/Alaskan Native:	0	0	0	0	0	0	0	0
Native Hawaiian/Other Pacific Islander:	0	0	0	0	0	0	0	0
American Indian/Alaskan Native & White:	0	0	0	0	0	0	0	0
Asian White:	0	0	0	0	0	0	0	0
Black/African American & White:	0	0	0	0	0	0	0	0
American Indian/Alaskan Native & Black/African American:	0	0	0	0	0	0	0	0
Other multi-racial:	0	0	0	0	0	0	0	0
Asian/Pacific Islander:	0	0	0	0	0	0	0	0
Hispanic:	0	0	0	0	0	0	0	0
<b>Total:</b>	<b>1</b>	<b>0</b>	<b>0</b>	<b>0</b>	<b>1</b>	<b>0</b>	<b>0</b>	<b>0</b>

Female-headed Households: 1

**Income Category:**

	Owner	Renter	Total	Person
Extremely Low	0	0	0	0
Low Mod	1	0	1	0
Moderate	0	0	0	0
Non Low Moderate	0	0	0	0
Total	1	0	1	0
Percent Low/Mod	100.0%		100.0%	

**Annual Accomplishments**

Years	Accomplishment Narrative	# Benefiting
2020	Roof and gutter replacement. Re-opened and revised on 8/2/22 for new driveway and sidewalk; 10,125.00.	

**PGM Year:** 2019  
**Project:** 0001 - Amherst CDBG Housing Rehabilitation  
**IDIS Activity:** 2667 - 63 Garden Parkway

Status: Completed 9/27/2022 10:41:20 AM Objective: Provide decent affordable housing  
 Location: 63 Garden Pkwy Williamsville, NY 14221-6610 Outcome: Affordability  
 Matrix Code: Rehab; Single-Unit Residential (14A) National Objective: LMH

**Activity to prevent, prepare for, and respond to Coronavirus:** No  
**Initial Funding Date:** 12/22/2020

**Description:**  
 Moderate rehab

**Financing**

	Fund Type	Grant Year	Grant	Funded Amount	Drawn In Program Year	Drawn Thru Program Year
CDBG	EN	2019	B19MC360010	\$4,307.63	\$4,307.63	\$4,307.63
		2020	B20MC360010	\$14,070.41	\$14,070.41	\$14,070.41
	PI			\$2,309.60	\$2,309.60	\$2,309.60
	RL			\$21,375.56	\$9,489.25	\$21,375.56
<b>Total</b>	<b>Total</b>			<b>\$42,063.20</b>	<b>\$30,176.89</b>	<b>\$42,063.20</b>

**Proposed Accomplishments**

Housing Units : 1

**Actual Accomplishments**

Number assisted:	Owner		Renter		Total		Person	
	Total	Hispanic	Total	Hispanic	Total	Hispanic	Total	Hispanic
White:	1	0	0	0	1	0	0	0
Black/African American:	0	0	0	0	0	0	0	0
Asian:	0	0	0	0	0	0	0	0
American Indian/Alaskan Native:	0	0	0	0	0	0	0	0
Native Hawaiian/Other Pacific Islander:	0	0	0	0	0	0	0	0
American Indian/Alaskan Native & White:	0	0	0	0	0	0	0	0
Asian White:	0	0	0	0	0	0	0	0
Black/African American & White:	0	0	0	0	0	0	0	0
American Indian/Alaskan Native & Black/African American:	0	0	0	0	0	0	0	0
Other multi-racial:	0	0	0	0	0	0	0	0
Asian/Pacific Islander:	0	0	0	0	0	0	0	0
Hispanic:	0	0	0	0	0	0	0	0
<b>Total:</b>	<b>1</b>	<b>0</b>	<b>0</b>	<b>0</b>	<b>1</b>	<b>0</b>	<b>0</b>	<b>0</b>
Female-headed Households:	0		0		0			

*Income Catearorv:*

	Owner	Renter	Total	Person
Extremely Low	0	0	0	0
Low Mod	1	0	1	0
Moderate	0	0	0	0
Non Low Moderate	0	0	0	0
Total	1	0	1	0
Percent Low/Mod	100.0%		100.0%	

**Annual Accomplishments**

Years	Accomplishment Narrative	# Benefitting
2020	New roof and wall repairs from leaking roof. State funds of \$2,525.00 also. Bathroom repairs and electrical work in bathroom; \$10,509.41. Total state funds of \$16,261.38. Revised for lighting and bedroom drywall repairs; \$6,567.23.	



**PGM Year:** 2018  
**Project:** 0031 - Amherst Emergency Tenant Based Rental Program  
**IDIS Activity:** 2685 - TBRA-2661 Sweet Home Road

Status: Completed 3/6/2023 11:44:57 AM Objective: Provide decent affordable housing  
 Location: 2661 Sweet Home Rd Amherst, NY 14228-2130 Outcome: Affordability  
 Matrix Code: Rental Housing Subsidies (05S) National Objective: LMH

**Activity to prevent, prepare for, and respond to Coronavirus:** Yes  
**Initial Funding Date:** 02/05/2021

**Description:**  
 Emergency rental assistance for up to 3 months.

**Financing**

	Fund Type	Grant Year	Grant	Funded Amount	Drawn In Program Year	Drawn Thru Program Year
CDBG	EN	2020	B20MW360010	\$3,000.00	\$3,000.00	\$3,000.00
<b>Total</b>	<b>Total</b>			<b>\$3,000.00</b>	<b>\$3,000.00</b>	<b>\$3,000.00</b>

**Proposed Accomplishments**

Households (General) : 1

**Actual Accomplishments**

Number assisted:	Owner		Renter		Total		Person	
	Total	Hispanic	Total	Hispanic	Total	Hispanic	Total	Hispanic
White:	0	0	0	0	0	0	0	0
Black/African American:	0	0	1	0	1	0	0	0
Asian:	0	0	0	0	0	0	0	0
American Indian/Alaskan Native:	0	0	0	0	0	0	0	0
Native Hawaiian/Other Pacific Islander:	0	0	0	0	0	0	0	0
American Indian/Alaskan Native & White:	0	0	0	0	0	0	0	0
Asian White:	0	0	0	0	0	0	0	0
Black/African American & White:	0	0	0	0	0	0	0	0
American Indian/Alaskan Native & Black/African American:	0	0	0	0	0	0	0	0
Other multi-racial:	0	0	0	0	0	0	0	0
Asian/Pacific Islander:	0	0	0	0	0	0	0	0
Hispanic:	0	0	0	0	0	0	0	0
<b>Total:</b>	<b>0</b>	<b>0</b>	<b>1</b>	<b>0</b>	<b>1</b>	<b>0</b>	<b>0</b>	<b>0</b>

Female-headed Households: 0 0 1

**Income Category:**

	Owner	Renter	Total	Person
Extremely Low	0	0	0	0
Low Mod	0	1	1	0
Moderate	0	0	0	0
Non Low Moderate	0	0	0	0
Total	0	1	1	0
Percent Low/Mod		100.0%	100.0%	

**Annual Accomplishments**

Years	Accomplishment Narrative	# Benefitting
2022	Emergency rental assistance for 2.5 months due to COVID-19.	

**PGM Year:** 2020  
**Project:** 0001 - Amherst CDBG Housing Rehabilitation  
**IDIS Activity:** 2686 - 12 Stanton Street

Status: Open Objective: Provide decent affordable housing  
 Location: 12 Stanton St Williamsville, NY 14221-5126 Outcome: Affordability  
 Matrix Code: Rehab; Single-Unit Residential (14A) National Objective: LMH

**Activity to prevent, prepare for, and respond to Coronavirus:** No  
**Initial Funding Date:** 02/05/2021

**Description:**  
 Moderate rehab

**Financing**

	Fund Type	Grant Year	Grant	Funded Amount	Drawn In Program Year	Drawn Thru Program Year
CDBG	PI			\$22,089.00	\$21,827.20	\$21,827.20
	RL			\$4,640.00	\$0.00	\$4,640.00
<b>Total</b>	<b>Total</b>			<b>\$26,729.00</b>	<b>\$21,827.20</b>	<b>\$26,467.20</b>

**Proposed Accomplishments**

Housing Units : 1

**Actual Accomplishments**

Number assisted:	Owner		Renter		Total		Person	
	Total	Hispanic	Total	Hispanic	Total	Hispanic	Total	Hispanic
White:	1	0	0	0	1	0	0	0
Black/African American:	0	0	0	0	0	0	0	0
Asian:	0	0	0	0	0	0	0	0
American Indian/Alaskan Native:	0	0	0	0	0	0	0	0
Native Hawaiian/Other Pacific Islander:	0	0	0	0	0	0	0	0
American Indian/Alaskan Native & White:	0	0	0	0	0	0	0	0
Asian White:	0	0	0	0	0	0	0	0
Black/African American & White:	0	0	0	0	0	0	0	0
American Indian/Alaskan Native & Black/African American:	0	0	0	0	0	0	0	0
Other multi-racial:	0	0	0	0	0	0	0	0
Asian/Pacific Islander:	0	0	0	0	0	0	0	0
Hispanic:	0	0	0	0	0	0	0	0
<b>Total:</b>	<b>1</b>	<b>0</b>	<b>0</b>	<b>0</b>	<b>1</b>	<b>0</b>	<b>0</b>	<b>0</b>

Female-headed Households: 1 0 1

*Income Catearorv:*

	Owner	Renter	Total	Person
Extremely Low	0	0	0	0
Low Mod	1	0	1	0
Moderate	0	0	0	0
Non Low Moderate	0	0	0	0
Total	1	0	1	0
Percent Low/Mod	100.0%		100.0%	

**Annual Accomplishments**

Years	Accomplishment Narrative	# Benefitting
2020	New roof and gutters, state funds of \$6960.00 too. Reopened and revised for window replacement and lead remediation; \$20,780.00.	

<b>PGM Year:</b>	2019		
<b>Project:</b>	0001 - Amherst CDBG Housing Rehabilitation		
<b>IDIS Activity:</b>	2687 - CDBG Housing Rehabilitation		
<b>Status:</b>	Completed 4/27/2023 10:43:17 AM	<b>Objective:</b>	Provide decent affordable housing
<b>Location:</b>	92 Franklin St Buffalo, NY 14202-3902	<b>Outcome:</b>	Affordability
		<b>Matrix Code:</b>	Rehab; Single-Unit Residential (14A) <b>National Objective:</b> LMH

**Activity to prevent, prepare for, and respond to Coronavirus:** No  
**Initial Funding Date:** 02/08/2021

**Description:**

Housing rehabilitation work completed for single-family households who income qualify. Each activity (household) is setup and funded separately. It is a 0% deferred loan up to \$20,000 per activity. This account is used to pay for the filing of the liens that are recorded for the loan amount provided.

**Financing**

	Fund Type	Grant Year	Grant	Funded Amount	Drawn In Program Year	Drawn Thru Program Year
CDBG	EN	2019	B19MC360010	\$3,438.44	\$1,445.00	\$3,438.44
<b>Total</b>	<b>Total</b>			<b>\$3,438.44</b>	<b>\$1,445.00</b>	<b>\$3,438.44</b>

**Proposed Accomplishments**

**Actual Accomplishments**

<i>Number assisted:</i>	<b>Owner</b>		<b>Renter</b>		<b>Total</b>		<b>Person</b>	
	Total	Hispanic	Total	Hispanic	Total	Hispanic	Total	Hispanic
White:	0	0	0	0	0	0	0	0
Black/African American:	0	0	0	0	0	0	0	0
Asian:	0	0	0	0	0	0	0	0
American Indian/Alaskan Native:	0	0	0	0	0	0	0	0
Native Hawaiian/Other Pacific Islander:	0	0	0	0	0	0	0	0
American Indian/Alaskan Native & White:	0	0	0	0	0	0	0	0
Asian White:	0	0	0	0	0	0	0	0
Black/African American & White:	0	0	0	0	0	0	0	0
American Indian/Alaskan Native & Black/African American:	0	0	0	0	0	0	0	0
Other multi-racial:	0	0	0	0	0	0	0	0
Asian/Pacific Islander:	0	0	0	0	0	0	0	0
Hispanic:	0	0	0	0	0	0	0	0
<b>Total:</b>	<b>0</b>	<b>0</b>	<b>0</b>	<b>0</b>	<b>0</b>	<b>0</b>	<b>0</b>	<b>0</b>

Female-headed Households: 0      0      0

*Income Category:*

	<b>Owner</b>	<b>Renter</b>	<b>Total</b>	<b>Person</b>
Extremely Low	0	0	0	0
Low Mod	0	0	0	0
Moderate	0	0	0	0
Non Low Moderate	0	0	0	0
Total	0	0	0	0
Percent Low/Mod				

No data returned for this view. This might be because the applied filter excludes all data.

**PGM Year:** 2020  
**Project:** 0014 - Community Policing Engagement Events  
**IDIS Activity:** 2688 - Community Policing  
 Status: Completed 1/25/2023 1:24:17 PM      Objective: Create suitable living environments  
 Location: 500 John James Audubon Pkwy Amherst, NY 14228-1131      Outcome: Sustainability  
    Matrix Code: Crime Awareness (05I)      National Objective: LMA

**Activity to prevent, prepare for, and respond to Coronavirus:** No  
**Initial Funding Date:** 02/08/2021

**Description:**  
 Public engagement with youth and seniors in target areas of the Town to promote good relations with the Police Department.

**Financing**

	Fund Type	Grant Year	Grant	Funded Amount	Drawn In Program Year	Drawn Thru Program Year
CDBG	EN	2020	B20MC360010	\$8,000.00	\$958.69	\$8,000.00
<b>Total</b>	<b>Total</b>			<b>\$8,000.00</b>	<b>\$958.69</b>	<b>\$8,000.00</b>

**Proposed Accomplishments**

People (General) : 1,409  
 Total Population in Service Area: 2,690  
 Census Tract Percent Low / Mod: 54.83

**Annual Accomplishments**

Years	Accomplishment Narrative	# Benefitting
2020	10/31/20; Amherst POP UP event, 11/4/20; Coffee with a Cop, 11/18/20; Amherst POP Up Event, 12/4/20; Holiday Happening at the Senior Ctr., 12/20/20; Shop with a cop. 2/11/2021; Soup drive for 100 seniors in the town. 4/7/21 & 6/2/21 coffee with a cop (Senior Center), 6/17/21; Juneteenth, Senior Center & 9/8/21 coffee with a cop, senior center. 1/10/22 paid for brochures for senior scams, 2/14/22-fraud presentation at the senior center, 3/22/22 coffee with a cop at the senior center.	

**PGM Year:** 2015  
**Project:** 0005 - Amherst CDBG Housing Rehabilitation (single family)  
**IDIS Activity:** 2695 - 50 West Royal Parkway

Status: Completed 12/19/2022 11:28:12 AM Objective: Provide decent affordable housing  
 Location: 50 Royal Pkwy W Williamsville, NY 14221-6419 Outcome: Affordability  
 Matrix Code: Rehab; Single-Unit Residential (14A) National Objective: LMH

**Activity to prevent, prepare for, and respond to Coronavirus:** No  
**Initial Funding Date:** 02/23/2021

**Description:**  
 Moderate rehab

**Financing**

	Fund Type	Grant Year	Grant	Funded Amount	Drawn In Program Year	Drawn Thru Program Year
CDBG	EN	2015	B15MC360010	\$6,480.00	\$0.00	\$6,480.00
	RL			\$3,491.19	\$757.49	\$3,491.19
<b>Total</b>	<b>Total</b>			<b>\$9,971.19</b>	<b>\$757.49</b>	<b>\$9,971.19</b>

**Proposed Accomplishments**

Housing Units : 1

**Actual Accomplishments**

Number assisted:	Owner		Renter		Total		Person	
	Total	Hispanic	Total	Hispanic	Total	Hispanic	Total	Hispanic
White:	1	0	0	0	1	0	0	0
Black/African American:	0	0	0	0	0	0	0	0
Asian:	0	0	0	0	0	0	0	0
American Indian/Alaskan Native:	0	0	0	0	0	0	0	0
Native Hawaiian/Other Pacific Islander:	0	0	0	0	0	0	0	0
American Indian/Alaskan Native & White:	0	0	0	0	0	0	0	0
Asian White:	0	0	0	0	0	0	0	0
Black/African American & White:	0	0	0	0	0	0	0	0
American Indian/Alaskan Native & Black/African American:	0	0	0	0	0	0	0	0
Other multi-racial:	0	0	0	0	0	0	0	0
Asian/Pacific Islander:	0	0	0	0	0	0	0	0
Hispanic:	0	0	0	0	0	0	0	0
<b>Total:</b>	<b>1</b>	<b>0</b>	<b>0</b>	<b>0</b>	<b>1</b>	<b>0</b>	<b>0</b>	<b>0</b>

Female-headed Households: 0 0 0

*Income Catearorv:*

	Owner	Renter	Total	Person
Extremely Low	0	0	0	0
Low Mod	0	0	0	0
Moderate	1	0	1	0
Non Low Moderate	0	0	0	0
Total	1	0	1	0
Percent Low/Mod	100.0%		100.0%	

**Annual Accomplishments**

Years	Accomplishment Narrative	# Benefitting
2020	Remove trees, replace windows, stabilize lead paint, replace garage service door and garage door, heating on first floor. State funds of \$14,482.00.	

**PGM Year:** 2020  
**Project:** 0001 - Amherst CDBG Housing Rehabilitation  
**IDIS Activity:** 2708 - 514 Sweet Home Road

Status: Completed 8/31/2022 12:54:07 PM Objective: Provide decent affordable housing  
 Location: 514 Sweet Home Rd Amherst, NY 14226-2220 Outcome: Affordability  
 Matrix Code: Rehab; Single-Unit Residential (14A) National Objective: LMH

**Activity to prevent, prepare for, and respond to Coronavirus:** No  
**Initial Funding Date:** 03/19/2021

**Description:**  
 Moderate rehab

**Financing**

	Fund Type	Grant Year	Grant	Funded Amount	Drawn In Program Year	Drawn Thru Program Year
CDBG	RL			\$6,008.00	\$0.00	\$6,008.00
<b>Total</b>	<b>Total</b>			<b>\$6,008.00</b>	<b>\$0.00</b>	<b>\$6,008.00</b>

**Proposed Accomplishments**

Housing Units : 1

**Actual Accomplishments**

Number assisted:	Owner		Renter		Total		Person	
	Total	Hispanic	Total	Hispanic	Total	Hispanic	Total	Hispanic
White:	1	0	0	0	1	0	0	0
Black/African American:	0	0	0	0	0	0	0	0
Asian:	0	0	0	0	0	0	0	0
American Indian/Alaskan Native:	0	0	0	0	0	0	0	0
Native Hawaiian/Other Pacific Islander:	0	0	0	0	0	0	0	0
American Indian/Alaskan Native & White:	0	0	0	0	0	0	0	0
Asian White:	0	0	0	0	0	0	0	0
Black/African American & White:	0	0	0	0	0	0	0	0
American Indian/Alaskan Native & Black/African American:	0	0	0	0	0	0	0	0
Other multi-racial:	0	0	0	0	0	0	0	0
Asian/Pacific Islander:	0	0	0	0	0	0	0	0
Hispanic:	0	0	0	0	0	0	0	0
<b>Total:</b>	<b>1</b>	<b>0</b>	<b>0</b>	<b>0</b>	<b>1</b>	<b>0</b>	<b>0</b>	<b>0</b>

Female-headed Households: 1 0 1

**Income Category:**

	Owner	Renter	Total	Person
Extremely Low	0	0	0	0
Low Mod	0	0	0	0
Moderate	1	0	1	0
Non Low Moderate	0	0	0	0
Total	1	0	1	0
Percent Low/Mod	100.0%		100.0%	

**Annual Accomplishments**

Years	Accomplishment Narrative	# Benefitting
2020	New furnace, air conditioner, hot water tank. State funding of \$4,880.00, total amount is \$8,134.39. Revised 11/17/21 for glass block windows, lead remediation, siding repair; \$2,640.00. State funding total revised to \$8,726.00.	

**PGM Year:** 2020  
**Project:** 0003 - CDBG Office Expenses (includes CV funding)  
**IDIS Activity:** 2729 - CDBG Office Expenses

Status: Open Objective:  
 Location: , Outcome:  
 Matrix Code: General Program Administration (21A) National Objective:

**Activity to prevent, prepare for, and respond to Coronavirus:** Yes

**Initial Funding Date:** 06/02/2021

**Description:**  
 Office supplies, mailing, cell phone for Inspector, copying costs.

**Financing**

	Fund Type	Grant Year	Grant	Funded Amount	Drawn In Program Year	Drawn Thru Program Year
CDBG	EN	2020	B20MC360010	\$1,200.00	\$324.62	\$1,200.00
			B20MW360010	\$3,000.00	\$694.47	\$900.81
<b>Total</b>	<b>Total</b>			<b>\$4,200.00</b>	<b>\$1,019.09</b>	<b>\$2,100.81</b>

**Proposed Accomplishments**

**Actual Accomplishments**

<i>Number assisted:</i>	<b>Owner</b>		<b>Renter</b>		<b>Total</b>		<b>Person</b>	
	Total	Hispanic	Total	Hispanic	Total	Hispanic	Total	Hispanic
White:					0	0		
Black/African American:					0	0		
Asian:					0	0		
American Indian/Alaskan Native:					0	0		
Native Hawaiian/Other Pacific Islander:					0	0		
American Indian/Alaskan Native & White:					0	0		
Asian White:					0	0		
Black/African American & White:					0	0		
American Indian/Alaskan Native & Black/African American:					0	0		
Other multi-racial:					0	0		
Asian/Pacific Islander:					0	0		
Hispanic:					0	0		
<b>Total:</b>	<b>0</b>	<b>0</b>	<b>0</b>	<b>0</b>	<b>0</b>	<b>0</b>	<b>0</b>	<b>0</b>

Female-headed Households: 0

*Income Catearorv:*

	<b>Owner</b>	<b>Renter</b>	<b>Total</b>	<b>Person</b>
Extremely Low			0	
Low Mod			0	
Moderate			0	
Non Low Moderate			0	
<b>Total</b>	<b>0</b>	<b>0</b>	<b>0</b>	<b>0</b>
Percent Low/Mod				

**Annual Accomplishments**

No data returned for this view. This might be because the applied filter excludes all data.

**PGM Year:** 2020  
**Project:** 0001 - Amherst CDBG Housing Rehabilitation  
**IDIS Activity:** 2732 - 54 Pin Oak Drive

Status: Completed 10/20/2022 11:07:16 AM Objective: Provide decent affordable housing  
 Location: 54 Pin Oak Dr Williamsville, NY 14221-1640 Outcome: Affordability  
 Matrix Code: Rehab; Single-Unit Residential (14A) National Objective: LMH

**Activity to prevent, prepare for, and respond to Coronavirus:** No

**Initial Funding Date:** 06/14/2021

**Description:**  
 Moderate rehab

**Financing**

	Fund Type	Grant Year	Grant	Funded Amount	Drawn In Program Year	Drawn Thru Program Year
CDBG	RL			\$14,895.00	\$0.00	\$14,895.00
<b>Total</b>	<b>Total</b>			<b>\$14,895.00</b>	<b>\$0.00</b>	<b>\$14,895.00</b>

**Proposed Accomplishments**

Housing Units : 1

**Actual Accomplishments**

Number assisted:	Owner		Renter		Total		Person	
	Total	Hispanic	Total	Hispanic	Total	Hispanic	Total	Hispanic
White:	1	0	0	0	1	0	0	0
Black/African American:	0	0	0	0	0	0	0	0
Asian:	0	0	0	0	0	0	0	0
American Indian/Alaskan Native:	0	0	0	0	0	0	0	0
Native Hawaiian/Other Pacific Islander:	0	0	0	0	0	0	0	0
American Indian/Alaskan Native & White:	0	0	0	0	0	0	0	0
Asian White:	0	0	0	0	0	0	0	0
Black/African American & White:	0	0	0	0	0	0	0	0
American Indian/Alaskan Native & Black/African American:	0	0	0	0	0	0	0	0
Other multi-racial:	0	0	0	0	0	0	0	0
Asian/Pacific Islander:	0	0	0	0	0	0	0	0
Hispanic:	0	0	0	0	0	0	0	0
<b>Total:</b>	<b>1</b>	<b>0</b>	<b>0</b>	<b>0</b>	<b>1</b>	<b>0</b>	<b>0</b>	<b>0</b>

Female-headed Households: 1 0 1

*Income Category:*

	Owner	Renter	Total	Person
Extremely Low	0	0	0	0
Low Mod	0	0	0	0
Moderate	1	0	1	0
Non Low Moderate	0	0	0	0
Total	1	0	1	0
Percent Low/Mod	100.0%		100.0%	

**Annual Accomplishments**

Years	Accomplishment Narrative	# Benefitting
2021	New roof and gutter replacement. Revised for new driveway and sidewalk; \$5,900.00.	



**PGM Year:** 2020  
**Project:** 0001 - Amherst CDBG Housing Rehabilitation  
**IDIS Activity:** 2735 - 425 Alberta Drive

Status: Completed 2/24/2023 2:22:26 PM Objective: Provide decent affordable housing  
 Location: 425 Alberta Dr Amherst, NY 14226-1302 Outcome: Affordability  
 Matrix Code: Rehab; Single-Unit Residential (14A) National Objective: LMH

**Activity to prevent, prepare for, and respond to Coronavirus:** No  
**Initial Funding Date:** 07/15/2021

**Description:**  
 Moderate rehab

**Financing**

	Fund Type	Grant Year	Grant	Funded Amount	Drawn In Program Year	Drawn Thru Program Year
CDBG	EN	2019	B19MC360010	\$7,034.93	\$7,034.93	\$7,034.93
	RL			\$4,258.80	\$634.42	\$4,258.80
<b>Total</b>	<b>Total</b>			<b>\$11,293.73</b>	<b>\$7,669.35</b>	<b>\$11,293.73</b>

**Proposed Accomplishments**

Housing Units : 1

**Actual Accomplishments**

Number assisted:	Owner		Renter		Total		Person	
	Total	Hispanic	Total	Hispanic	Total	Hispanic	Total	Hispanic
White:	1	0	0	0	1	0	0	0
Black/African American:	0	0	0	0	0	0	0	0
Asian:	0	0	0	0	0	0	0	0
American Indian/Alaskan Native:	0	0	0	0	0	0	0	0
Native Hawaiian/Other Pacific Islander:	0	0	0	0	0	0	0	0
American Indian/Alaskan Native & White:	0	0	0	0	0	0	0	0
Asian White:	0	0	0	0	0	0	0	0
Black/African American & White:	0	0	0	0	0	0	0	0
American Indian/Alaskan Native & Black/African American:	0	0	0	0	0	0	0	0
Other multi-racial:	0	0	0	0	0	0	0	0
Asian/Pacific Islander:	0	0	0	0	0	0	0	0
Hispanic:	0	0	0	0	0	0	0	0
<b>Total:</b>	<b>1</b>	<b>0</b>	<b>0</b>	<b>0</b>	<b>1</b>	<b>0</b>	<b>0</b>	<b>0</b>
Female-headed Households:	0		0		0			

*Income Catearv:*

	Owner	Renter	Total	Person
Extremely Low	0	0	0	0
Low Mod	0	0	0	0
Moderate	1	0	1	0
Non Low Moderate	0	0	0	0
Total	1	0	1	0
Percent Low/Mod	100.0%		100.0%	

**Annual Accomplishments**

Years	Accomplishment Narrative	# Benefitting
2021	Replacement of hot water tank. Replace garage door. Revised on 7/8/22 for glass block windows, painting of house, furnace repair.	

**PGM Year:** 2018  
**Project:** 0001 - Amherst CDBG Housing Rehabilitation  
**IDIS Activity:** 2736 - 216 Highland Drive

Status: Completed 9/7/2022 10:38:05 AM Objective: Provide decent affordable housing  
 Location: 216 Highland Dr Highland Drive Williamsville, NY 14221-6855 Outcome: Affordability  
 Matrix Code: Rehab; Single-Unit Residential (14A) National Objective: LMH

**Activity to prevent, prepare for, and respond to Coronavirus:** No  
**Initial Funding Date:** 07/15/2021

**Description:**  
 Moderate rehab

**Financing**

	Fund Type	Grant Year	Grant	Funded Amount	Drawn In Program Year	Drawn Thru Program Year
CDBG	EN	2017	B17MC360010	\$5,000.00	\$5,000.00	\$5,000.00
	RL			\$4,250.00	\$4,250.00	\$4,250.00
<b>Total</b>	<b>Total</b>			<b>\$9,250.00</b>	<b>\$9,250.00</b>	<b>\$9,250.00</b>

**Proposed Accomplishments**

Housing Units : 1

**Actual Accomplishments**

Number assisted:	Owner		Renter		Total		Person	
	Total	Hispanic	Total	Hispanic	Total	Hispanic	Total	Hispanic
White:	1	0	0	0	1	0	0	0
Black/African American:	0	0	0	0	0	0	0	0
Asian:	0	0	0	0	0	0	0	0
American Indian/Alaskan Native:	0	0	0	0	0	0	0	0
Native Hawaiian/Other Pacific Islander:	0	0	0	0	0	0	0	0
American Indian/Alaskan Native & White:	0	0	0	0	0	0	0	0
Asian White:	0	0	0	0	0	0	0	0
Black/African American & White:	0	0	0	0	0	0	0	0
American Indian/Alaskan Native & Black/African American:	0	0	0	0	0	0	0	0
Other multi-racial:	0	0	0	0	0	0	0	0
Asian/Pacific Islander:	0	0	0	0	0	0	0	0
Hispanic:	0	0	0	0	0	0	0	0
<b>Total:</b>	<b>1</b>	<b>0</b>	<b>0</b>	<b>0</b>	<b>1</b>	<b>0</b>	<b>0</b>	<b>0</b>

Female-headed Households: 0

*Income Catearv:*

	Owner	Renter	Total	Person
Extremely Low	0	0	0	0
Low Mod	1	0	1	0
Moderate	0	0	0	0
Non Low Moderate	0	0	0	0
Total	1	0	1	0
Percent Low/Mod	100.0%		100.0%	

**Annual Accomplishments**

Years	Accomplishment Narrative	# Benefitting
2021	Roof replacement.	

**PGM Year:** 2020  
**Project:** 0001 - Amherst CDBG Housing Rehabilitation  
**IDIS Activity:** 2742 - 836 Eggert Road

Status: Completed 3/23/2023 3:55:15 PM Objective: Provide decent affordable housing  
 Location: 836 Eggert Rd Buffalo, NY 14226-4137 Outcome: Affordability  
 Matrix Code: Rehab; Single-Unit Residential (14A) National Objective: LMH

**Activity to prevent, prepare for, and respond to Coronavirus:** No  
**Initial Funding Date:** 08/05/2021

**Description:** Moderate rehab  
**Financing**

	Fund Type	Grant Year	Grant	Funded Amount	Drawn In Program Year	Drawn Thru Program Year
CDBG	EN	Pre-2015		\$4,500.00	\$0.00	\$0.00
		2014	B14MC360010		\$0.00	\$4,500.00
		2018	B18MC360010	\$3,410.00	\$3,410.00	\$3,410.00
		2019	B19MC360010	\$6,707.15	\$6,707.15	\$6,707.15
	PI		\$31,938.71	\$31,938.71	\$31,938.71	
	RL		\$2,389.00	\$665.00	\$2,389.00	
<b>Total</b>	<b>Total</b>			<b>\$48,944.86</b>	<b>\$42,720.86</b>	<b>\$48,944.86</b>

**Proposed Accomplishments**  
 Housing Units : 1

**Actual Accomplishments**

*Number assisted:*

	Owner		Renter		Total		Person	
	Total	Hispanic	Total	Hispanic	Total	Hispanic	Total	Hispanic
White:	0	0	0	0	0	0	0	0
Black/African American:	1	0	0	0	1	0	0	0
Asian:	0	0	0	0	0	0	0	0
American Indian/Alaskan Native:	0	0	0	0	0	0	0	0
Native Hawaiian/Other Pacific Islander:	0	0	0	0	0	0	0	0
American Indian/Alaskan Native & White:	0	0	0	0	0	0	0	0
Asian White:	0	0	0	0	0	0	0	0
Black/African American & White:	0	0	0	0	0	0	0	0
American Indian/Alaskan Native & Black/African American:	0	0	0	0	0	0	0	0
Other multi-racial:	0	0	0	0	0	0	0	0
Asian/Pacific Islander:	0	0	0	0	0	0	0	0
Hispanic:	0	0	0	0	0	0	0	0
<b>Total:</b>	<b>1</b>	<b>0</b>	<b>0</b>	<b>0</b>	<b>1</b>	<b>0</b>	<b>0</b>	<b>0</b>

Female-headed Households: 1 0 1

*Income Catearorv:*

	Owner	Renter	Total	Person
Extremely Low	0	0	0	0
Low Mod	0	0	0	0
Moderate	1	0	1	0
Non Low Moderate	0	0	0	0
Total	1	0	1	0
Percent Low/Mod	100.0%		100.0%	

**Annual Accomplishments**

Years	Accomplishment Narrative	# Benefitting
2021	Basement waterproofing & electrical repairs.	

**PGM Year:** 2020  
**Project:** 0001 - Amherst CDBG Housing Rehabilitation  
**IDIS Activity:** 2743 - 115 Shetland Drive

Status: Completed 3/23/2023 4:49:17 PM Objective: Provide decent affordable housing  
 Location: 115 Shetland Dr Williamsville, NY 14221-4709 Outcome: Affordability  
 Matrix Code: Rehab; Single-Unit Residential (14A) National Objective: LMH

**Activity to prevent, prepare for, and respond to Coronavirus:** No  
**Initial Funding Date:** 08/05/2021

**Description:**  
 Moderate rehab

**Financing**

	Fund Type	Grant Year	Grant	Funded Amount	Drawn In Program Year	Drawn Thru Program Year
CDBG	EN	Pre-2015		\$10,189.35	\$0.00	\$0.00
		2014	B14MC360010		\$0.00	\$10,189.35
	RL			\$22,547.52	\$5,231.87	\$22,547.52
<b>Total</b>	<b>Total</b>			<b>\$32,736.87</b>	<b>\$5,231.87</b>	<b>\$32,736.87</b>

**Proposed Accomplishments**

Housing Units : 1

**Actual Accomplishments**

Number assisted:	Owner		Renter		Total		Person	
	Total	Hispanic	Total	Hispanic	Total	Hispanic	Total	Hispanic
White:	0	0	0	0	0	0	0	0
Black/African American:	1	0	0	0	1	0	0	0
Asian:	0	0	0	0	0	0	0	0
American Indian/Alaskan Native:	0	0	0	0	0	0	0	0
Native Hawaiian/Other Pacific Islander:	0	0	0	0	0	0	0	0
American Indian/Alaskan Native & White:	0	0	0	0	0	0	0	0
Asian White:	0	0	0	0	0	0	0	0
Black/African American & White:	0	0	0	0	0	0	0	0
American Indian/Alaskan Native & Black/African American:	0	0	0	0	0	0	0	0
Other multi-racial:	0	0	0	0	0	0	0	0
Asian/Pacific Islander:	0	0	0	0	0	0	0	0
Hispanic:	0	0	0	0	0	0	0	0
<b>Total:</b>	<b>1</b>	<b>0</b>	<b>0</b>	<b>0</b>	<b>1</b>	<b>0</b>	<b>0</b>	<b>0</b>

Female-headed Households: 1 0 1

**Income Catearv:**

	Owner	Renter	Total	Person
Extremely Low	0	0	0	0
Low Mod	1	0	1	0
Moderate	0	0	0	0
Non Low Moderate	0	0	0	0
Total	1	0	1	0
Percent Low/Mod	100.0%		100.0%	

**Annual Accomplishments**

Years	Accomplishment Narrative	# Benefitting
2021	Replacement of windows and doors.	

**PGM Year:** 2020  
**Project:** 0001 - Amherst CDBG Housing Rehabilitation  
**IDIS Activity:** 2744 - 3290 Hopkins Road

Status: Completed 12/19/2022 11:30:47 AM Objective: Provide decent affordable housing  
 Location: 3290 Hopkins Rd Amherst, NY 14228-1457 Outcome: Affordability  
 Matrix Code: Rehab; Single-Unit Residential (14A) National Objective: LMH

**Activity to prevent, prepare for, and respond to Coronavirus:** No  
**Initial Funding Date:** 08/05/2021

**Description:**  
 Moderate rehab

**Financing**

	Fund Type	Grant Year	Grant	Funded Amount	Drawn In Program Year	Drawn Thru Program Year
CDBG	EN	2019	B19MC360010	\$7,778.00	\$7,778.00	\$7,778.00
	PI			\$170.00	\$170.00	\$170.00
	RL			\$21,385.69	\$17,052.00	\$21,385.69
<b>Total</b>	<b>Total</b>			<b>\$29,333.69</b>	<b>\$25,000.00</b>	<b>\$29,333.69</b>

**Proposed Accomplishments**

Housing Units : 1

**Actual Accomplishments**

Number assisted:

	Owner		Renter		Total		Person	
	Total	Hispanic	Total	Hispanic	Total	Hispanic	Total	Hispanic
White:	1	0	0	0	1	0	0	0
Black/African American:	0	0	0	0	0	0	0	0
Asian:	0	0	0	0	0	0	0	0
American Indian/Alaskan Native:	0	0	0	0	0	0	0	0
Native Hawaiian/Other Pacific Islander:	0	0	0	0	0	0	0	0
American Indian/Alaskan Native & White:	0	0	0	0	0	0	0	0
Asian White:	0	0	0	0	0	0	0	0
Black/African American & White:	0	0	0	0	0	0	0	0
American Indian/Alaskan Native & Black/African American:	0	0	0	0	0	0	0	0
Other multi-racial:	0	0	0	0	0	0	0	0
Asian/Pacific Islander:	0	0	0	0	0	0	0	0
Hispanic:	0	0	0	0	0	0	0	0
<b>Total:</b>	<b>1</b>	<b>0</b>	<b>0</b>	<b>0</b>	<b>1</b>	<b>0</b>	<b>0</b>	<b>0</b>

Female-headed Households:

0	0	0
---	---	---

Income Category:

	Owner	Renter	Total	Person
Extremely Low	0	0	0	0
Low Mod	1	0	1	0
Moderate	0	0	0	0
Non Low Moderate	0	0	0	0
Total	1	0	1	0
Percent Low/Mod	100.0%		100.0%	

**Annual Accomplishments**

Years	Accomplishment Narrative	# Benefiting
2021	Dead tree removal and driveway replacement.	

**PGM Year:** 2020  
**Project:** 0005 - Lead Based Paint Testing and Clearance  
**IDIS Activity:** 2746 - Lead-Based Paint Testing & Clearance

Status: Completed 1/25/2023 1:21:38 PM Objective: Create suitable living environments  
 Location: 102 Emerson Dr Amherst, NY 14226-2122 Outcome: Sustainability  
 Matrix Code: Lead-Based/Lead Hazard Test/Abate National Objective: LMH

**Activity to prevent, prepare for, and respond to Coronavirus:** No  
**Initial Funding Date:** 08/10/2021

**Description:**  
 Risk assessments and clearance testing performed on housing built before 1978 for the housing rehabilitation program.  
 Stohl Environmental is the company performing the testing.

**Financing**

	Fund Type	Grant Year	Grant	Funded Amount	Drawn In Program Year	Drawn Thru Program Year
CDBG	EN	2020	B20MC360010	\$8,000.00	\$4,870.25	\$8,000.00
<b>Total</b>	<b>Total</b>			<b>\$8,000.00</b>	<b>\$4,870.25</b>	<b>\$8,000.00</b>

**Proposed Accomplishments**

Housing Units : 15

**Actual Accomplishments**

Number assisted:	Owner		Renter		Total		Person	
	Total	Hispanic	Total	Hispanic	Total	Hispanic	Total	Hispanic
White:	6	0	0	0	6	0	0	0
Black/African American:	0	0	0	0	0	0	0	0
Asian:	1	0	0	0	1	0	0	0
American Indian/Alaskan Native:	0	0	0	0	0	0	0	0
Native Hawaiian/Other Pacific Islander:	0	0	0	0	0	0	0	0
American Indian/Alaskan Native & White:	0	0	0	0	0	0	0	0
Asian White:	0	0	0	0	0	0	0	0
Black/African American & White:	0	0	0	0	0	0	0	0
American Indian/Alaskan Native & Black/African American:	0	0	0	0	0	0	0	0
Other multi-racial:	0	0	0	0	0	0	0	0
Asian/Pacific Islander:	0	0	0	0	0	0	0	0
Hispanic:	0	0	0	0	0	0	0	0
<b>Total:</b>	<b>7</b>	<b>0</b>	<b>0</b>	<b>0</b>	<b>7</b>	<b>0</b>	<b>0</b>	<b>0</b>

Female-headed Households: 3 0 3

**Income Category:**

	Owner	Renter	Total	Person
Extremely Low	0	0	0	0
Low Mod	2	0	2	0
Moderate	5	0	5	0
Non Low Moderate	0	0	0	0
Total	7	0	7	0
Percent Low/Mod	100.0%		100.0%	

**Annual Accomplishments**

Years	Accomplishment Narrative	# Benefitting
2021	1 clearance test completed on 9/23/21. One risk assessment done on 10/28/21. One risk assessment done on 12/17/21. On 2/2/22, 3 clearance tests were completed. One risk assessment done on 3/31/22. 2 risk assessments completed on 10/3/22 & 3 clearance tests completed on 10/3/22. On 10/27/22, 2 risk assessments were completed.	

**PGM Year:** 2021  
**Project:** 0001 - Amherst CDBG Housing Rehabilitation  
**IDIS Activity:** 2747 - CDBG Program Income

Status: Open Objective: Provide decent affordable housing  
 Location: 5583 Main St Williamsville, NY 14221-5488 Outcome: Affordability  
 Matrix Code: Rehab; Single-Unit Residential (14A) National Objective: LMH

**Activity to prevent, prepare for, and respond to Coronavirus:** No  
**Initial Funding Date:** 09/02/2021

**Description:**  
 Loan repayments from the housing rehab loan program to use towards CDBG activities.

**Financing**  
 No data returned for this view. This might be because the applied filter excludes all data.

**Proposed Accomplishments**

**Actual Accomplishments**

Number assisted:	Owner		Renter		Total		Person	
	Total	Hispanic	Total	Hispanic	Total	Hispanic	Total	Hispanic
White:	0	0	0	0	0	0	0	0
Black/African American:	0	0	0	0	0	0	0	0
Asian:	0	0	0	0	0	0	0	0
American Indian/Alaskan Native:	0	0	0	0	0	0	0	0
Native Hawaiian/Other Pacific Islander:	0	0	0	0	0	0	0	0
American Indian/Alaskan Native & White:	0	0	0	0	0	0	0	0
Asian White:	0	0	0	0	0	0	0	0
Black/African American & White:	0	0	0	0	0	0	0	0
American Indian/Alaskan Native & Black/African American:	0	0	0	0	0	0	0	0
Other multi-racial:	0	0	0	0	0	0	0	0
Asian/Pacific Islander:	0	0	0	0	0	0	0	0
Hispanic:	0	0	0	0	0	0	0	0
<b>Total:</b>	<b>0</b>	<b>0</b>	<b>0</b>	<b>0</b>	<b>0</b>	<b>0</b>	<b>0</b>	<b>0</b>

Female-headed Households: 0 0 0

*Income Catearorv:*

	Owner	Renter	Total	Person
Extremely Low	0	0	0	0
Low Mod	0	0	0	0
Moderate	0	0	0	0
Non Low Moderate	0	0	0	0
Total	0	0	0	0

Percent Low/Mod

**Annual Accomplishments**

No data returned for this view. This might be because the applied filter excludes all data.

**PGM Year:** 2021  
**Project:** 0002 - CDBG General Program Administration  
**IDIS Activity:** 2748 - CDBG Program Administration

Status: Open Objective:  
 Location: Outcome:  
 Matrix Code: General Program Administration (21A) National Objective:

**Activity to prevent, prepare for, and respond to Coronavirus:** No  
**Initial Funding Date:** 09/09/2021

**Description:**  
 CDBG payroll and expenses associated with implementation of the CDBG housing rehabilitation program and the other CDBG funded programs.

**Financing**

	Fund Type	Grant Year	Grant	Funded Amount	Drawn In Program Year	Drawn Thru Program Year
CDBG	EN	2021	B21MC360010	\$49,830.00	\$0.00	\$0.00
	PI			\$50,422.87	\$48,178.85	\$48,178.85
<b>Total</b>	<b>Total</b>			<b>\$100,252.87</b>	<b>\$48,178.85</b>	<b>\$48,178.85</b>

**Proposed Accomplishments**

**Actual Accomplishments**

<i>Number assisted:</i>	<b>Owner</b>		<b>Renter</b>		<b>Total</b>		<b>Person</b>	
	Total	Hispanic	Total	Hispanic	Total	Hispanic	Total	Hispanic
White:					0	0		
Black/African American:					0	0		
Asian:					0	0		
American Indian/Alaskan Native:					0	0		
Native Hawaiian/Other Pacific Islander:					0	0		
American Indian/Alaskan Native & White:					0	0		
Asian White:					0	0		
Black/African American & White:					0	0		
American Indian/Alaskan Native & Black/African American:					0	0		
Other multi-racial:					0	0		
Asian/Pacific Islander:					0	0		
Hispanic:					0	0		
<b>Total:</b>	<b>0</b>	<b>0</b>	<b>0</b>	<b>0</b>	<b>0</b>	<b>0</b>	<b>0</b>	<b>0</b>

Female-headed Households: 0

*Income Catearv:*

	<b>Owner</b>	<b>Renter</b>	<b>Total</b>	<b>Person</b>
Extremely Low			0	
Low Mod			0	
Moderate			0	
Non Low Moderate			0	
<b>Total</b>	<b>0</b>	<b>0</b>	<b>0</b>	<b>0</b>
Percent Low/Mod				

**Annual Accomplishments**



**PGM Year:** 2020  
**Project:** 0036 - CV - COVID Youth Services  
**IDIS Activity:** 2753 - Youth Summer Camp/Transportation

Status: Completed 7/27/2022 10:32:12 AM Objective: Create suitable living environments  
 Location: 4255 Harlem Rd Amherst, NY 14226-4426 Outcome: Availability/accessibility  
 Matrix Code: Youth Services (05D) National Objective: URG

**Activity to prevent, prepare for, and respond to Coronavirus:** Yes  
**Initial Funding Date:** 09/09/2021

**Description:**  
 To provide extra busing due to the COVID restrictions placed on Summer Camps.

**Financing**

	Fund Type	Grant Year	Grant	Funded Amount	Drawn In Program Year	Drawn Thru Program Year
CDBG	EN	2020	B20MW360010	\$39,120.31	\$0.00	\$39,120.31
<b>Total</b>	<b>Total</b>			<b>\$39,120.31</b>	<b>\$0.00</b>	<b>\$39,120.31</b>

**Proposed Accomplishments**

People (General) : 200

**Annual Accomplishments**

Years	Accomplishment Narrative	# Benefiting
2021	To provide extra buses due to the COVID restrictions for summer camp. Also, provided bonuses for summer help due to lack of people wanting to work during COVID.	

**PGM Year:** 2020  
**Project:** 0001 - Amherst CDBG Housing Rehabilitation  
**IDIS Activity:** 2755 - 380 Rosedale Boulevard

Status: Completed 2/10/2023 9:42:30 AM Objective: Provide decent affordable housing  
 Location: 380 Rosedale Blvd Amherst, NY 14226-2238 Outcome: Affordability  
 Matrix Code: Rehab; Single-Unit Residential (14A) National Objective: LMH

**Activity to prevent, prepare for, and respond to Coronavirus:** No

**Initial Funding Date:** 09/21/2021

**Description:**  
 Moderate rehab

**Financing**

	Fund Type	Grant Year	Grant	Funded Amount	Drawn In Program Year	Drawn Thru Program Year
CDBG	RL			\$8,591.00	\$0.00	\$8,591.00
<b>Total</b>	<b>Total</b>			<b>\$8,591.00</b>	<b>\$0.00</b>	<b>\$8,591.00</b>

**Proposed Accomplishments**

Housing Units : 1

**Actual Accomplishments**

Number assisted:	Owner		Renter		Total		Person	
	Total	Hispanic	Total	Hispanic	Total	Hispanic	Total	Hispanic
White:	0	0	0	0	0	0	0	0
Black/African American:	0	0	0	0	0	0	0	0
Asian:	1	0	0	0	1	0	0	0
American Indian/Alaskan Native:	0	0	0	0	0	0	0	0
Native Hawaiian/Other Pacific Islander:	0	0	0	0	0	0	0	0
American Indian/Alaskan Native & White:	0	0	0	0	0	0	0	0
Asian White:	0	0	0	0	0	0	0	0
Black/African American & White:	0	0	0	0	0	0	0	0
American Indian/Alaskan Native & Black/African American:	0	0	0	0	0	0	0	0
Other multi-racial:	0	0	0	0	0	0	0	0
Asian/Pacific Islander:	0	0	0	0	0	0	0	0
Hispanic:	0	0	0	0	0	0	0	0
<b>Total:</b>	<b>1</b>	<b>0</b>	<b>0</b>	<b>0</b>	<b>1</b>	<b>0</b>	<b>0</b>	<b>0</b>

Female-headed Households: 1 0 1

*Income Category:*

	Owner	Renter	Total	Person
Extremely Low	0	0	0	0
Low Mod	0	0	0	0
Moderate	1	0	1	0
Non Low Moderate	0	0	0	0
Total	1	0	1	0
Percent Low/Mod	100.0%		100.0%	

**Annual Accomplishments**

Years	Accomplishment Narrative	# Benefitting
2021	Emergency roof replacement	

**PGM Year:** 2020  
**Project:** 0001 - Amherst CDBG Housing Rehabilitation  
**IDIS Activity:** 2760 - CDBG Payroll

Status: Completed 1/25/2023 1:18:15 PM Objective: Provide decent affordable housing  
 Location: 5583 Main St Williamsville, NY 14221-5488 Outcome: Affordability  
 Matrix Code: Rehabilitation Administration (14H) National Objective: LMH

**Activity to prevent, prepare for, and respond to Coronavirus:** No  
**Initial Funding Date:** 10/27/2021

**Description:**  
 Payroll and fringes paid for to manage and run the CDBG housing rehabilitation program.

**Financing**

	Fund Type	Grant Year	Grant	Funded Amount	Drawn In Program Year	Drawn Thru Program Year
CDBG	EN	2020	B20MC360010	\$96,125.00	\$37,830.86	\$96,125.00
<b>Total</b>	<b>Total</b>			<b>\$96,125.00</b>	<b>\$37,830.86</b>	<b>\$96,125.00</b>

**Proposed Accomplishments**

**Actual Accomplishments**

*Number assisted:*

	Owner		Renter		Total		Person	
	Total	Hispanic	Total	Hispanic	Total	Hispanic	Total	Hispanic
White:	0	0	0	0	0	0	0	0
Black/African American:	0	0	0	0	0	0	0	0
Asian:	0	0	0	0	0	0	0	0
American Indian/Alaskan Native:	0	0	0	0	0	0	0	0
Native Hawaiian/Other Pacific Islander:	0	0	0	0	0	0	0	0
American Indian/Alaskan Native & White:	0	0	0	0	0	0	0	0
Asian White:	0	0	0	0	0	0	0	0
Black/African American & White:	0	0	0	0	0	0	0	0
American Indian/Alaskan Native & Black/African American:	0	0	0	0	0	0	0	0
Other multi-racial:	0	0	0	0	0	0	0	0
Asian/Pacific Islander:	0	0	0	0	0	0	0	0
Hispanic:	0	0	0	0	0	0	0	0
<b>Total:</b>	<b>0</b>	<b>0</b>	<b>0</b>	<b>0</b>	<b>0</b>	<b>0</b>	<b>0</b>	<b>0</b>

Female-headed Households: 0

*Income Category:*

	Owner	Renter	Total	Person
Extremely Low	0	0	0	0
Low Mod	0	0	0	0
Moderate	0	0	0	0
Non Low Moderate	0	0	0	0
Total	0	0	0	0
Percent Low/Mod				

**Annual Accomplishments**

No data returned for this view. This might be because the applied filter excludes all data.

**PGM Year:** 2021  
**Project:** 0009 - Fair Housing Counseling through H.O.M.E.  
**IDIS Activity:** 2761 - Fair Housing Counseling through H.O.M.E.

Status: Completed 5/26/2022 9:43:52 AM Objective:  
 Location: , Outcome:  
 Matrix Code: Fair Housing Activities (subject to 20% National Objective:

**Activity to prevent, prepare for, and respond to Coronavirus:** No  
**Initial Funding Date:** 10/27/2021

**Description:**

HOME (Housing Opportunities Made Equal) is a non-profit fair housing enforcement agency that provides information (brochures, classes) to tenants, landlords, real estate agents on fair housing laws. The agency also investigates claims of housing discrimination through out Erie County.

**Financing**

	Fund Type	Grant Year	Grant	Funded Amount	Drawn In Program Year	Drawn Thru Program Year
CDBG	EN	2021	B21MC360010	\$10,000.00	\$4,315.97	\$10,000.00
<b>Total</b>	<b>Total</b>			<b>\$10,000.00</b>	<b>\$4,315.97</b>	<b>\$10,000.00</b>

**Proposed Accomplishments**

**Actual Accomplishments**

Number assisted:

	Owner		Renter		Total		Person	
	Total	Hispanic	Total	Hispanic	Total	Hispanic	Total	Hispanic
White:					0	0		
Black/African American:					0	0		
Asian:					0	0		
American Indian/Alaskan Native:					0	0		
Native Hawaiian/Other Pacific Islander:					0	0		
American Indian/Alaskan Native & White:					0	0		
Asian White:					0	0		
Black/African American & White:					0	0		
American Indian/Alaskan Native & Black/African American:					0	0		
Other multi-racial:					0	0		
Asian/Pacific Islander:					0	0		
Hispanic:					0	0		
<b>Total:</b>	<b>0</b>	<b>0</b>	<b>0</b>	<b>0</b>	<b>0</b>	<b>0</b>	<b>0</b>	<b>0</b>
Female-headed Households:					0			

Income Category:

	Owner	Renter	Total	Person
Extremely Low			0	
Low Mod			0	
Moderate			0	
Non Low Moderate			0	
Total	0	0	0	0
Percent Low/Mod				

**Annual Accomplishments**

No data returned for this view. This might be because the applied filter excludes all data.

**PGM Year:** 2021  
**Project:** 0007 - Belmont Housing Counseling Services  
**IDIS Activity:** 2762 - Belmont Housing Counseling  
**Status:** Completed 7/28/2022 2:32:21 PM  
**Location:** 2393 Main St Buffalo, NY 14214-2365

Copy of PR 03 \_5.25.23

**Objective:** Provide decent affordable housing  
**Outcome:** Affordability  
**Matrix Code:** Housing Counseling only, under 24  
**National Objective:** LMC

**Activity to prevent, prepare for, and respond to Coronavirus:** No  
**Initial Funding Date:** 10/27/2021

**Description:**

Housing counseling services provided to low-moderate income residents of the Town of Amherst. They do credit counseling, first-time home buyer classes, foreclosure counseling, housing searches.

**Financing**

	Fund Type	Grant Year	Grant	Funded Amount	Drawn In Program Year	Drawn Thru Program Year
CDBG	EN	2021	B21MC360010	\$16,500.00	\$0.00	\$16,500.00
<b>Total</b>	<b>Total</b>			<b>\$16,500.00</b>	<b>\$0.00</b>	<b>\$16,500.00</b>

**Proposed Accomplishments**

People (General) : 100

**Actual Accomplishments**

Number assisted:

	Owner		Renter		Total		Person	
	Total	Hispanic	Total	Hispanic	Total	Hispanic	Total	Hispanic
White:	0	0	0	0	0	0	60	6
Black/African American:	0	0	0	0	0	0	40	0
Asian:	0	0	0	0	0	0	3	0
American Indian/Alaskan Native:	0	0	0	0	0	0	0	0
Native Hawaiian/Other Pacific Islander:	0	0	0	0	0	0	0	0
American Indian/Alaskan Native & White:	0	0	0	0	0	0	0	0
Asian White:	0	0	0	0	0	0	0	0
Black/African American & White:	0	0	0	0	0	0	0	0
American Indian/Alaskan Native & Black/African American:	0	0	0	0	0	0	0	0
Other multi-racial:	0	0	0	0	0	0	12	0
Asian/Pacific Islander:	0	0	0	0	0	0	0	0
Hispanic:	0	0	0	0	0	0	0	0
<b>Total:</b>	<b>0</b>	<b>0</b>	<b>0</b>	<b>0</b>	<b>0</b>	<b>0</b>	<b>115</b>	<b>6</b>

Female-headed Households:

0 0 0

Income Category:

	Owner	Renter	Total	Person
Extremely Low	0	0	0	37
Low Mod	0	0	0	30
Moderate	0	0	0	29
Non Low Moderate	0	0	0	19
Total	0	0	0	115
Percent Low/Mod				83.5%

**Annual Accomplishments**

Years	Accomplishment Narrative	# Benefitting
2021	From 4/1/21-6/30/21, 3 homebuyer workshops given, & 45 one-on-one clients had counseling. From July 1, 2021-September 30, 2021 served 42 clients one on one and offered 3 6 hour homebuyer workshops. From October 1, 2021-December 31, 2021, 28 clients were served one-on-one and 3 6 hour workshops were held.	

**PGM Year:** 2021  
**Project:** 0008 - Buffalo Urban League Foreclosure Prevention Services  
**IDIS Activity:** 2763 - Buffalo Urban League-Foreclosure Prevention

Status: Completed 5/31/2022 12:46:13 PM Objective: Provide decent affordable housing  
 Location: 15 Genesee St Buffalo, NY 14203-1405 Outcome: Affordability  
 Matrix Code: Housing Counseling only, under 24 National Objective: LMC

**Activity to prevent, prepare for, and respond to Coronavirus:** No  
**Initial Funding Date:** 10/27/2021

**Description:**

Counseling and legal assistance for income eligible Amherst homeowners to avoid mortgage default and or predatory lending situations. Additional assistance is available for credit counseling and credit restructuring and foreclosure prevention.

**Financing**

	Fund Type	Grant Year	Grant	Funded Amount	Drawn In Program Year	Drawn Thru Program Year
CDBG	EN	2021	B21MC360010	\$6,000.00	\$1,500.00	\$6,000.00
<b>Total</b>	<b>Total</b>			<b>\$6,000.00</b>	<b>\$1,500.00</b>	<b>\$6,000.00</b>

**Proposed Accomplishments**

People (General) : 50

**Actual Accomplishments**

Number assisted:

	Owner		Renter		Total		Person	
	Total	Hispanic	Total	Hispanic	Total	Hispanic	Total	Hispanic
White:	0	0	0	0	0	0	4	1
Black/African American:	0	0	0	0	0	0	7	0
Asian:	0	0	0	0	0	0	2	0
American Indian/Alaskan Native:	0	0	0	0	0	0	0	0
Native Hawaiian/Other Pacific Islander:	0	0	0	0	0	0	0	0
American Indian/Alaskan Native & White:	0	0	0	0	0	0	0	0
Asian White:	0	0	0	0	0	0	0	0
Black/African American & White:	0	0	0	0	0	0	0	0
American Indian/Alaskan Native & Black/African American:	0	0	0	0	0	0	0	0
Other multi-racial:	0	0	0	0	0	0	0	0
Asian/Pacific Islander:	0	0	0	0	0	0	0	0
Hispanic:	0	0	0	0	0	0	0	0
<b>Total:</b>	<b>0</b>	<b>0</b>	<b>0</b>	<b>0</b>	<b>0</b>	<b>0</b>	<b>13</b>	<b>1</b>

Female-headed Households: 0

Income Catearorv:

	Owner	Renter	Total	Person
Extremely Low	0	0	0	1
Low Mod	0	0	0	5
Moderate	0	0	0	2
Non Low Moderate	0	0	0	5
Total	0	0	0	13
Percent Low/Mod				61.5%

**Annual Accomplishments**

Years	Accomplishment Narrative	# Benefitting
2021	From 4/1/21-6/30/21, 4 people were assisted. One for homebuyer education, 2 for home purchase & 1 for mortgage default. From 7/1/2021-9/30/2021, 7 people were assisted, 6 for homebuyer education and one for fair housing/rental counseling. From 10/1/2021-12/31/2021 2 people were assisted for home purchase. From 1/1/22-3/31/22 there were no clients.	

**PGM Year:** 2020  
**Project:** 0001 - Amherst CDBG Housing Rehabilitation  
**IDIS Activity:** 2769 - 66 Hopkins Road

Status: Completed 1/25/2023 1:17:49 PM Objective: Provide decent affordable housing  
 Location: 66 Hopkins Rd Williamsville, NY 14221-4649 Outcome: Affordability  
 Matrix Code: Rehab; Single-Unit Residential (14A) National Objective: LMH

**Activity to prevent, prepare for, and respond to Coronavirus:** No  
**Initial Funding Date:** 11/17/2021

**Description:**  
 Moderate Rehab

**Financing**

	Fund Type	Grant Year	Grant	Funded Amount	Drawn In Program Year	Drawn Thru Program Year
CDBG	EN	2019	B19MC360010	\$19,999.00	\$19,999.00	\$19,999.00
	RL			\$5,873.00	\$2,873.00	\$5,873.00
<b>Total</b>	<b>Total</b>			<b>\$25,872.00</b>	<b>\$22,872.00</b>	<b>\$25,872.00</b>

**Proposed Accomplishments**

Housing Units : 1

**Actual Accomplishments**

Number assisted:

	Owner		Renter		Total		Person	
	Total	Hispanic	Total	Hispanic	Total	Hispanic	Total	Hispanic
White:	1	0	0	0	1	0	0	0
Black/African American:	0	0	0	0	0	0	0	0
Asian:	0	0	0	0	0	0	0	0
American Indian/Alaskan Native:	0	0	0	0	0	0	0	0
Native Hawaiian/Other Pacific Islander:	0	0	0	0	0	0	0	0
American Indian/Alaskan Native & White:	0	0	0	0	0	0	0	0
Asian White:	0	0	0	0	0	0	0	0
Black/African American & White:	0	0	0	0	0	0	0	0
American Indian/Alaskan Native & Black/African American:	0	0	0	0	0	0	0	0
Other multi-racial:	0	0	0	0	0	0	0	0
Asian/Pacific Islander:	0	0	0	0	0	0	0	0
Hispanic:	0	0	0	0	0	0	0	0
<b>Total:</b>	<b>1</b>	<b>0</b>	<b>0</b>	<b>0</b>	<b>1</b>	<b>0</b>	<b>0</b>	<b>0</b>

Female-headed Households:

0 0 0

Income Category:

	Owner	Renter	Total	Person
Extremely Low	0	0	0	0
Low Mod	1	0	1	0
Moderate	0	0	0	0
Non Low Moderate	0	0	0	0
Total	1	0	1	0
Percent Low/Mod	100.0%		100.0%	

**Annual Accomplishments**

Years	Accomplishment Narrative	# Benefiting
2021	Replacement of garage floor. New basement windows and bathroom renovation; \$19,999.00.	

**PGM Year:** 2021  
**Project:** 0006 - Weatherization Program for Single Family Homes  
**IDIS Activity:** 2770 - Weatherization Services through Supportive Services

Status: Completed 8/31/2022 1:33:43 PM Objective: Create suitable living environments  
 Location: 121 Christine Dr Amherst, NY 14228-1314 Outcome: Sustainability  
 Matrix Code: Energy Efficiency Improvements (14F) National Objective: LMH

**Activity to prevent, prepare for, and respond to Coronavirus:** No  
**Initial Funding Date:** 11/23/2021

**Description:**  
 Energy efficiency improvements through Supportive Services to low-income households in Amherst.

**Financing**

	Fund Type	Grant Year	Grant	Funded Amount	Drawn In Program Year	Drawn Thru Program Year
CDBG	EN	2021	B21MC360010	\$11,336.55	\$8,246.55	\$11,336.55
<b>Total</b>	<b>Total</b>			<b>\$11,336.55</b>	<b>\$8,246.55</b>	<b>\$11,336.55</b>

**Proposed Accomplishments**

Housing Units : 50

**Actual Accomplishments**

Number assisted:

	Owner		Renter		Total		Person	
	Total	Hispanic	Total	Hispanic	Total	Hispanic	Total	Hispanic
White:	10	2	0	0	10	2	0	0
Black/African American:	5	0	0	0	5	0	0	0
Asian:	1	0	0	0	1	0	0	0
American Indian/Alaskan Native:	0	0	0	0	0	0	0	0
Native Hawaiian/Other Pacific Islander:	0	0	0	0	0	0	0	0
American Indian/Alaskan Native & White:	0	0	0	0	0	0	0	0
Asian White:	0	0	0	0	0	0	0	0
Black/African American & White:	0	0	0	0	0	0	0	0
American Indian/Alaskan Native & Black/African American:	0	0	0	0	0	0	0	0
Other multi-racial:	0	0	0	0	0	0	0	0
Asian/Pacific Islander:	0	0	0	0	0	0	0	0
Hispanic:	0	0	0	0	0	0	0	0
<b>Total:</b>	<b>16</b>	<b>2</b>	<b>0</b>	<b>0</b>	<b>16</b>	<b>2</b>	<b>0</b>	<b>0</b>

Female-headed Households: 7 0 7

Income Category:

	Owner	Renter	Total	Person
Extremely Low	4	0	4	0
Low Mod	6	0	6	0
Moderate	6	0	6	0
Non Low Moderate	0	0	0	0
Total	16	0	16	0
Percent Low/Mod	100.0%		100.0%	

**Annual Accomplishments**

Years	Accomplishment Narrative	# Benefitting
2021	From 7/1/2021-9/30/2021 6 household were weatherized. From 10/1/2021-12/31/2021, one household assisted. From 1/1/22-3/31/22, 9 households were assisted.	



**PGM Year:** 2020  
**Project:** 0001 - Amherst CDBG Housing Rehabilitation  
**IDIS Activity:** 2772 - 9 Gatewood Lane

Status: Completed Objective: Provide decent affordable housing  
 Location: 9 Gatewood Ln Williamsville, NY 14221-3822 Outcome: Affordability  
 Matrix Code: Rehab; Single-Unit Residential (14A) National Objective: LMH

**Activity to prevent, prepare for, and respond to Coronavirus:** No

**Initial Funding Date:** 12/14/2021

**Description:**  
 Moderate rehab

**Financing**

	Fund Type	Grant Year	Grant	Funded Amount	Drawn In Program Year	Drawn Thru Program Year
CDBG	RL			\$14,306.56	\$9,216.56	\$14,306.56
<b>Total</b>	<b>Total</b>			<b>\$14,306.56</b>	<b>\$9,216.56</b>	<b>\$14,306.56</b>

**Proposed Accomplishments**

Housing Units : 1

**Actual Accomplishments**

Number assisted:	Owner		Renter		Total		Person	
	Total	Hispanic	Total	Hispanic	Total	Hispanic	Total	Hispanic
White:	1	0	0	0	1	0	0	0
Black/African American:	0	0	0	0	0	0	0	0
Asian:	0	0	0	0	0	0	0	0
American Indian/Alaskan Native:	0	0	0	0	0	0	0	0
Native Hawaiian/Other Pacific Islander:	0	0	0	0	0	0	0	0
American Indian/Alaskan Native & White:	0	0	0	0	0	0	0	0
Asian White:	0	0	0	0	0	0	0	0
Black/African American & White:	0	0	0	0	0	0	0	0
American Indian/Alaskan Native & Black/African American:	0	0	0	0	0	0	0	0
Other multi-racial:	0	0	0	0	0	0	0	0
Asian/Pacific Islander:	0	0	0	0	0	0	0	0
Hispanic:	0	0	0	0	0	0	0	0
<b>Total:</b>	<b>1</b>	<b>0</b>	<b>0</b>	<b>0</b>	<b>1</b>	<b>0</b>	<b>0</b>	<b>0</b>

Female-headed Households: 0 0 0

*Income Category:*

	Owner	Renter	Total	Person
Extremely Low	0	0	0	0
Low Mod	1	0	1	0
Moderate	0	0	0	0
Non Low Moderate	0	0	0	0
Total	1	0	1	0
Percent Low/Mod	100.0%		100.0%	

**Annual Accomplishments**

Years	Accomplishment Narrative	# Benefiting
2021	Emergency outside plumbing repair. Emergency siding repairs. Revised for removal of dead trees, 9,216.56.	

**PGM Year:** 2021  
**Project:** 0014 - Public Infrastructure, Public Facilities & Historic Preservation  
**IDIS Activity:** 2775 - Sewer Linings in Eggertsville

Status: Open Objective: Create suitable living environments  
 Location: 1100 N Forest Rd Williamsville, NY 14221-3225 Outcome: Sustainability  
 Matrix Code: Water/Sewer Improvements (03J) National Objective: LMA

**Activity to prevent, prepare for, and respond to Coronavirus:** No  
**Initial Funding Date:** 12/22/2021

**Description:**  
 Installation of sewer lining in the Eggertsville target area.

**Financing**

	Fund Type	Grant Year	Grant	Funded Amount	Drawn In Program Year	Drawn Thru Program Year
CDBG	EN	2021	B21MC360010	\$230,000.00	\$49,170.00	\$230,000.00
<b>Total</b>	<b>Total</b>			<b>\$230,000.00</b>	<b>\$49,170.00</b>	<b>\$230,000.00</b>

**Proposed Accomplishments**

People (General) : 1,500  
 Total Population in Service Area: 2,145  
 Census Tract Percent Low / Mod: 79.49

**Annual Accomplishments**

Years	Accomplishment Narrative	# Benefiting
2021	Installation of sewer linings in the Eggertsville target area. Reopened for additional sewer lining in Eggertsville completed in 2022.	

**PGM Year:** 2020  
**Project:** 0001 - Amherst CDBG Housing Rehabilitation  
**IDIS Activity:** 2776 - 161 Misty Lane

Status: Completed 12/19/2022 11:28:55 AM Objective: Provide decent affordable housing  
 Location: 161 Misty Ln E Amherst, NY 14051-2222 Outcome: Affordability  
 Matrix Code: Rehab; Single-Unit Residential (14A) National Objective: LMH

**Activity to prevent, prepare for, and respond to Coronavirus:** No  
**Initial Funding Date:** 12/27/2021

**Description:**  
 Moderate rehab

**Financing**

	Fund Type	Grant Year	Grant	Funded Amount	Drawn In Program Year	Drawn Thru Program Year
CDBG	RL			\$20,880.00	\$20,880.00	\$20,880.00
<b>Total</b>	<b>Total</b>			<b>\$20,880.00</b>	<b>\$20,880.00</b>	<b>\$20,880.00</b>

**Proposed Accomplishments**

Housing Units : 1

**Actual Accomplishments**

<i>Number assisted:</i>	<b>Owner</b>		<b>Renter</b>		<b>Total</b>		<b>Person</b>	
	Total	Hispanic	Total	Hispanic	Total	Hispanic	Total	Hispanic
White:	1	0	0	0	1	0	0	0
Black/African American:	0	0	0	0	0	0	0	0
Asian:	0	0	0	0	0	0	0	0
American Indian/Alaskan Native:	0	0	0	0	0	0	0	0
Native Hawaiian/Other Pacific Islander:	0	0	0	0	0	0	0	0
American Indian/Alaskan Native & White:	0	0	0	0	0	0	0	0
Asian White:	0	0	0	0	0	0	0	0
Black/African American & White:	0	0	0	0	0	0	0	0
American Indian/Alaskan Native & Black/African American:	0	0	0	0	0	0	0	0
Other multi-racial:	0	0	0	0	0	0	0	0
Asian/Pacific Islander:	0	0	0	0	0	0	0	0
Hispanic:	0	0	0	0	0	0	0	0
<b>Total:</b>	<b>1</b>	<b>0</b>	<b>0</b>	<b>0</b>	<b>1</b>	<b>0</b>	<b>0</b>	<b>0</b>
Female-headed Households:	0		0		0			

*Income Category:*

	<b>Owner</b>	<b>Renter</b>	<b>Total</b>	<b>Person</b>
Extremely Low	0	0	0	0
Low Mod	0	0	0	0
Moderate	1	0	1	0
Non Low Moderate	0	0	0	0
Total	1	0	1	0
Percent Low/Mod	100.0%		100.0%	

**Annual Accomplishments**

<b>Years</b>	<b>Accomplishment Narrative</b>	<b># Benefitting</b>
2021	New roof.	

**PGM Year:** 2021  
**Project:** 0013 - YWCA, Inc. Transitional Housing  
**IDIS Activity:** 2779 - YWCA, Inc.-Transitional Housing

Status: Completed 5/3/2022 1:39:13 PM Objective: Provide decent affordable housing  
 Location: 1005 Grant St Buffalo, NY 14207-2877 Outcome: Affordability  
 Matrix Code: Services for victims of domestic National Objective: LMC

**Activity to prevent, prepare for, and respond to Coronavirus:** No  
**Initial Funding Date:** 01/20/2022

**Description:**  
 The YWCA of WNY, Inc. has four transitional housing units in Amherst for victims of domestic violence or at risk of homelessness. The funds will be used to pay for a case manager for the Amherst residents.

**Financing**

	Fund Type	Grant Year	Grant	Funded Amount	Drawn In Program Year	Drawn Thru Program Year
CDBG	EN	2021	B21MC360010	\$25,000.00	\$3,439.31	\$25,000.00
<b>Total</b>	<b>Total</b>			<b>\$25,000.00</b>	<b>\$3,439.31</b>	<b>\$25,000.00</b>

**Proposed Accomplishments**

People (General) : 16

**Actual Accomplishments**

Number assisted:	Owner		Renter		Total		Person	
	Total	Hispanic	Total	Hispanic	Total	Hispanic	Total	Hispanic
White:	0	0	0	0	0	0		0
Black/African American:	0	0	0	0	0	0	16	0
Asian:	0	0	0	0	0	0	0	0
American Indian/Alaskan Native:	0	0	0	0	0	0	0	0
Native Hawaiian/Other Pacific Islander:	0	0	0	0	0	0	0	0
American Indian/Alaskan Native & White:	0	0	0	0	0	0	0	0
Asian White:	0	0	0	0	0	0	0	0
Black/African American & White:	0	0	0	0	0	0	0	0
American Indian/Alaskan Native & Black/African American:	0	0	0	0	0	0	0	0
Other multi-racial:	0	0	0	0	0	0	0	0
Asian/Pacific Islander:	0	0	0	0	0	0	0	0
Hispanic:	0	0	0	0	0	0	0	0
<b>Total:</b>	<b>0</b>	<b>0</b>	<b>0</b>	<b>0</b>	<b>0</b>	<b>0</b>	<b>16</b>	<b>0</b>
Female-headed Households:	0		0		0			

*Income Category:*

	Owner	Renter	Total	Person
Extremely Low	0	0	0	16
Low Mod	0	0	0	0
Moderate	0	0	0	0
Non Low Moderate	0	0	0	0
Total	0	0	0	16
Percent Low/Mod				100.0%

**Annual Accomplishments**

Years	Accomplishment Narrative	# Benefitting
2021	To provide case management services to 4 female head of households that were at risk of being homeless or domestic violence victims.	

**PGM Year:** 2020  
**Project:** 0043 - CV - Legal Aid Bureau  
**IDIS Activity:** 2783 - The Legal Aid Bureau

Status: Completed 4/17/2023 1:18:14 PM Objective: Provide decent affordable housing  
 Location: 290 Main St Ste 400 Buffalo, NY 14202-4016 Outcome: Affordability  
 Matrix Code: Legal Services (05C) National Objective: LMC

**Activity to prevent, prepare for, and respond to Coronavirus:** Yes  
**Initial Funding Date:** 02/11/2022

**Description:**  
 Free legal services for low-income Amherst residents who may lose their housing due to COVID-19.

**Financing**

	Fund Type	Grant Year	Grant	Funded Amount	Drawn In Program Year	Drawn Thru Program Year
CDBG	EN	2020	B20MW360010	\$18,000.00	\$17,500.00	\$18,000.00
<b>Total</b>	<b>Total</b>			<b>\$18,000.00</b>	<b>\$17,500.00</b>	<b>\$18,000.00</b>

**Proposed Accomplishments**

People (General) : 50

**Actual Accomplishments**

Number assisted:	Owner		Renter		Total		Person	
	Total	Hispanic	Total	Hispanic	Total	Hispanic	Total	Hispanic
White:	0	0	0	0	0	0	28	0
Black/African American:	0	0	0	0	0	0	5	0
Asian:	0	0	0	0	0	0	0	0
American Indian/Alaskan Native:	0	0	0	0	0	0	0	0
Native Hawaiian/Other Pacific Islander:	0	0	0	0	0	0	0	0
American Indian/Alaskan Native & White:	0	0	0	0	0	0	0	0
Asian White:	0	0	0	0	0	0	0	0
Black/African American & White:	0	0	0	0	0	0	0	0
American Indian/Alaskan Native & Black/African American:	0	0	0	0	0	0	0	0
Other multi-racial:	0	0	0	0	0	0	3	0
Asian/Pacific Islander:	0	0	0	0	0	0	0	0
Hispanic:	0	0	0	0	0	0	0	0
<b>Total:</b>	<b>0</b>	<b>0</b>	<b>0</b>	<b>0</b>	<b>0</b>	<b>0</b>	<b>36</b>	<b>0</b>

Female-headed Households: 0

*Income Category:*

	Owner	Renter	Total	Person
Extremely Low	0	0	0	16
Low Mod	0	0	0	16
Moderate	0	0	0	4
Non Low Moderate	0	0	0	0
Total	0	0	0	36
Percent Low/Mod				100.0%

**Annual Accomplishments**

Years	Accomplishment Narrative	# Benefitting
2021	One household was served from 9/1/2021-12/31/2021. From 1/1/2022-3/31/22, 10 clients were served. From 4/1/22-6/30/22, 17 clients assisted. From 7/1/22-9/30/22 there were 4 clients assisted. From 10/1/22-12/31/22 there were 4 clients assisted. From 1/1/22-3/31/22 they did not assist any clients with covid-19 related housing issues.	

**PGM Year:** 2021  
**Project:** 0001 - Amherst CDBG Housing Rehabilitation  
**IDIS Activity:** 2784 - 327 Westmoreland Road

Status: Completed 2/24/2023 2:55:58 PM Objective: Provide decent affordable housing  
 Location: 327 Westmoreland Rd Amherst, NY 14226-4311 Outcome: Affordability  
 Matrix Code: Rehab; Single-Unit Residential (14A) National Objective: LMH

**Activity to prevent, prepare for, and respond to Coronavirus:** No  
**Initial Funding Date:** 02/23/2022

**Description:**  
 Moderate rehab

**Financing**

	Fund Type	Grant Year	Grant	Funded Amount	Drawn In Program Year	Drawn Thru Program Year
CDBG	EN	2019	B19MC360010	\$1,922.59	\$1,922.59	\$1,922.59
		2020	B20MC360010	\$3,777.41	\$3,777.41	\$3,777.41
	RL			\$13,465.00	\$13,465.00	\$13,465.00
<b>Total</b>	<b>Total</b>			<b>\$19,165.00</b>	<b>\$19,165.00</b>	<b>\$19,165.00</b>

**Proposed Accomplishments**

Housing Units : 1

**Actual Accomplishments**

Number assisted:

	Owner		Renter		Total		Person	
	Total	Hispanic	Total	Hispanic	Total	Hispanic	Total	Hispanic
White:	1	0	0	0	1	0	0	0
Black/African American:	0	0	0	0	0	0	0	0
Asian:	0	0	0	0	0	0	0	0
American Indian/Alaskan Native:	0	0	0	0	0	0	0	0
Native Hawaiian/Other Pacific Islander:	0	0	0	0	0	0	0	0
American Indian/Alaskan Native & White:	0	0	0	0	0	0	0	0
Asian White:	0	0	0	0	0	0	0	0
Black/African American & White:	0	0	0	0	0	0	0	0
American Indian/Alaskan Native & Black/African American:	0	0	0	0	0	0	0	0
Other multi-racial:	0	0	0	0	0	0	0	0
Asian/Pacific Islander:	0	0	0	0	0	0	0	0
Hispanic:	0	0	0	0	0	0	0	0
<b>Total:</b>	<b>1</b>	<b>0</b>	<b>0</b>	<b>0</b>	<b>1</b>	<b>0</b>	<b>0</b>	<b>0</b>

Female-headed Households:

Total	1	0	1
-------	---	---	---

Income Catearorv:

	Owner	Renter	Total	Person
Extremely Low	0	0	0	0
Low Mod	0	0	0	0
Moderate	1	0	1	0
Non Low Moderate	0	0	0	0
Total	1	0	1	0
Percent Low/Mod	100.0%		100.0%	

**Annual Accomplishments**

Years	Accomplishment Narrative	# Benefitting
2021	New exterior and interior drainage. Revised for flat roof repair; \$5,700.00.	

**PGM Year:** 2021  
**Project:** 0004 - Public Information and Advertising  
**IDIS Activity:** 2785 - Public Information

Status: Completed 3/28/2023 12:08:14 PM  
 Location: ,  
 Objective:  
 Outcome:  
 Matrix Code: Public Information (21C) National Objective:

**Activity to prevent, prepare for, and respond to Coronavirus:** No  
**Initial Funding Date:** 03/08/2022

**Description:**  
 Costs for publishing the ads in the newspapers to inform the public our the annual action plans, consolidated plans and the caper, along with advertising our housing rehabilitation program.

**Financing**

	Fund Type	Grant Year	Grant	Funded Amount	Drawn In Program Year	Drawn Thru Program Year
CDBG	EN	2021	B21MC360010	\$2,000.00	\$1,495.73	\$2,000.00
<b>Total</b>	<b>Total</b>			<b>\$2,000.00</b>	<b>\$1,495.73</b>	<b>\$2,000.00</b>

**Proposed Accomplishments**

**Actual Accomplishments**

Number assisted:	Owner		Renter		Total		Person	
	Total	Hispanic	Total	Hispanic	Total	Hispanic	Total	Hispanic
White:					0	0		
Black/African American:					0	0		
Asian:					0	0		
American Indian/Alaskan Native:					0	0		
Native Hawaiian/Other Pacific Islander:					0	0		
American Indian/Alaskan Native & White:					0	0		
Asian White:					0	0		
Black/African American & White:					0	0		
American Indian/Alaskan Native & Black/African American:					0	0		
Other multi-racial:					0	0		
Asian/Pacific Islander:					0	0		
Hispanic:					0	0		
<b>Total:</b>	<b>0</b>	<b>0</b>	<b>0</b>	<b>0</b>	<b>0</b>	<b>0</b>	<b>0</b>	<b>0</b>

Female-headed Households: 0

*Income Catearorv:*

	Owner	Renter	Total	Person
Extremely Low			0	
Low Mod			0	
Moderate			0	
Non Low Moderate			0	
Total	0	0	0	0
Percent Low/Mod				

**Annual Accomplishments**

No data returned for this view. This might be because the applied filter excludes all data.

**PGM Year:** 2021  
**Project:** 0012 - Village of Williamsville Historic Section House  
**IDIS Activity:** 2786 - Restoration of Historic Section House in Williamsville

Status: Open Objective: Create suitable living environments  
 Location: 150 Milton St Williamsville, NY 14221-6658 Outcome: Sustainability  
 Matrix Code: Non-Residential Historic Preservation National Objective: SBS

**Activity to prevent, prepare for, and respond to Coronavirus:** No  
**Initial Funding Date:** 03/08/2022

**Description:**  
 Restoration and stabilization of the Lehigh Valley Historic Section House in the Village of Williamsville.

**Financing**

	Fund Type	Grant Year	Grant	Funded Amount	Drawn In Program Year	Drawn Thru Program Year
CDBG	EN	2020	B20MC360010	\$15,409.37	\$817.84	\$15,409.37
		2021	B21MC360010	\$44,807.00	\$41,317.16	\$41,317.16
<b>Total</b>	<b>Total</b>			<b>\$60,216.37</b>	<b>\$42,135.00</b>	<b>\$56,726.53</b>

**Proposed Accomplishments**

Organizations : 1

**Annual Accomplishments**

Years	Accomplishment Narrative	# Benefiting
2021	Stabilization and restoration of the exterior of the historic Lehigh Valley Section House in the Village of Williamsville.	



**PGM Year:** 2020  
**Project:** 0044 - CV - Center for Elder Law and Justice  
**IDIS Activity:** 2787 - The Center for Elder Law and Justice

Status: Completed 1/25/2023 1:16:52 PM Objective: Provide decent affordable housing  
 Location: 438 Main St Ste 1200 Buffalo, NY 14202-3207 Outcome: Affordability  
 Matrix Code: Legal Services (05C) National Objective: LMC

**Activity to prevent, prepare for, and respond to Coronavirus:** Yes  
**Initial Funding Date:** 03/08/2022

**Description:**  
 Free legal services for low-income senior Amherst residents who may lose their housing due to COVID.

**Financing**

	Fund Type	Grant Year	Grant	Funded Amount	Drawn In Program Year	Drawn Thru Program Year
CDBG	EN	2020	B20MW360010	\$19,826.00	\$6,665.00	\$19,826.00
<b>Total</b>	<b>Total</b>			<b>\$19,826.00</b>	<b>\$6,665.00</b>	<b>\$19,826.00</b>

**Proposed Accomplishments**

People (General) : 50

**Actual Accomplishments**

Number assisted:	Owner		Renter		Total		Person	
	Total	Hispanic	Total	Hispanic	Total	Hispanic	Total	Hispanic
White:	0	0	0	0	0	0	23	0
Black/African American:	0	0	0	0	0	0	0	0
Asian:	0	0	0	0	0	0	0	0
American Indian/Alaskan Native:	0	0	0	0	0	0	0	0
Native Hawaiian/Other Pacific Islander:	0	0	0	0	0	0	0	0
American Indian/Alaskan Native & White:	0	0	0	0	0	0	0	0
Asian White:	0	0	0	0	0	0	0	0
Black/African American & White:	0	0	0	0	0	0	0	0
American Indian/Alaskan Native & Black/African American:	0	0	0	0	0	0	0	0
Other multi-racial:	0	0	0	0	0	0	0	0
Asian/Pacific Islander:	0	0	0	0	0	0	0	0
Hispanic:	0	0	0	0	0	0	0	0
<b>Total:</b>	<b>0</b>	<b>0</b>	<b>0</b>	<b>0</b>	<b>0</b>	<b>0</b>	<b>23</b>	<b>0</b>

Female-headed Households: 0

*Income Category:*

	Owner	Renter	Total	Person
Extremely Low	0	0	0	8
Low Mod	0	0	0	6
Moderate	0	0	0	9
Non Low Moderate	0	0	0	0
Total	0	0	0	23
Percent Low/Mod				100.0%

**Annual Accomplishments**

Years	Accomplishment Narrative	# Benefitting
2021	From 4/1/2021-12/31/2021 18 senior clients were assisted with legal services related to housing. From 1/1/22-3/31/22, 5 clients were assisted.	
2022	From 4/1/22-6/30/22 one client was assisted. From 7/1/22-9/30/22, 2 clients were assisted.	

**PGM Year:** 2020  
**Project:** 0019 - Amherst Acquisition-Rehab/New Construction-Resale (HOME & CDBG)  
**IDIS Activity:** 2789 - 44 Sunset Court

Status: Open Objective: Provide decent affordable housing  
 Location: 44 Sunset Ct Amherst, NY 14228-1644 Outcome: Affordability  
 Matrix Code: Acquisition of Real Property (01) National Objective: LMH

**Activity to prevent, prepare for, and respond to Coronavirus:** No

**Initial Funding Date:** 03/23/2022

**Description:**

Acquisition and New Construction of a single-family home to sell to an income eligible first-time homebuyer.

**Financing**

	Fund Type	Grant Year	Grant	Funded Amount	Drawn In Program Year	Drawn Thru Program Year
CDBG	EN	2020	B20MC360010	\$8,000.00	\$5,070.00	\$5,070.00
<b>Total</b>	<b>Total</b>			<b>\$8,000.00</b>	<b>\$5,070.00</b>	<b>\$5,070.00</b>

**Proposed Accomplishments**

Housing Units : 1

**Actual Accomplishments**

Number assisted:

	Owner		Renter		Total		Person	
	Total	Hispanic	Total	Hispanic	Total	Hispanic	Total	Hispanic
White:	0	0	0	0	0	0	0	0
Black/African American:	0	0	0	0	0	0	0	0
Asian:	0	0	0	0	0	0	0	0
American Indian/Alaskan Native:	0	0	0	0	0	0	0	0
Native Hawaiian/Other Pacific Islander:	0	0	0	0	0	0	0	0
American Indian/Alaskan Native & White:	0	0	0	0	0	0	0	0
Asian White:	0	0	0	0	0	0	0	0
Black/African American & White:	0	0	0	0	0	0	0	0
American Indian/Alaskan Native & Black/African American:	0	0	0	0	0	0	0	0
Other multi-racial:	0	0	0	0	0	0	0	0
Asian/Pacific Islander:	0	0	0	0	0	0	0	0
Hispanic:	0	0	0	0	0	0	0	0
<b>Total:</b>	<b>0</b>	<b>0</b>	<b>0</b>	<b>0</b>	<b>0</b>	<b>0</b>	<b>0</b>	<b>0</b>

Female-headed Households:

Total	0	0	0
-------	---	---	---

Income Catearorv:

	Owner	Renter	Total	Person
Extremely Low	0	0	0	0
Low Mod	0	0	0	0
Moderate	0	0	0	0
Non Low Moderate	0	0	0	0
Total	0	0	0	0

Percent Low/Mod

**Annual Accomplishments**

**PGM Year:** 2021  
**Project:** 0001 - Amherst CDBG Housing Rehabilitation  
**IDIS Activity:** 2790 - 47 Wisteria Avenue

Status: Completed 8/31/2022 12:58:47 PM Objective: Provide decent affordable housing  
 Location: 47 Wisteria Ave Amherst, NY 14226-2213 Outcome: Affordability  
 Matrix Code: Rehab; Single-Unit Residential (14A) National Objective: LMH

**Activity to prevent, prepare for, and respond to Coronavirus:** No  
**Initial Funding Date:** 04/05/2022

**Description:**  
 Moderate Rehab

**Financing**

	Fund Type	Grant Year	Grant	Funded Amount	Drawn In Program Year	Drawn Thru Program Year
CDBG	RL			\$8,900.00	\$8,900.00	\$8,900.00
<b>Total</b>	<b>Total</b>			<b>\$8,900.00</b>	<b>\$8,900.00</b>	<b>\$8,900.00</b>

**Proposed Accomplishments**

Housing Units : 1

**Actual Accomplishments**

<i>Number assisted:</i>	<b>Owner</b>		<b>Renter</b>		<b>Total</b>		<b>Person</b>	
	Total	Hispanic	Total	Hispanic	Total	Hispanic	Total	Hispanic
White:	1	0	0	0	1	0	0	0
Black/African American:	0	0	0	0	0	0	0	0
Asian:	0	0	0	0	0	0	0	0
American Indian/Alaskan Native:	0	0	0	0	0	0	0	0
Native Hawaiian/Other Pacific Islander:	0	0	0	0	0	0	0	0
American Indian/Alaskan Native & White:	0	0	0	0	0	0	0	0
Asian White:	0	0	0	0	0	0	0	0
Black/African American & White:	0	0	0	0	0	0	0	0
American Indian/Alaskan Native & Black/African American:	0	0	0	0	0	0	0	0
Other multi-racial:	0	0	0	0	0	0	0	0
Asian/Pacific Islander:	0	0	0	0	0	0	0	0
Hispanic:	0	0	0	0	0	0	0	0
<b>Total:</b>	<b>1</b>	<b>0</b>	<b>0</b>	<b>0</b>	<b>1</b>	<b>0</b>	<b>0</b>	<b>0</b>

Female-headed Households: 1 0 1

*Income Catearv:*

	<b>Owner</b>	<b>Renter</b>	<b>Total</b>	<b>Person</b>
Extremely Low	0	0	0	0
Low Mod	0	0	0	0
Moderate	1	0	1	0
Non Low Moderate	0	0	0	0
Total	1	0	1	0
Percent Low/Mod	100.0%		100.0%	

**Annual Accomplishments**

Years	Accomplishment Narrative	# Benefiting
2022	New furnace, air conditioner and hot water tank.	

**PGM Year:** 2020  
**Project:** 0040 - CV - Emergency Rental Assistance (CDBG)  
**IDIS Activity:** 2792 - TBRA-28 Oxford Avenue, Apt. B

Status: Completed 8/31/2022 12:49:18 PM Objective: Provide decent affordable housing  
 Location: 28 Oxford Ave Amherst, NY 14226-2840 Outcome: Affordability  
 Matrix Code: Rental Housing Subsidies (05S) National Objective: LMH

**Activity to prevent, prepare for, and respond to Coronavirus:** Yes  
**Initial Funding Date:** 04/25/2022

**Description:**  
 Emergency rental assistance up to 6 months.

**Financing**

	Fund Type	Grant Year	Grant	Funded Amount	Drawn In Program Year	Drawn Thru Program Year
CDBG	EN	2020	B20MW360010	\$691.00	\$691.00	\$691.00
<b>Total</b>	<b>Total</b>			<b>\$691.00</b>	<b>\$691.00</b>	<b>\$691.00</b>

**Proposed Accomplishments**

Households (General) : 1

**Actual Accomplishments**

Number assisted:	Owner		Renter		Total		Person	
	Total	Hispanic	Total	Hispanic	Total	Hispanic	Total	Hispanic
White:	0	0	0	0	0	0	0	0
Black/African American:	0	0	1	0	1	0	0	0
Asian:	0	0	0	0	0	0	0	0
American Indian/Alaskan Native:	0	0	0	0	0	0	0	0
Native Hawaiian/Other Pacific Islander:	0	0	0	0	0	0	0	0
American Indian/Alaskan Native & White:	0	0	0	0	0	0	0	0
Asian White:	0	0	0	0	0	0	0	0
Black/African American & White:	0	0	0	0	0	0	0	0
American Indian/Alaskan Native & Black/African American:	0	0	0	0	0	0	0	0
Other multi-racial:	0	0	0	0	0	0	0	0
Asian/Pacific Islander:	0	0	0	0	0	0	0	0
Hispanic:	0	0	0	0	0	0	0	0
<b>Total:</b>	<b>0</b>	<b>0</b>	<b>1</b>	<b>0</b>	<b>1</b>	<b>0</b>	<b>0</b>	<b>0</b>

Female-headed Households: 0 1 1

*Income Category:*

	Owner	Renter	Total	Person
Extremely Low	0	0	0	0
Low Mod	0	1	1	0
Moderate	0	0	0	0
Non Low Moderate	0	0	0	0
Total	0	1	1	0
Percent Low/Mod		100.0%	100.0%	

**Annual Accomplishments**

Years	Accomplishment Narrative	# Benefitting
2022	Provided 2 months of emergency rental payments for this household.	

**PGM Year:** 2020  
**Project:** 0040 - CV - Emergency Rental Assistance (CDBG)  
**IDIS Activity:** 2793 - TBRA-4410 Main Street, Apt. 2

Status: Completed 5/26/2022 9:18:26 AM Objective: Provide decent affordable housing  
 Location: 4410 Main St Apt 2 Amherst, NY 14226-4403 Outcome: Affordability  
 Matrix Code: Rental Housing Subsidies (05S) National Objective: LMH

**Activity to prevent, prepare for, and respond to Coronavirus:** Yes  
**Initial Funding Date:** 04/25/2022

**Description:**  
 Emergency rental assistance for up to 6 months.

**Financing**

	Fund Type	Grant Year	Grant	Funded Amount	Drawn In Program Year	Drawn Thru Program Year
CDBG	EN	2020	B20MW360010	\$3,330.00	\$3,330.00	\$3,330.00
<b>Total</b>	<b>Total</b>			<b>\$3,330.00</b>	<b>\$3,330.00</b>	<b>\$3,330.00</b>

**Proposed Accomplishments**

Households (General) : 1

**Actual Accomplishments**

<i>Number assisted:</i>	<b>Owner</b>		<b>Renter</b>		<b>Total</b>		<b>Person</b>	
	Total	Hispanic	Total	Hispanic	Total	Hispanic	Total	Hispanic
White:	0	0	1	0	1	0	0	0
Black/African American:	0	0	0	0	0	0	0	0
Asian:	0	0	0	0	0	0	0	0
American Indian/Alaskan Native:	0	0	0	0	0	0	0	0
Native Hawaiian/Other Pacific Islander:	0	0	0	0	0	0	0	0
American Indian/Alaskan Native & White:	0	0	0	0	0	0	0	0
Asian White:	0	0	0	0	0	0	0	0
Black/African American & White:	0	0	0	0	0	0	0	0
American Indian/Alaskan Native & Black/African American:	0	0	0	0	0	0	0	0
Other multi-racial:	0	0	0	0	0	0	0	0
Asian/Pacific Islander:	0	0	0	0	0	0	0	0
Hispanic:	0	0	0	0	0	0	0	0
<b>Total:</b>	<b>0</b>	<b>0</b>	<b>1</b>	<b>0</b>	<b>1</b>	<b>0</b>	<b>0</b>	<b>0</b>

Female-headed Households: 0 1 1

*Income Category:*

	<b>Owner</b>	<b>Renter</b>	<b>Total</b>	<b>Person</b>
Extremely Low	0	0	0	0
Low Mod	0	1	1	0
Moderate	0	0	0	0
Non Low Moderate	0	0	0	0
Total	0	1	1	0
Percent Low/Mod		100.0%	100.0%	

**Annual Accomplishments**

<b>Years</b>	<b>Accomplishment Narrative</b>	<b># Benefiting</b>
2022	Emergency rental assistance payments for 3 months.	

**PGM Year:** 2020  
**Project:** 0040 - CV - Emergency Rental Assistance (CDBG)  
**IDIS Activity:** 2794 - TBRA-133 D Travers Boulevard

Status: Completed 8/31/2022 12:49:05 PM Objective: Provide decent affordable housing  
 Location: 133 Travers Blvd Apt D Amherst, NY 14228-1712 Outcome: Affordability  
 Matrix Code: Rental Housing Subsidies (05S) National Objective: LMH

**Activity to prevent, prepare for, and respond to Coronavirus:** Yes  
**Initial Funding Date:** 04/25/2022

**Description:**  
 Emergency rental assistance up to 6 months.

**Financing**

	Fund Type	Grant Year	Grant	Funded Amount	Drawn In Program Year	Drawn Thru Program Year
CDBG	EN	2020	B20MW360010	\$3,018.00	\$3,018.00	\$3,018.00
<b>Total</b>	<b>Total</b>			<b>\$3,018.00</b>	<b>\$3,018.00</b>	<b>\$3,018.00</b>

**Proposed Accomplishments**

Households (General) : 1

**Actual Accomplishments**

<i>Number assisted:</i>	<b>Owner</b>		<b>Renter</b>		<b>Total</b>		<b>Person</b>	
	Total	Hispanic	Total	Hispanic	Total	Hispanic	Total	Hispanic
White:	0	0	0	0	0	0	0	0
Black/African American:	0	0	0	0	0	0	0	0
Asian:	0	0	0	0	0	0	0	0
American Indian/Alaskan Native:	0	0	0	0	0	0	0	0
Native Hawaiian/Other Pacific Islander:	0	0	0	0	0	0	0	0
American Indian/Alaskan Native & White:	0	0	0	0	0	0	0	0
Asian White:	0	0	0	0	0	0	0	0
Black/African American & White:	0	0	0	0	0	0	0	0
American Indian/Alaskan Native & Black/African American:	0	0	0	0	0	0	0	0
Other multi-racial:	0	0	1	0	1	0	0	0
Asian/Pacific Islander:	0	0	0	0	0	0	0	0
Hispanic:	0	0	0	0	0	0	0	0
<b>Total:</b>	<b>0</b>	<b>0</b>	<b>1</b>	<b>0</b>	<b>1</b>	<b>0</b>	<b>0</b>	<b>0</b>

Female-headed Households: 0 0 0

*Income Catearv:*

	<b>Owner</b>	<b>Renter</b>	<b>Total</b>	<b>Person</b>
Extremely Low	0	0	0	0
Low Mod	0	0	0	0
Moderate	0	1	1	0
Non Low Moderate	0	0	0	0
<b>Total</b>	<b>0</b>	<b>1</b>	<b>1</b>	<b>0</b>
Percent Low/Mod		100.0%	100.0%	

**Annual Accomplishments**

<b>Years</b>	<b>Accomplishment Narrative</b>	<b># Benefitting</b>
2022	Up to 6 months of emergency rental assistance.	

**PGM Year:** 2020  
**Project:** 0040 - CV - Emergency Rental Assistance (CDBG)  
**IDIS Activity:** 2795 - TBRA-467 B Allenhurst Road

Status: Completed 8/31/2022 12:48:45 PM Objective: Provide decent affordable housing  
 Location: 467B Allenhurst Rd Amherst, NY 14226-2873 Outcome: Affordability  
 Matrix Code: Rental Housing Subsidies (05S) National Objective: LMH

**Activity to prevent, prepare for, and respond to Coronavirus:** Yes  
**Initial Funding Date:** 04/25/2022

**Description:**  
 Emergency rental assistance up to 6 months.

**Financing**

	Fund Type	Grant Year	Grant	Funded Amount	Drawn In Program Year	Drawn Thru Program Year
CDBG	EN	2020	B20MW360010	\$1,974.00	\$1,974.00	\$1,974.00
<b>Total</b>	<b>Total</b>			<b>\$1,974.00</b>	<b>\$1,974.00</b>	<b>\$1,974.00</b>

**Proposed Accomplishments**

Households (General) : 1

**Actual Accomplishments**

Number assisted:	Owner		Renter		Total		Person	
	Total	Hispanic	Total	Hispanic	Total	Hispanic	Total	Hispanic
White:	0	0	0	0	0	0	0	0
Black/African American:	0	0	1	0	1	0	0	0
Asian:	0	0	0	0	0	0	0	0
American Indian/Alaskan Native:	0	0	0	0	0	0	0	0
Native Hawaiian/Other Pacific Islander:	0	0	0	0	0	0	0	0
American Indian/Alaskan Native & White:	0	0	0	0	0	0	0	0
Asian White:	0	0	0	0	0	0	0	0
Black/African American & White:	0	0	0	0	0	0	0	0
American Indian/Alaskan Native & Black/African American:	0	0	0	0	0	0	0	0
Other multi-racial:	0	0	0	0	0	0	0	0
Asian/Pacific Islander:	0	0	0	0	0	0	0	0
Hispanic:	0	0	0	0	0	0	0	0
<b>Total:</b>	<b>0</b>	<b>0</b>	<b>1</b>	<b>0</b>	<b>1</b>	<b>0</b>	<b>0</b>	<b>0</b>
Female-headed Households:	0		1		1			

*Income Category:*

	Owner	Renter	Total	Person
Extremely Low	0	0	0	0
Low Mod	0	1	1	0
Moderate	0	0	0	0
Non Low Moderate	0	0	0	0
Total	0	1	1	0
Percent Low/Mod		100.0%	100.0%	

**Annual Accomplishments**

Years	Accomplishment Narrative	# Benefitting
2022	6 months of back rental payments.	

**PGM Year:** 2020  
**Project:** 0040 - CV - Emergency Rental Assistance (CDBG)  
**IDIS Activity:** 2796 - TBRA-134 A Travers Boulevard

Status: Completed 8/31/2022 12:48:35 PM Objective: Provide decent affordable housing  
 Location: 134 Travers Blvd Apt A Amherst, NY 14228-1713 Outcome: Affordability  
 Matrix Code: Rental Housing Subsidies (05S) National Objective: LMH

**Activity to prevent, prepare for, and respond to Coronavirus:** Yes  
**Initial Funding Date:** 04/25/2022

**Description:**  
 Emergency rental assistance up to 6 months.

**Financing**

	Fund Type	Grant Year	Grant	Funded Amount	Drawn In Program Year	Drawn Thru Program Year
CDBG	EN	2020	B20MW360010	\$2,281.00	\$2,281.00	\$2,281.00
<b>Total</b>	<b>Total</b>			<b>\$2,281.00</b>	<b>\$2,281.00</b>	<b>\$2,281.00</b>

**Proposed Accomplishments**

Households (General) : 1

**Actual Accomplishments**

<i>Number assisted:</i>	<b>Owner</b>		<b>Renter</b>		<b>Total</b>		<b>Person</b>	
	Total	Hispanic	Total	Hispanic	Total	Hispanic	Total	Hispanic
White:	0	0	0	0	0	0	0	0
Black/African American:	0	0	1	0	1	0	0	0
Asian:	0	0	0	0	0	0	0	0
American Indian/Alaskan Native:	0	0	0	0	0	0	0	0
Native Hawaiian/Other Pacific Islander:	0	0	0	0	0	0	0	0
American Indian/Alaskan Native & White:	0	0	0	0	0	0	0	0
Asian White:	0	0	0	0	0	0	0	0
Black/African American & White:	0	0	0	0	0	0	0	0
American Indian/Alaskan Native & Black/African American:	0	0	0	0	0	0	0	0
Other multi-racial:	0	0	0	0	0	0	0	0
Asian/Pacific Islander:	0	0	0	0	0	0	0	0
Hispanic:	0	0	0	0	0	0	0	0
<b>Total:</b>	<b>0</b>	<b>0</b>	<b>1</b>	<b>0</b>	<b>1</b>	<b>0</b>	<b>0</b>	<b>0</b>
Female-headed Households:	0		0		0			

*Income Category:*

	<b>Owner</b>	<b>Renter</b>	<b>Total</b>	<b>Person</b>
Extremely Low	0	1	1	0
Low Mod	0	0	0	0
Moderate	0	0	0	0
Non Low Moderate	0	0	0	0
Total	0	1	1	0
Percent Low/Mod		100.0%	100.0%	

**Annual Accomplishments**

<b>Years</b>	<b>Accomplishment Narrative</b>	<b># Benefitting</b>
2022	6 months of emergency rental assistance.	



<b>PGM Year:</b>	2020		
<b>Project:</b>	0040 - CV - Emergency Rental Assistance (CDBG)		
<b>IDIS Activity:</b>	2797 - TBRA-6 East Spring Street, Apt. 25		
<b>Status:</b>	Completed 8/31/2022 12:48:23 PM	<b>Objective:</b>	Provide decent affordable housing
<b>Location:</b>	6 E Spring St Williamsville, NY 14221-5451	<b>Outcome:</b>	Affordability
		<b>Matrix Code:</b>	Rental Housing Subsidies (05S) <span style="float: right;"><b>National Objective:</b> LMH</span>

**Activity to prevent, prepare for, and respond to Coronavirus:** Yes  
**Initial Funding Date:** 04/25/2022

**Description:**  
 Emergency rental assistance up to 6 months.

**Financing**

	Fund Type	Grant Year	Grant	Funded Amount	Drawn In Program Year	Drawn Thru Program Year
CDBG	EN	2020	B20MW360010	\$4,890.00	\$4,890.00	\$4,890.00
<b>Total</b>	<b>Total</b>			<b>\$4,890.00</b>	<b>\$4,890.00</b>	<b>\$4,890.00</b>

**Proposed Accomplishments**

Households (General) : 1

**Actual Accomplishments**

<i>Number assisted:</i>	<b>Owner</b>		<b>Renter</b>		<b>Total</b>		<b>Person</b>	
	Total	Hispanic	Total	Hispanic	Total	Hispanic	Total	Hispanic
White:	0	0	1	0	1	0	0	0
Black/African American:	0	0	0	0	0	0	0	0
Asian:	0	0	0	0	0	0	0	0
American Indian/Alaskan Native:	0	0	0	0	0	0	0	0
Native Hawaiian/Other Pacific Islander:	0	0	0	0	0	0	0	0
American Indian/Alaskan Native & White:	0	0	0	0	0	0	0	0
Asian White:	0	0	0	0	0	0	0	0
Black/African American & White:	0	0	0	0	0	0	0	0
American Indian/Alaskan Native & Black/African American:	0	0	0	0	0	0	0	0
Other multi-racial:	0	0	0	0	0	0	0	0
Asian/Pacific Islander:	0	0	0	0	0	0	0	0
Hispanic:	0	0	0	0	0	0	0	0
<b>Total:</b>	<b>0</b>	<b>0</b>	<b>1</b>	<b>0</b>	<b>1</b>	<b>0</b>	<b>0</b>	<b>0</b>

Female-headed Households: 0 0 1

*Income Category:*

	<b>Owner</b>	<b>Renter</b>	<b>Total</b>	<b>Person</b>
Extremely Low	0	0	0	0
Low Mod	0	1	1	0
Moderate	0	0	0	0
Non Low Moderate	0	0	0	0
Total	0	1	1	0
Percent Low/Mod		100.0%	100.0%	

**Annual Accomplishments**

<b>Years</b>	<b>Accomplishment Narrative</b>	<b># Benefitting</b>
2022	4 months of rental assistance provided.	

**PGM Year:** 2020  
**Project:** 0040 - CV - Emergency Rental Assistance (CDBG)  
**IDIS Activity:** 2798 - TBRA-82 Brant Street, Apt. 2

Status: Completed 8/31/2022 12:48:10 PM Objective: Provide decent affordable housing  
 Location: 82 Brant St Apt 2 Amherst, NY 14226-3113 Outcome: Affordability  
 Matrix Code: Rental Housing Subsidies (05S) National Objective: LMH

**Activity to prevent, prepare for, and respond to Coronavirus:** Yes  
**Initial Funding Date:** 04/25/2022

**Description:**  
 Emergency rental assistance up to six months.

**Financing**

	Fund Type	Grant Year	Grant	Funded Amount	Drawn In Program Year	Drawn Thru Program Year
CDBG	EN	2020	B20MW360010	\$438.71	\$438.71	\$438.71
<b>Total</b>	<b>Total</b>			<b>\$438.71</b>	<b>\$438.71</b>	<b>\$438.71</b>

**Proposed Accomplishments**

Households (General) : 1

**Actual Accomplishments**

Number assisted:	Owner		Renter		Total		Person	
	Total	Hispanic	Total	Hispanic	Total	Hispanic	Total	Hispanic
White:	0	0	0	0	0	0	0	0
Black/African American:	0	0	1	0	1	0	0	0
Asian:	0	0	0	0	0	0	0	0
American Indian/Alaskan Native:	0	0	0	0	0	0	0	0
Native Hawaiian/Other Pacific Islander:	0	0	0	0	0	0	0	0
American Indian/Alaskan Native & White:	0	0	0	0	0	0	0	0
Asian White:	0	0	0	0	0	0	0	0
Black/African American & White:	0	0	0	0	0	0	0	0
American Indian/Alaskan Native & Black/African American:	0	0	0	0	0	0	0	0
Other multi-racial:	0	0	0	0	0	0	0	0
Asian/Pacific Islander:	0	0	0	0	0	0	0	0
Hispanic:	0	0	0	0	0	0	0	0
<b>Total:</b>	<b>0</b>	<b>0</b>	<b>1</b>	<b>0</b>	<b>1</b>	<b>0</b>	<b>0</b>	<b>0</b>

Female-headed Households: 0 1 1

**Income Category:**

	Owner	Renter	Total	Person
Extremely Low	0	1	1	0
Low Mod	0	0	0	0
Moderate	0	0	0	0
Non Low Moderate	0	0	0	0
Total	0	1	1	0
Percent Low/Mod		100.0%	100.0%	

**Annual Accomplishments**

Years	Accomplishment Narrative	# Benefitting
2022	Rental assistance for 4 months.	

**PGM Year:** 2020  
**Project:** 0040 - CV - Emergency Rental Assistance (CDBG)  
**IDIS Activity:** 2799 - TBRA-83 Garnet Road, Apt. 3

Status: Completed 8/31/2022 12:47:57 PM Objective: Provide decent affordable housing  
 Location: 83 Garnet Rd Apt 3 Amherst, NY 14226-2506 Outcome: Affordability  
 Matrix Code: Rental Housing Subsidies (05S) National Objective: LMH

**Activity to prevent, prepare for, and respond to Coronavirus:** Yes  
**Initial Funding Date:** 04/25/2022

**Description:**  
 Emergency rental assistance up to 6 months.

**Financing**

	Fund Type	Grant Year	Grant	Funded Amount	Drawn In Program Year	Drawn Thru Program Year
CDBG	EN	2020	B20MW360010	\$3,438.00	\$3,438.00	\$3,438.00
<b>Total</b>	<b>Total</b>			<b>\$3,438.00</b>	<b>\$3,438.00</b>	<b>\$3,438.00</b>

**Proposed Accomplishments**

Households (General) : 1

**Actual Accomplishments**

Number assisted:	Owner		Renter		Total		Person	
	Total	Hispanic	Total	Hispanic	Total	Hispanic	Total	Hispanic
White:	0	0	0	0	0	0	0	0
Black/African American:	0	0	1	0	1	0	0	0
Asian:	0	0	0	0	0	0	0	0
American Indian/Alaskan Native:	0	0	0	0	0	0	0	0
Native Hawaiian/Other Pacific Islander:	0	0	0	0	0	0	0	0
American Indian/Alaskan Native & White:	0	0	0	0	0	0	0	0
Asian White:	0	0	0	0	0	0	0	0
Black/African American & White:	0	0	0	0	0	0	0	0
American Indian/Alaskan Native & Black/African American:	0	0	0	0	0	0	0	0
Other multi-racial:	0	0	0	0	0	0	0	0
Asian/Pacific Islander:	0	0	0	0	0	0	0	0
Hispanic:	0	0	0	0	0	0	0	0
<b>Total:</b>	<b>0</b>	<b>0</b>	<b>1</b>	<b>0</b>	<b>1</b>	<b>0</b>	<b>0</b>	<b>0</b>
Female-headed Households:	0		1		1			

*Income Category:*

	Owner	Renter	Total	Person
Extremely Low	0	0	0	0
Low Mod	0	1	1	0
Moderate	0	0	0	0
Non Low Moderate	0	0	0	0
Total	0	1	1	0
Percent Low/Mod		100.0%	100.0%	

**Annual Accomplishments**

Years	Accomplishment Narrative	# Benefitting
2022	Emergency rental assistance for 5 months.	

**PGM Year:** 2020  
**Project:** 0040 - CV - Emergency Rental Assistance (CDBG)  
**IDIS Activity:** 2800 - TBRA-107 Travers Blvd.

Status: Completed 8/31/2022 12:47:45 PM Objective: Provide decent affordable housing  
 Location: 107 Travers Blvd Amherst, NY 14228-1702 Outcome: Affordability  
 Matrix Code: Rental Housing Subsidies (05S) National Objective: LMH

**Activity to prevent, prepare for, and respond to Coronavirus:** Yes  
**Initial Funding Date:** 04/25/2022

**Description:**  
 Emergency rental assistance for up to 6 months.

**Financing**

	Fund Type	Grant Year	Grant	Funded Amount	Drawn In Program Year	Drawn Thru Program Year
CDBG	EN	2020	B20MW360010	\$6,000.00	\$6,000.00	\$6,000.00
<b>Total</b>	<b>Total</b>			<b>\$6,000.00</b>	<b>\$6,000.00</b>	<b>\$6,000.00</b>

**Proposed Accomplishments**

Households (General) : 1

**Actual Accomplishments**

Number assisted:	Owner		Renter		Total		Person	
	Total	Hispanic	Total	Hispanic	Total	Hispanic	Total	Hispanic
White:	0	0	0	0	0	0	0	0
Black/African American:	0	0	1	0	1	0	0	0
Asian:	0	0	0	0	0	0	0	0
American Indian/Alaskan Native:	0	0	0	0	0	0	0	0
Native Hawaiian/Other Pacific Islander:	0	0	0	0	0	0	0	0
American Indian/Alaskan Native & White:	0	0	0	0	0	0	0	0
Asian White:	0	0	0	0	0	0	0	0
Black/African American & White:	0	0	0	0	0	0	0	0
American Indian/Alaskan Native & Black/African American:	0	0	0	0	0	0	0	0
Other multi-racial:	0	0	0	0	0	0	0	0
Asian/Pacific Islander:	0	0	0	0	0	0	0	0
Hispanic:	0	0	0	0	0	0	0	0
<b>Total:</b>	<b>0</b>	<b>0</b>	<b>1</b>	<b>0</b>	<b>1</b>	<b>0</b>	<b>0</b>	<b>0</b>
Female-headed Households:	0		0		0			

*Income Category:*

	Owner	Renter	Total	Person
Extremely Low	0	0	0	0
Low Mod	0	1	1	0
Moderate	0	0	0	0
Non Low Moderate	0	0	0	0
Total	0	1	1	0
Percent Low/Mod		100.0%	100.0%	

**Annual Accomplishments**

Years	Accomplishment Narrative	# Benefitting
2022	Emergency rental assistance for 6 months.	

**PGM Year:** 2020  
**Project:** 0040 - CV - Emergency Rental Assistance (CDBG)  
**IDIS Activity:** 2801 - TBRA-119 Buckeye Road

Status: Completed 8/31/2022 12:47:31 PM Objective: Provide decent affordable housing  
 Location: 119 Buckeye Rd Amherst, NY 14226-2307 Outcome: Affordability  
 Matrix Code: Rental Housing Subsidies (05S) National Objective: LMH

**Activity to prevent, prepare for, and respond to Coronavirus:** Yes  
**Initial Funding Date:** 04/25/2022

**Description:**  
 Emergency rental assistance for up to 6 months.

**Financing**

	Fund Type	Grant Year	Grant	Funded Amount	Drawn In Program Year	Drawn Thru Program Year
CDBG	EN	2020	B20MW360010	\$2,600.00	\$2,600.00	\$2,600.00
<b>Total</b>	<b>Total</b>			<b>\$2,600.00</b>	<b>\$2,600.00</b>	<b>\$2,600.00</b>

**Proposed Accomplishments**

Households (General) : 1

**Actual Accomplishments**

Number assisted:	Owner		Renter		Total		Person	
	Total	Hispanic	Total	Hispanic	Total	Hispanic	Total	Hispanic
White:	0	0	0	0	0	0	0	0
Black/African American:	0	0	0	0	0	0	0	0
Asian:	0	0	0	0	0	0	0	0
American Indian/Alaskan Native:	0	0	0	0	0	0	0	0
Native Hawaiian/Other Pacific Islander:	0	0	0	0	0	0	0	0
American Indian/Alaskan Native & White:	0	0	0	0	0	0	0	0
Asian White:	0	0	0	0	0	0	0	0
Black/African American & White:	0	0	1	0	1	0	0	0
American Indian/Alaskan Native & Black/African American:	0	0	0	0	0	0	0	0
Other multi-racial:	0	0	0	0	0	0	0	0
Asian/Pacific Islander:	0	0	0	0	0	0	0	0
Hispanic:	0	0	0	0	0	0	0	0
<b>Total:</b>	<b>0</b>	<b>0</b>	<b>1</b>	<b>0</b>	<b>1</b>	<b>0</b>	<b>0</b>	<b>0</b>
Female-headed Households:	0		0		0			

*Income Category:*

	Owner	Renter	Total	Person
Extremely Low	0	0	0	0
Low Mod	0	0	0	0
Moderate	0	1	1	0
Non Low Moderate	0	0	0	0
Total	0	1	1	0
Percent Low/Mod		100.0%	100.0%	

**Annual Accomplishments**

Years	Accomplishment Narrative	# Benefitting
2022	Emergency rental assistance for 2 months.	

**PGM Year:** 2020  
**Project:** 0040 - CV - Emergency Rental Assistance (CDBG)  
**IDIS Activity:** 2802 - TBRA-139 D Travers Circle

Status: Completed 8/31/2022 12:47:13 PM Objective: Provide decent affordable housing  
 Location: 139 Travers Blvd Apt D Amherst, NY 14228-1716 Outcome: Affordability  
 Matrix Code: Rental Housing Subsidies (05S) National Objective: LMH

**Activity to prevent, prepare for, and respond to Coronavirus:** Yes  
**Initial Funding Date:** 04/26/2022

**Description:**  
 Emergency Rental assistance for up to 6 months.

**Financing**

	Fund Type	Grant Year	Grant	Funded Amount	Drawn In Program Year	Drawn Thru Program Year
CDBG	EN	2020	B20MW360010	\$1,841.12	\$1,841.12	\$1,841.12
<b>Total</b>	<b>Total</b>			<b>\$1,841.12</b>	<b>\$1,841.12</b>	<b>\$1,841.12</b>

**Proposed Accomplishments**

Households (General) : 1

**Actual Accomplishments**

Number assisted:

	Owner		Renter		Total		Person	
	Total	Hispanic	Total	Hispanic	Total	Hispanic	Total	Hispanic
White:	0	0	0	0	0	0	0	0
Black/African American:	0	0	1	0	1	0	0	0
Asian:	0	0	0	0	0	0	0	0
American Indian/Alaskan Native:	0	0	0	0	0	0	0	0
Native Hawaiian/Other Pacific Islander:	0	0	0	0	0	0	0	0
American Indian/Alaskan Native & White:	0	0	0	0	0	0	0	0
Asian White:	0	0	0	0	0	0	0	0
Black/African American & White:	0	0	0	0	0	0	0	0
American Indian/Alaskan Native & Black/African American:	0	0	0	0	0	0	0	0
Other multi-racial:	0	0	0	0	0	0	0	0
Asian/Pacific Islander:	0	0	0	0	0	0	0	0
Hispanic:	0	0	0	0	0	0	0	0
<b>Total:</b>	<b>0</b>	<b>0</b>	<b>1</b>	<b>0</b>	<b>1</b>	<b>0</b>	<b>0</b>	<b>0</b>

Female-headed Households:

0	1	1
---	---	---

Income Category:

	Owner	Renter	Total	Person
Extremely Low	0	1	1	0
Low Mod	0	0	0	0
Moderate	0	0	0	0
Non Low Moderate	0	0	0	0
Total	0	1	1	0
Percent Low/Mod		100.0%	100.0%	

**Annual Accomplishments**

Years	Accomplishment Narrative	# Benefiting
2022	Emergency rental assistance for 5 months.	

**PGM Year:** 2021  
**Project:** 0001 - Amherst CDBG Housing Rehabilitation  
**IDIS Activity:** 2803 - 382 Rosedale Boulevard

Status: Completed 3/28/2023 12:14:48 PM Objective: Provide decent affordable housing  
 Location: 382 Rosedale Blvd Amherst, NY 14226-2238 Outcome: Affordability  
 Matrix Code: Rehab; Single-Unit Residential (14A) National Objective: LMH

**Activity to prevent, prepare for, and respond to Coronavirus:** No  
**Initial Funding Date:** 05/03/2022

**Description:**  
 Moderate rehab

**Financing**

	Fund Type	Grant Year	Grant	Funded Amount	Drawn In Program Year	Drawn Thru Program Year
CDBG	PI			\$3,143.00	\$3,143.00	\$3,143.00
	RL			\$691.81	\$691.81	\$691.81
<b>Total</b>	<b>Total</b>			<b>\$3,834.81</b>	<b>\$3,834.81</b>	<b>\$3,834.81</b>

**Proposed Accomplishments**

Housing Units : 1

**Actual Accomplishments**

Number assisted:

	Owner		Renter		Total		Person	
	Total	Hispanic	Total	Hispanic	Total	Hispanic	Total	Hispanic
White:	1	0	0	0	1	0	0	0
Black/African American:	0	0	0	0	0	0	0	0
Asian:	0	0	0	0	0	0	0	0
American Indian/Alaskan Native:	0	0	0	0	0	0	0	0
Native Hawaiian/Other Pacific Islander:	0	0	0	0	0	0	0	0
American Indian/Alaskan Native & White:	0	0	0	0	0	0	0	0
Asian White:	0	0	0	0	0	0	0	0
Black/African American & White:	0	0	0	0	0	0	0	0
American Indian/Alaskan Native & Black/African American:	0	0	0	0	0	0	0	0
Other multi-racial:	0	0	0	0	0	0	0	0
Asian/Pacific Islander:	0	0	0	0	0	0	0	0
Hispanic:	0	0	0	0	0	0	0	0
<b>Total:</b>	<b>1</b>	<b>0</b>	<b>0</b>	<b>0</b>	<b>1</b>	<b>0</b>	<b>0</b>	<b>0</b>

Female-headed Households:

1	0	1
---	---	---

Income Catearorv:

	Owner	Renter	Total	Person
Extremely Low	0	0	0	0
Low Mod	1	0	1	0
Moderate	0	0	0	0
Non Low Moderate	0	0	0	0
Total	1	0	1	0
Percent Low/Mod	100.0%		100.0%	

**Annual Accomplishments**

Years	Accomplishment Narrative	# Benefitting
2022	Removal of dead pine tree, state funds of 859.00 too. Revised for concrete and foundation repair; \$3,143.00, state money of \$4,242.00.	

**PGM Year:** 2021  
**Project:** 0001 - Amherst CDBG Housing Rehabilitation  
**IDIS Activity:** 2804 - 1151 Flanders Court

Status: Open Objective: Provide decent affordable housing  
 Location: 1151 Flanders Ct E Amherst, NY 14051-1274 Outcome: Affordability  
 Matrix Code: Rehab; Single-Unit Residential (14A) National Objective: LMH

**Activity to prevent, prepare for, and respond to Coronavirus:** No  
**Initial Funding Date:** 05/03/2022

**Description:**  
 Moderate rehab

**Financing**

	Fund Type	Grant Year	Grant	Funded Amount	Drawn In Program Year	Drawn Thru Program Year
CDBG	RL			\$5,925.00	\$5,925.00	\$5,925.00
<b>Total</b>	<b>Total</b>			<b>\$5,925.00</b>	<b>\$5,925.00</b>	<b>\$5,925.00</b>

**Proposed Accomplishments**

Housing Units : 1

**Actual Accomplishments**

Number assisted:	Owner		Renter		Total		Person	
	Total	Hispanic	Total	Hispanic	Total	Hispanic	Total	Hispanic
White:	1	0	0	0	1	0	0	0
Black/African American:	0	0	0	0	0	0	0	0
Asian:	0	0	0	0	0	0	0	0
American Indian/Alaskan Native:	0	0	0	0	0	0	0	0
Native Hawaiian/Other Pacific Islander:	0	0	0	0	0	0	0	0
American Indian/Alaskan Native & White:	0	0	0	0	0	0	0	0
Asian White:	0	0	0	0	0	0	0	0
Black/African American & White:	0	0	0	0	0	0	0	0
American Indian/Alaskan Native & Black/African American:	0	0	0	0	0	0	0	0
Other multi-racial:	0	0	0	0	0	0	0	0
Asian/Pacific Islander:	0	0	0	0	0	0	0	0
Hispanic:	0	0	0	0	0	0	0	0
<b>Total:</b>	<b>1</b>	<b>0</b>	<b>0</b>	<b>0</b>	<b>1</b>	<b>0</b>	<b>0</b>	<b>0</b>
Female-headed Households:	1		0		1			

*Income Catearv:*

	Owner	Renter	Total	Person
Extremely Low	1	0	1	0
Low Mod	0	0	0	0
Moderate	0	0	0	0
Non Low Moderate	0	0	0	0
Total	1	0	1	0
Percent Low/Mod	100.0%		100.0%	

**Annual Accomplishments**

Years	Accomplishment Narrative	# Benefitting
2022	Sewer work completed.	



**PGM Year:** 2021  
**Project:** 0001 - Amherst CDBG Housing Rehabilitation  
**IDIS Activity:** 2805 - 82 Spruce Road

Status: Completed 3/28/2023 12:19:40 PM Objective: Provide decent affordable housing  
 Location: 82 Spruce Rd Amherst, NY 14226-2344 Outcome: Affordability  
 Matrix Code: Rehab; Single-Unit Residential (14A) National Objective: LMH

**Activity to prevent, prepare for, and respond to Coronavirus:** No  
**Initial Funding Date:** 05/04/2022

**Description:**  
 Moderate rehab

**Financing**

	Fund Type	Grant Year	Grant	Funded Amount	Drawn In Program Year	Drawn Thru Program Year
CDBG	EN	2019	B19MC360010	\$1,123.00	\$1,123.00	\$1,123.00
	RL			\$4,547.00	\$4,547.00	\$4,547.00
<b>Total</b>	<b>Total</b>			<b>\$5,670.00</b>	<b>\$5,670.00</b>	<b>\$5,670.00</b>

**Proposed Accomplishments**  
 Housing Units : 1

**Actual Accomplishments**

Number assisted:	Owner		Renter		Total		Person	
	Total	Hispanic	Total	Hispanic	Total	Hispanic	Total	Hispanic
White:	1	0	0	0	1	0	0	0
Black/African American:	0	0	0	0	0	0	0	0
Asian:	0	0	0	0	0	0	0	0
American Indian/Alaskan Native:	0	0	0	0	0	0	0	0
Native Hawaiian/Other Pacific Islander:	0	0	0	0	0	0	0	0
American Indian/Alaskan Native & White:	0	0	0	0	0	0	0	0
Asian White:	0	0	0	0	0	0	0	0
Black/African American & White:	0	0	0	0	0	0	0	0
American Indian/Alaskan Native & Black/African American:	0	0	0	0	0	0	0	0
Other multi-racial:	0	0	0	0	0	0	0	0
Asian/Pacific Islander:	0	0	0	0	0	0	0	0
Hispanic:	0	0	0	0	0	0	0	0
<b>Total:</b>	<b>1</b>	<b>0</b>	<b>0</b>	<b>0</b>	<b>1</b>	<b>0</b>	<b>0</b>	<b>0</b>

Female-headed Households: 0

*Income Catearv:*

	Owner	Renter	Total	Person
Extremely Low	0	0	0	0
Low Mod	0	0	0	0
Moderate	1	0	1	0
Non Low Moderate	0	0	0	0
Total	1	0	1	0
Percent Low/Mod	100.0%		100.0%	

**Annual Accomplishments**

Years	Accomplishment Narrative	# Benefitting
2022	Emergency outside plumbing repair, state funds of \$6,138.00 too.	

**PGM Year:** 2020  
**Project:** 0040 - CV - Emergency Rental Assistance (CDBG)  
**IDIS Activity:** 2806 - TBRA-261 Palmdale Drive

Status: Completed 8/31/2022 12:46:59 PM Objective: Provide decent affordable housing  
 Location: 261 Palmdale Dr Williamsville, NY 14221-4042 Outcome: Affordability  
 Matrix Code: Rental Housing Subsidies (05S) National Objective: LMH

**Activity to prevent, prepare for, and respond to Coronavirus:** Yes  
**Initial Funding Date:** 05/10/2022

**Description:**  
 Emergency rental assistance up to 6 months.

**Financing**

	Fund Type	Grant Year	Grant	Funded Amount	Drawn In Program Year	Drawn Thru Program Year
CDBG	EN	2020	B20MW360010	\$5,670.00	\$5,670.00	\$5,670.00
<b>Total</b>	<b>Total</b>			<b>\$5,670.00</b>	<b>\$5,670.00</b>	<b>\$5,670.00</b>

**Proposed Accomplishments**

Households (General) : 1

**Actual Accomplishments**

Number assisted:

	Owner		Renter		Total		Person	
	Total	Hispanic	Total	Hispanic	Total	Hispanic	Total	Hispanic
White:	0	0	1	0	1	0	0	0
Black/African American:	0	0	0	0	0	0	0	0
Asian:	0	0	0	0	0	0	0	0
American Indian/Alaskan Native:	0	0	0	0	0	0	0	0
Native Hawaiian/Other Pacific Islander:	0	0	0	0	0	0	0	0
American Indian/Alaskan Native & White:	0	0	0	0	0	0	0	0
Asian White:	0	0	0	0	0	0	0	0
Black/African American & White:	0	0	0	0	0	0	0	0
American Indian/Alaskan Native & Black/African American:	0	0	0	0	0	0	0	0
Other multi-racial:	0	0	0	0	0	0	0	0
Asian/Pacific Islander:	0	0	0	0	0	0	0	0
Hispanic:	0	0	0	0	0	0	0	0
<b>Total:</b>	<b>0</b>	<b>0</b>	<b>1</b>	<b>0</b>	<b>1</b>	<b>0</b>	<b>0</b>	<b>0</b>

Female-headed Households:

0 1 1

Income Category:

	Owner	Renter	Total	Person
Extremely Low	0	0	0	0
Low Mod	0	0	0	0
Moderate	0	1	1	0
Non Low Moderate	0	0	0	0
Total	0	1	1	0
Percent Low/Mod		100.0%	100.0%	

**Annual Accomplishments**

Years	Accomplishment Narrative	# Benefitting
2022	Emergency rental assistance of 4 months.	

**PGM Year:** 2020  
**Project:** 0040 - CV - Emergency Rental Assistance (CDBG)  
**IDIS Activity:** 2807 - TBRA-116 Berehaven Drive Right Side

Status: Completed 8/31/2022 12:46:30 PM Objective: Provide decent affordable housing  
 Location: 116 Berehaven Dr 116 Berehaven Drive Right Side Amherst, NY 14228-1873 Outcome: Affordability  
 Matrix Code: Rental Housing Subsidies (05S) National Objective: LMH

**Activity to prevent, prepare for, and respond to Coronavirus:** Yes  
**Initial Funding Date:** 05/10/2022

**Description:**  
 Emergency rental assistance up to 6 months.

**Financing**

	Fund Type	Grant Year	Grant	Funded Amount	Drawn In Program Year	Drawn Thru Program Year
CDBG	EN	2020	B20MW360010	\$2,463.28	\$2,463.28	\$2,463.28
<b>Total</b>	<b>Total</b>			<b>\$2,463.28</b>	<b>\$2,463.28</b>	<b>\$2,463.28</b>

**Proposed Accomplishments**

Households (General) : 1

**Actual Accomplishments**

Number assisted:

	Owner		Renter		Total		Person	
	Total	Hispanic	Total	Hispanic	Total	Hispanic	Total	Hispanic
White:	0	0	0	0	0	0	0	0
Black/African American:	0	0	1	0	1	0	0	0
Asian:	0	0	0	0	0	0	0	0
American Indian/Alaskan Native:	0	0	0	0	0	0	0	0
Native Hawaiian/Other Pacific Islander:	0	0	0	0	0	0	0	0
American Indian/Alaskan Native & White:	0	0	0	0	0	0	0	0
Asian White:	0	0	0	0	0	0	0	0
Black/African American & White:	0	0	0	0	0	0	0	0
American Indian/Alaskan Native & Black/African American:	0	0	0	0	0	0	0	0
Other multi-racial:	0	0	0	0	0	0	0	0
Asian/Pacific Islander:	0	0	0	0	0	0	0	0
Hispanic:	0	0	0	0	0	0	0	0
<b>Total:</b>	<b>0</b>	<b>0</b>	<b>1</b>	<b>0</b>	<b>1</b>	<b>0</b>	<b>0</b>	<b>0</b>

Female-headed Households:

	0	1	1
--	---	---	---

Income Category:

	Owner	Renter	Total	Person
Extremely Low	0	0	0	0
Low Mod	0	1	1	0
Moderate	0	0	0	0
Non Low Moderate	0	0	0	0
Total	0	1	1	0
Percent Low/Mod		100.0%	100.0%	

**Annual Accomplishments**

Years	Accomplishment Narrative	# Benefiting
2022	Up to 2 months of rental assistance provided due to COVID-19.	

**PGM Year:** 2020  
**Project:** 0040 - CV - Emergency Rental Assistance (CDBG)  
**IDIS Activity:** 2808 - TBRA-1325 N. Forest Road-F-250

Status: Completed 8/31/2022 12:45:39 PM Objective: Provide decent affordable housing  
 Location: 1325 N Forest Rd Apt F250 Williamsville, NY 14221-2365 Outcome: Affordability  
 Matrix Code: Rental Housing Subsidies (05S) National Objective: LMH

**Activity to prevent, prepare for, and respond to Coronavirus:** Yes  
**Initial Funding Date:** 05/10/2022

**Description:**  
 Emergency rental assistance up to 6 months.

**Financing**

	Fund Type	Grant Year	Grant	Funded Amount	Drawn In Program Year	Drawn Thru Program Year
CDBG	EN	2020	B20MW360010	\$4,750.00	\$4,750.00	\$4,750.00
<b>Total</b>	<b>Total</b>			<b>\$4,750.00</b>	<b>\$4,750.00</b>	<b>\$4,750.00</b>

**Proposed Accomplishments**

Households (General) : 1

**Actual Accomplishments**

Number assisted:	Owner		Renter		Total		Person	
	Total	Hispanic	Total	Hispanic	Total	Hispanic	Total	Hispanic
White:	0	0	0	0	0	0	0	0
Black/African American:	0	0	1	0	1	0	0	0
Asian:	0	0	0	0	0	0	0	0
American Indian/Alaskan Native:	0	0	0	0	0	0	0	0
Native Hawaiian/Other Pacific Islander:	0	0	0	0	0	0	0	0
American Indian/Alaskan Native & White:	0	0	0	0	0	0	0	0
Asian White:	0	0	0	0	0	0	0	0
Black/African American & White:	0	0	0	0	0	0	0	0
American Indian/Alaskan Native & Black/African American:	0	0	0	0	0	0	0	0
Other multi-racial:	0	0	0	0	0	0	0	0
Asian/Pacific Islander:	0	0	0	0	0	0	0	0
Hispanic:	0	0	0	0	0	0	0	0
<b>Total:</b>	<b>0</b>	<b>0</b>	<b>1</b>	<b>0</b>	<b>1</b>	<b>0</b>	<b>0</b>	<b>0</b>

Female-headed Households: 0 1 1

*Income Category:*

	Owner	Renter	Total	Person
Extremely Low	0	0	0	0
Low Mod	0	1	1	0
Moderate	0	0	0	0
Non Low Moderate	0	0	0	0
Total	0	1	1	0
Percent Low/Mod		100.0%	100.0%	

**Annual Accomplishments**

Years	Accomplishment Narrative	# Benefiting
2022	Up to 4 months of emergency rental assistance provided due to COVID-19.	

**PGM Year:** 2020  
**Project:** 0040 - CV - Emergency Rental Assistance (CDBG)  
**IDIS Activity:** 2809 - TBRA-206 Princeton Avenue, Apt. #3  
 Status: Completed 8/31/2022 12:45:21 PM      Objective: Provide decent affordable housing  
 Location: 206 Princeton Ave Apt 3 Amherst, NY 14226-5036      Outcome: Affordability  
    Matrix Code: Rental Housing Subsidies (05S)      National Objective: LMH

**Activity to prevent, prepare for, and respond to Coronavirus:** Yes  
**Initial Funding Date:** 05/10/2022

**Description:**  
 Up to 6 months of emergency rental assistance provided.

**Financing**

	Fund Type	Grant Year	Grant	Funded Amount	Drawn In Program Year	Drawn Thru Program Year
CDBG	EN	2020	B20MW360010	\$1,156.00	\$1,156.00	\$1,156.00
<b>Total</b>	<b>Total</b>			<b>\$1,156.00</b>	<b>\$1,156.00</b>	<b>\$1,156.00</b>

**Proposed Accomplishments**

Households (General) : 1

**Actual Accomplishments**

<i>Number assisted:</i>	<b>Owner</b>		<b>Renter</b>		<b>Total</b>		<b>Person</b>	
	Total	Hispanic	Total	Hispanic	Total	Hispanic	Total	Hispanic
White:	0	0	0	0	0	0	0	0
Black/African American:	0	0	1	0	1	0	0	0
Asian:	0	0	0	0	0	0	0	0
American Indian/Alaskan Native:	0	0	0	0	0	0	0	0
Native Hawaiian/Other Pacific Islander:	0	0	0	0	0	0	0	0
American Indian/Alaskan Native & White:	0	0	0	0	0	0	0	0
Asian White:	0	0	0	0	0	0	0	0
Black/African American & White:	0	0	0	0	0	0	0	0
American Indian/Alaskan Native & Black/African American:	0	0	0	0	0	0	0	0
Other multi-racial:	0	0	0	0	0	0	0	0
Asian/Pacific Islander:	0	0	0	0	0	0	0	0
Hispanic:	0	0	0	0	0	0	0	0
<b>Total:</b>	<b>0</b>	<b>0</b>	<b>1</b>	<b>0</b>	<b>1</b>	<b>0</b>	<b>0</b>	<b>0</b>
Female-headed Households:	0		0		0			

*Income Catearv:*

	<b>Owner</b>	<b>Renter</b>	<b>Total</b>	<b>Person</b>
Extremely Low	0	1	1	0
Low Mod	0	0	0	0
Moderate	0	0	0	0
Non Low Moderate	0	0	0	0
<b>Total</b>	<b>0</b>	<b>1</b>	<b>1</b>	<b>0</b>
Percent Low/Mod		100.0%	100.0%	

**Annual Accomplishments**

<b>Years</b>	<b>Accomplishment Narrative</b>	<b># Benefitting</b>
2022	Up to 6 months of rental assistance provided due to COVID-19.	

**PGM Year:** 2021  
**Project:** 0001 - Amherst CDBG Housing Rehabilitation  
**IDIS Activity:** 2810 - 164 Palmdale Drive

Status: Completed 3/16/2023 11:31:49 AM Objective: Provide decent affordable housing  
 Location: 164 Palmdale Dr Williamsville, NY 14221-4005 Outcome: Affordability  
 Matrix Code: Rehab; Single-Unit Residential (14A) National Objective: LMH

**Activity to prevent, prepare for, and respond to Coronavirus:** No  
**Initial Funding Date:** 05/17/2022

**Description:**  
 Moderate rehab

**Financing**

	Fund Type	Grant Year	Grant	Funded Amount	Drawn In Program Year	Drawn Thru Program Year
CDBG	RL			\$2,961.48	\$2,961.48	\$2,961.48
<b>Total</b>	<b>Total</b>			<b>\$2,961.48</b>	<b>\$2,961.48</b>	<b>\$2,961.48</b>

**Proposed Accomplishments**

Housing Units : 1

**Actual Accomplishments**

Number assisted:	Owner		Renter		Total		Person	
	Total	Hispanic	Total	Hispanic	Total	Hispanic	Total	Hispanic
White:	1	0	0	0	1	0	0	0
Black/African American:	0	0	0	0	0	0	0	0
Asian:	0	0	0	0	0	0	0	0
American Indian/Alaskan Native:	0	0	0	0	0	0	0	0
Native Hawaiian/Other Pacific Islander:	0	0	0	0	0	0	0	0
American Indian/Alaskan Native & White:	0	0	0	0	0	0	0	0
Asian White:	0	0	0	0	0	0	0	0
Black/African American & White:	0	0	0	0	0	0	0	0
American Indian/Alaskan Native & Black/African American:	0	0	0	0	0	0	0	0
Other multi-racial:	0	0	0	0	0	0	0	0
Asian/Pacific Islander:	0	0	0	0	0	0	0	0
Hispanic:	0	0	0	0	0	0	0	0
<b>Total:</b>	<b>1</b>	<b>0</b>	<b>0</b>	<b>0</b>	<b>1</b>	<b>0</b>	<b>0</b>	<b>0</b>

Female-headed Households: 1 0 1

*Income Catearv:*

	Owner	Renter	Total	Person
Extremely Low	0	0	0	0
Low Mod	0	0	0	0
Moderate	1	0	1	0
Non Low Moderate	0	0	0	0
Total	1	0	1	0
Percent Low/Mod	100.0%		100.0%	

**Annual Accomplishments**

Years	Accomplishment Narrative	# Benefitting
2022	Emergency sump pump replacement and bubbler clean-out, hot water tank replacement.	

**PGM Year:** 2020  
**Project:** 0040 - CV - Emergency Rental Assistance (CDBG)  
**IDIS Activity:** 2811 - TBRA-63 Maple Court, Apt. 4

Status: Completed 8/31/2022 12:45:05 PM Objective: Provide decent affordable housing  
 Location: 63 Maple Ct Apt 4 Amherst, NY 14226-3632 Outcome: Affordability  
 Matrix Code: Rental Housing Subsidies (05S) National Objective: LMH

**Activity to prevent, prepare for, and respond to Coronavirus:** Yes

**Initial Funding Date:** 05/17/2022

**Description:**  
 Emergency Rental Assistance up to six months.

**Financing**

	Fund Type	Grant Year	Grant	Funded Amount	Drawn In Program Year	Drawn Thru Program Year
CDBG	EN	2020	B20MW360010	\$2,060.00	\$2,060.00	\$2,060.00
<b>Total</b>	<b>Total</b>			<b>\$2,060.00</b>	<b>\$2,060.00</b>	<b>\$2,060.00</b>

**Proposed Accomplishments**

Households (General) : 1

**Actual Accomplishments**

Number assisted:	Owner		Renter		Total		Person	
	Total	Hispanic	Total	Hispanic	Total	Hispanic	Total	Hispanic
White:	0	0	1	0	1	0	0	0
Black/African American:	0	0	0	0	0	0	0	0
Asian:	0	0	0	0	0	0	0	0
American Indian/Alaskan Native:	0	0	0	0	0	0	0	0
Native Hawaiian/Other Pacific Islander:	0	0	0	0	0	0	0	0
American Indian/Alaskan Native & White:	0	0	0	0	0	0	0	0
Asian White:	0	0	0	0	0	0	0	0
Black/African American & White:	0	0	0	0	0	0	0	0
American Indian/Alaskan Native & Black/African American:	0	0	0	0	0	0	0	0
Other multi-racial:	0	0	0	0	0	0	0	0
Asian/Pacific Islander:	0	0	0	0	0	0	0	0
Hispanic:	0	0	0	0	0	0	0	0
<b>Total:</b>	<b>0</b>	<b>0</b>	<b>1</b>	<b>0</b>	<b>1</b>	<b>0</b>	<b>0</b>	<b>0</b>

Female-headed Households: 0 1 1

*Income Category:*

	Owner	Renter	Total	Person
Extremely Low	0	0	0	0
Low Mod	0	1	1	0
Moderate	0	0	0	0
Non Low Moderate	0	0	0	0
Total	0	1	1	0
Percent Low/Mod		100.0%	100.0%	

**Annual Accomplishments**

Years	Accomplishment Narrative	# Benefitting
2022	Up to 2 months of emergency rental assistance provided.	

**PGM Year:** 2020  
**Project:** 0040 - CV - Emergency Rental Assistance (CDBG)  
**IDIS Activity:** 2812 - TBRA-260 Travers Circle

Status: Completed 8/31/2022 12:44:04 PM Objective: Provide decent affordable housing  
 Location: 260 Travers Cir Amherst, NY 14228-1733 Outcome: Affordability  
 Matrix Code: Rental Housing Subsidies (05S) National Objective: LMH

**Activity to prevent, prepare for, and respond to Coronavirus:** Yes  
**Initial Funding Date:** 05/17/2022

**Description:**  
 Emergency rental assistance up to 6 months.

**Financing**

	Fund Type	Grant Year	Grant	Funded Amount	Drawn In Program Year	Drawn Thru Program Year
CDBG	EN	2020	B20MW360010	\$6,000.00	\$6,000.00	\$6,000.00
<b>Total</b>	<b>Total</b>			<b>\$6,000.00</b>	<b>\$6,000.00</b>	<b>\$6,000.00</b>

**Proposed Accomplishments**

Households (General) : 1

**Actual Accomplishments**

<i>Number assisted:</i>	<b>Owner</b>		<b>Renter</b>		<b>Total</b>		<b>Person</b>	
	Total	Hispanic	Total	Hispanic	Total	Hispanic	Total	Hispanic
White:	0	0	0	0	0	0	0	0
Black/African American:	0	0	1	0	1	0	0	0
Asian:	0	0	0	0	0	0	0	0
American Indian/Alaskan Native:	0	0	0	0	0	0	0	0
Native Hawaiian/Other Pacific Islander:	0	0	0	0	0	0	0	0
American Indian/Alaskan Native & White:	0	0	0	0	0	0	0	0
Asian White:	0	0	0	0	0	0	0	0
Black/African American & White:	0	0	0	0	0	0	0	0
American Indian/Alaskan Native & Black/African American:	0	0	0	0	0	0	0	0
Other multi-racial:	0	0	0	0	0	0	0	0
Asian/Pacific Islander:	0	0	0	0	0	0	0	0
Hispanic:	0	0	0	0	0	0	0	0
<b>Total:</b>	<b>0</b>	<b>0</b>	<b>1</b>	<b>0</b>	<b>1</b>	<b>0</b>	<b>0</b>	<b>0</b>
Female-headed Households:	0		1		1			

*Income Catearv:*

	<b>Owner</b>	<b>Renter</b>	<b>Total</b>	<b>Person</b>
Extremely Low	0	0	0	0
Low Mod	0	1	1	0
Moderate	0	0	0	0
Non Low Moderate	0	0	0	0
Total	0	1	1	0
Percent Low/Mod		100.0%	100.0%	

**Annual Accomplishments**

<b>Years</b>	<b>Accomplishment Narrative</b>	<b># Benefitting</b>
2022	Up to 6 months of rental assistance.	



**PGM Year:** 2021  
**Project:** 0001 - Amherst CDBG Housing Rehabilitation  
**IDIS Activity:** 2814 - CDBG Program Income-Payroll

Status: Open Objective: Provide decent affordable housing  
 Location: 5583 Main St Williamsville, NY 14221-5488 Outcome: Affordability  
 Matrix Code: Rehabilitation Administration (14H) National Objective: LMH

**Activity to prevent, prepare for, and respond to Coronavirus:** No  
**Initial Funding Date:** 05/25/2022

**Description:**  
 Program delivery costs using CDBG Program Income repayments (80%) to administer the CDBG Housing Rehabilitation Program.

**Financing**

	Fund Type	Grant Year	Grant	Funded Amount	Drawn In Program Year	Drawn Thru Program Year
CDBG	PI			\$20,000.00	\$20,000.00	\$20,000.00
<b>Total</b>	<b>Total</b>			<b>\$20,000.00</b>	<b>\$20,000.00</b>	<b>\$20,000.00</b>

**Proposed Accomplishments**

**Actual Accomplishments**

Number assisted:	Owner		Renter		Total		Person	
	Total	Hispanic	Total	Hispanic	Total	Hispanic	Total	Hispanic
White:	0	0	0	0	0	0	0	0
Black/African American:	0	0	0	0	0	0	0	0
Asian:	0	0	0	0	0	0	0	0
American Indian/Alaskan Native:	0	0	0	0	0	0	0	0
Native Hawaiian/Other Pacific Islander:	0	0	0	0	0	0	0	0
American Indian/Alaskan Native & White:	0	0	0	0	0	0	0	0
Asian White:	0	0	0	0	0	0	0	0
Black/African American & White:	0	0	0	0	0	0	0	0
American Indian/Alaskan Native & Black/African American:	0	0	0	0	0	0	0	0
Other multi-racial:	0	0	0	0	0	0	0	0
Asian/Pacific Islander:	0	0	0	0	0	0	0	0
Hispanic:	0	0	0	0	0	0	0	0
<b>Total:</b>	<b>0</b>	<b>0</b>	<b>0</b>	<b>0</b>	<b>0</b>	<b>0</b>	<b>0</b>	<b>0</b>

Female-headed Households: 0

*Income Catearorv:*

	Owner	Renter	Total	Person
Extremely Low	0	0	0	0
Low Mod	0	0	0	0
Moderate	0	0	0	0
Non Low Moderate	0	0	0	0
Total	0	0	0	0
Percent Low/Mod				

**Annual Accomplishments**

No data returned for this view. This might be because the applied filter excludes all data.

**PGM Year:** 2021  
**Project:** 0001 - Amherst CDBG Housing Rehabilitation  
**IDIS Activity:** 2815 - 133 Hillcrest Drive

Status: Completed 3/28/2023 12:18:59 PM Objective: Provide decent affordable housing  
 Location: 133 Hillcrest Dr Amherst, NY 14226-1228 Outcome: Affordability  
 Matrix Code: Rehab; Single-Unit Residential (14A) National Objective: LMH

**Activity to prevent, prepare for, and respond to Coronavirus:** No  
**Initial Funding Date:** 05/31/2022

**Description:**  
 Moderate rehab

**Financing**

	Fund Type	Grant Year	Grant	Funded Amount	Drawn In Program Year	Drawn Thru Program Year
CDBG	EN	2019	B19MC360010	\$1,135.00	\$1,135.00	\$1,135.00
	PI			\$16,467.68	\$16,467.68	\$16,467.68
	RL			\$727.32	\$727.32	\$727.32
<b>Total</b>	<b>Total</b>			<b>\$18,330.00</b>	<b>\$18,330.00</b>	<b>\$18,330.00</b>

**Proposed Accomplishments**

Housing Units : 1

**Actual Accomplishments**

Number assisted:

	Owner		Renter		Total		Person	
	Total	Hispanic	Total	Hispanic	Total	Hispanic	Total	Hispanic
White:	0	0	0	0	0	0	0	0
Black/African American:	0	0	0	0	0	0	0	0
Asian:	0	0	0	0	0	0	0	0
American Indian/Alaskan Native:	0	0	0	0	0	0	0	0
Native Hawaiian/Other Pacific Islander:	0	0	0	0	0	0	0	0
American Indian/Alaskan Native & White:	0	0	0	0	0	0	0	0
Asian White:	0	0	0	0	0	0	0	0
Black/African American & White:	0	0	0	0	0	0	0	0
American Indian/Alaskan Native & Black/African American:	0	0	0	0	0	0	0	0
Other multi-racial:	1	0	0	0	1	0	0	0
Asian/Pacific Islander:	0	0	0	0	0	0	0	0
Hispanic:	0	0	0	0	0	0	0	0
<b>Total:</b>	<b>1</b>	<b>0</b>	<b>0</b>	<b>0</b>	<b>1</b>	<b>0</b>	<b>0</b>	<b>0</b>

Female-headed Households:

Total	1	0	1
-------	---	---	---

Income Category:

	Owner	Renter	Total	Person
Extremely Low	0	0	0	0
Low Mod	1	0	1	0
Moderate	0	0	0	0
Non Low Moderate	0	0	0	0
Total	1	0	1	0
Percent Low/Mod	100.0%		100.0%	

**Annual Accomplishments**

Years	Accomplishment Narrative	# Benefiting
2022	Tree removal, driveway and sidewalk replacement, garage floor repair and drainage installed.	

**PGM Year:** 2020  
**Project:** 0040 - CV - Emergency Rental Assistance (CDBG)  
**IDIS Activity:** 2817 - TBRA-2 Hedge Court, Apt. 1

Status: Completed 7/5/2022 12:59:42 PM  
 Location: 2 Hedge Ct Apt 1 Amherst, NY 14226-3745  
 Objective: Provide decent affordable housing  
 Outcome: Affordability  
 Matrix Code: Rental Housing Subsidies (05S) National Objective: LMH

**Activity to prevent, prepare for, and respond to Coronavirus:** Yes  
**Initial Funding Date:** 06/09/2022

**Description:**  
 Emergency rental assistance up to 6 months.

**Financing**

	Fund Type	Grant Year	Grant	Funded Amount	Drawn In Program Year	Drawn Thru Program Year
CDBG	EN	2020	B20MW360010	\$1,974.00	\$1,974.00	\$1,974.00
<b>Total</b>	<b>Total</b>			<b>\$1,974.00</b>	<b>\$1,974.00</b>	<b>\$1,974.00</b>

**Proposed Accomplishments**

Households (General) : 1

**Actual Accomplishments**

Number assisted:

	Owner		Renter		Total		Person	
	Total	Hispanic	Total	Hispanic	Total	Hispanic	Total	Hispanic
White:	0	0	0	0	0	0	0	0
Black/African American:	0	0	1	0	1	0	0	0
Asian:	0	0	0	0	0	0	0	0
American Indian/Alaskan Native:	0	0	0	0	0	0	0	0
Native Hawaiian/Other Pacific Islander:	0	0	0	0	0	0	0	0
American Indian/Alaskan Native & White:	0	0	0	0	0	0	0	0
Asian White:	0	0	0	0	0	0	0	0
Black/African American & White:	0	0	0	0	0	0	0	0
American Indian/Alaskan Native & Black/African American:	0	0	0	0	0	0	0	0
Other multi-racial:	0	0	0	0	0	0	0	0
Asian/Pacific Islander:	0	0	0	0	0	0	0	0
Hispanic:	0	0	0	0	0	0	0	0
<b>Total:</b>	<b>0</b>	<b>0</b>	<b>1</b>	<b>0</b>	<b>1</b>	<b>0</b>	<b>0</b>	<b>0</b>

Female-headed Households:

0	0	0
---	---	---

Income Category:

	Owner	Renter	Total	Person
Extremely Low	0	1	1	0
Low Mod	0	0	0	0
Moderate	0	0	0	0
Non Low Moderate	0	0	0	0
Total	0	1	1	0
Percent Low/Mod		100.0%	100.0%	

**Annual Accomplishments**

Years	Accomplishment Narrative	# Benefiting
2022	Emergency rental assistance for 2 months due to COVID-19.	

**PGM Year:** 2020  
**Project:** 0040 - CV - Emergency Rental Assistance (CDBG)  
**IDIS Activity:** 2818 - TBRA-74 Argyle Avenue, Lower Rear

**Status:** Completed 7/5/2022 1:01:39 PM  
**Location:** 74 Argyle Ave Amherst, NY 14226-4201  
**Objective:** Provide decent affordable housing  
**Outcome:** Affordability  
**Matrix Code:** Rental Housing Subsidies (05S)      **National Objective:** LMH

**Activity to prevent, prepare for, and respond to Coronavirus:** Yes  
**Initial Funding Date:** 06/28/2022

**Description:**  
 Emergency rental assistance up to 6 months.

**Financing**

	Fund Type	Grant Year	Grant	Funded Amount	Drawn In Program Year	Drawn Thru Program Year
CDBG	EN	2020	B20MW360010	\$3,250.00	\$3,250.00	\$3,250.00
<b>Total</b>	<b>Total</b>			<b>\$3,250.00</b>	<b>\$3,250.00</b>	<b>\$3,250.00</b>

**Proposed Accomplishments**

Households (General) : 1

**Actual Accomplishments**

*Number assisted:*

	Owner		Renter		Total		Person	
	Total	Hispanic	Total	Hispanic	Total	Hispanic	Total	Hispanic
White:	0	0	0	0	0	0	0	0
Black/African American:	0	0	1	0	1	0	0	0
Asian:	0	0	0	0	0	0	0	0
American Indian/Alaskan Native:	0	0	0	0	0	0	0	0
Native Hawaiian/Other Pacific Islander:	0	0	0	0	0	0	0	0
American Indian/Alaskan Native & White:	0	0	0	0	0	0	0	0
Asian White:	0	0	0	0	0	0	0	0
Black/African American & White:	0	0	0	0	0	0	0	0
American Indian/Alaskan Native & Black/African American:	0	0	0	0	0	0	0	0
Other multi-racial:	0	0	0	0	0	0	0	0
Asian/Pacific Islander:	0	0	0	0	0	0	0	0
Hispanic:	0	0	0	0	0	0	0	0
<b>Total:</b>	<b>0</b>	<b>0</b>	<b>1</b>	<b>0</b>	<b>1</b>	<b>0</b>	<b>0</b>	<b>0</b>

Female-headed Households: 0      0      0

*Income Catearorv:*

	Owner	Renter	Total	Person
Extremely Low	0	0	0	0
Low Mod	0	1	1	0
Moderate	0	0	0	0
Non Low Moderate	0	0	0	0
Total	0	1	1	0
Percent Low/Mod		100.0%	100.0%	

**Annual Accomplishments**

Years	Accomplishment Narrative	# Benefitting
2022	Emergency rental assistance for 5 months due to COVID-19.	

**PGM Year:** 2020  
**Project:** 0045 - CV - Meals on Wheels  
**IDIS Activity:** 2819 - Meals on Wheels Support for Seniors

Status: Open Objective: Create suitable living environments  
 Location: 370 John James Audubon Pkwy Amherst, NY 14228-1142 Outcome: Sustainability  
 Matrix Code: Senior Services (05A) National Objective: LMC

**Activity to prevent, prepare for, and respond to Coronavirus:** Yes  
**Initial Funding Date:** 06/14/2022

**Description:**  
 Activity supports the program expansion of Meals on Wheels during the COVID-19 Pandemic, including new equipment purchases for higher volume meal outputs.

**Financing**

	Fund Type	Grant Year	Grant	Funded Amount	Drawn In Program Year	Drawn Thru Program Year
CDBG	EN	2020	B20MW360010	\$104,410.96	\$22,052.02	\$22,052.02
<b>Total</b>	<b>Total</b>			<b>\$104,410.96</b>	<b>\$22,052.02</b>	<b>\$22,052.02</b>

**Proposed Accomplishments**

People (General) : 1000

**Actual Accomplishments**

Number assisted:

	Owner		Renter		Total		Person	
	Total	Hispanic	Total	Hispanic	Total	Hispanic	Total	Hispanic
White:	0	0	0	0	0	0	200	0
Black/African American:	0	0	0	0	0	0	100	0
Asian:	0	0	0	0	0	0	0	0
American Indian/Alaskan Native:	0	0	0	0	0	0	0	0
Native Hawaiian/Other Pacific Islander:	0	0	0	0	0	0	0	0
American Indian/Alaskan Native & White:	0	0	0	0	0	0	0	0
Asian White:	0	0	0	0	0	0	0	0
Black/African American & White:	0	0	0	0	0	0	0	0
American Indian/Alaskan Native & Black/African American:	0	0	0	0	0	0	0	0
Other multi-racial:	0	0	0	0	0	0	0	0
Asian/Pacific Islander:	0	0	0	0	0	0	0	0
Hispanic:	0	0	0	0	0	0	0	0
<b>Total:</b>	<b>0</b>	<b>0</b>	<b>0</b>	<b>0</b>	<b>0</b>	<b>0</b>	<b>300</b>	<b>0</b>

Female-headed Households: 0

Income Category:

	Owner	Renter	Total	Person
Extremely Low	0	0	0	150
Low Mod	0	0	0	150
Moderate	0	0	0	0
Non Low Moderate	0	0	0	0
Total	0	0	0	300
Percent Low/Mod				100.0%

**Annual Accomplishments**

Years	Accomplishment Narrative	# Benefitting
2022	Replaced Slicer to accommodate increased volume of meal prep. Purchased a hot food table for meals on wheels. We will be paying for another cook also because the demand for Meals on Wheels has increased dramatically since COVID-19.	

**PGM Year:** 2019  
**Project:** 0001 - Amherst CDBG Housing Rehabilitation  
**IDIS Activity:** 2820 - 84 Devon Lane

Status: Open Objective: Provide decent affordable housing  
 Location: 84 Devon Ln Williamsville, NY 14221-4914 Outcome: Affordability  
 Matrix Code: Rehab; Single-Unit Residential (14A) National Objective: LMH

**Activity to prevent, prepare for, and respond to Coronavirus:** No  
**Initial Funding Date:** 06/16/2022

**Description:**  
 Moderate rehab

**Financing**

	Fund Type	Grant Year	Grant	Funded Amount	Drawn In Program Year	Drawn Thru Program Year
CDBG	EN	2018	B18MC360010	\$460.10	\$460.10	\$460.10
		2019	B19MC360010	\$27,364.94	\$19,439.90	\$19,439.90
<b>Total</b>	<b>Total</b>			<b>\$27,825.04</b>	<b>\$19,900.00</b>	<b>\$19,900.00</b>

**Proposed Accomplishments**

Housing Units : 1

**Actual Accomplishments**

Number assisted:

	Owner		Renter		Total		Person	
	Total	Hispanic	Total	Hispanic	Total	Hispanic	Total	Hispanic
White:	1	0	0	0	1	0	0	0
Black/African American:	0	0	0	0	0	0	0	0
Asian:	0	0	0	0	0	0	0	0
American Indian/Alaskan Native:	0	0	0	0	0	0	0	0
Native Hawaiian/Other Pacific Islander:	0	0	0	0	0	0	0	0
American Indian/Alaskan Native & White:	0	0	0	0	0	0	0	0
Asian White:	0	0	0	0	0	0	0	0
Black/African American & White:	0	0	0	0	0	0	0	0
American Indian/Alaskan Native & Black/African American:	0	0	0	0	0	0	0	0
Other multi-racial:	0	0	0	0	0	0	0	0
Asian/Pacific Islander:	0	0	0	0	0	0	0	0
Hispanic:	0	0	0	0	0	0	0	0
<b>Total:</b>	<b>1</b>	<b>0</b>	<b>0</b>	<b>0</b>	<b>1</b>	<b>0</b>	<b>0</b>	<b>0</b>

Female-headed Households:

1	0	1
---	---	---

Income Category:

	Owner	Renter	Total	Person
Extremely Low	0	0	0	0
Low Mod	1	0	1	0
Moderate	0	0	0	0
Non Low Moderate	0	0	0	0
Total	1	0	1	0
Percent Low/Mod	100.0%		100.0%	

**Annual Accomplishments**

Years	Accomplishment Narrative	# Benefiting
2022	Emergency plumbing in basement-sump pump and drain tile replacement. Revised on 10/20/22 for driveway, walkway, & sidewalk; 13,900.	

**PGM Year:** 2020  
**Project:** 0040 - CV - Emergency Rental Assistance (CDBG)  
**IDIS Activity:** 2822 - TBRA-161 Winsor Court

Status: Completed 8/31/2022 12:42:04 PM Objective: Provide decent affordable housing  
 Location: 161 Windsor Ct Amherst, NY 14228-1630 Outcome: Affordability  
 Matrix Code: Rental Housing Subsidies (05S) National Objective: LMH

**Activity to prevent, prepare for, and respond to Coronavirus:** Yes  
**Initial Funding Date:** 06/16/2022

**Description:**  
 Up to 6 months of emergency rental assistance due to COVID-19.

**Financing**

	Fund Type	Grant Year	Grant	Funded Amount	Drawn In Program Year	Drawn Thru Program Year
CDBG	EN	2020	B20MW360010	\$5,600.00	\$5,600.00	\$5,600.00
<b>Total</b>	<b>Total</b>			<b>\$5,600.00</b>	<b>\$5,600.00</b>	<b>\$5,600.00</b>

**Proposed Accomplishments**

Households (General) : 1

**Actual Accomplishments**

<i>Number assisted:</i>	<b>Owner</b>		<b>Renter</b>		<b>Total</b>		<b>Person</b>	
	Total	Hispanic	Total	Hispanic	Total	Hispanic	Total	Hispanic
White:	0	0	0	0	0	0	0	0
Black/African American:	0	0	1	0	1	0	0	0
Asian:	0	0	0	0	0	0	0	0
American Indian/Alaskan Native:	0	0	0	0	0	0	0	0
Native Hawaiian/Other Pacific Islander:	0	0	0	0	0	0	0	0
American Indian/Alaskan Native & White:	0	0	0	0	0	0	0	0
Asian White:	0	0	0	0	0	0	0	0
Black/African American & White:	0	0	0	0	0	0	0	0
American Indian/Alaskan Native & Black/African American:	0	0	0	0	0	0	0	0
Other multi-racial:	0	0	0	0	0	0	0	0
Asian/Pacific Islander:	0	0	0	0	0	0	0	0
Hispanic:	0	0	0	0	0	0	0	0
<b>Total:</b>	<b>0</b>	<b>0</b>	<b>1</b>	<b>0</b>	<b>1</b>	<b>0</b>	<b>0</b>	<b>0</b>

Female-headed Households: 0 0 0

*Income Catearv:*

	<b>Owner</b>	<b>Renter</b>	<b>Total</b>	<b>Person</b>
Extremely Low	0	0	0	0
Low Mod	0	1	1	0
Moderate	0	0	0	0
Non Low Moderate	0	0	0	0
Total	0	1	1	0
Percent Low/Mod		100.0%	100.0%	

**Annual Accomplishments**

Years	Accomplishment Narrative	# Benefitting
2022	Emergency rental assistance for 5 months of arrears.	

**PGM Year:** 2020  
**Project:** 0040 - CV - Emergency Rental Assistance (CDBG)  
**IDIS Activity:** 2823 - TBRA-65 Maple Ct.-Apt. #4

Status: Completed 8/31/2022 12:41:51 PM Objective: Provide decent affordable housing  
 Location: 65 Maple Ct Apt 4 Amherst, NY 14226-3634 Outcome: Affordability  
 Matrix Code: Rental Housing Subsidies (05S) National Objective: LMH

**Activity to prevent, prepare for, and respond to Coronavirus:** Yes  
**Initial Funding Date:** 06/16/2022

**Description:**  
 Emergency rental assistance up to 6 months due to the Coronavirus.

**Financing**

	Fund Type	Grant Year	Grant	Funded Amount	Drawn In Program Year	Drawn Thru Program Year
CDBG	EN	2020	B20MW360010	\$4,830.00	\$4,830.00	\$4,830.00
<b>Total</b>	<b>Total</b>			<b>\$4,830.00</b>	<b>\$4,830.00</b>	<b>\$4,830.00</b>

**Proposed Accomplishments**

Households (General) : 1

**Actual Accomplishments**

Number assisted:	Owner		Renter		Total		Person	
	Total	Hispanic	Total	Hispanic	Total	Hispanic	Total	Hispanic
White:	0	0	0	0	0	0	0	0
Black/African American:	0	0	1	0	1	0	0	0
Asian:	0	0	0	0	0	0	0	0
American Indian/Alaskan Native:	0	0	0	0	0	0	0	0
Native Hawaiian/Other Pacific Islander:	0	0	0	0	0	0	0	0
American Indian/Alaskan Native & White:	0	0	0	0	0	0	0	0
Asian White:	0	0	0	0	0	0	0	0
Black/African American & White:	0	0	0	0	0	0	0	0
American Indian/Alaskan Native & Black/African American:	0	0	0	0	0	0	0	0
Other multi-racial:	0	0	0	0	0	0	0	0
Asian/Pacific Islander:	0	0	0	0	0	0	0	0
Hispanic:	0	0	0	0	0	0	0	0
<b>Total:</b>	<b>0</b>	<b>0</b>	<b>1</b>	<b>0</b>	<b>1</b>	<b>0</b>	<b>0</b>	<b>0</b>

Female-headed Households: 0 0 0

*Income Category:*

	Owner	Renter	Total	Person
Extremely Low	0	0	0	0
Low Mod	0	0	0	0
Moderate	0	1	1	0
Non Low Moderate	0	0	0	0
Total	0	1	1	0
Percent Low/Mod		100.0%	100.0%	

**Annual Accomplishments**

Years	Accomplishment Narrative	# Benefiting
2022	Emergency rental assistance for 5 months.	



**PGM Year:** 2020  
**Project:** 0040 - CV - Emergency Rental Assistance (CDBG)  
**IDIS Activity:** 2828 - TBRA-278 Hirschfield Drive

Status: Completed 8/31/2022 12:41:38 PM Objective: Provide decent affordable housing  
 Location: 278 Hirschfield Dr Williamsville, NY 14221-6853 Outcome: Affordability  
 Matrix Code: Rental Housing Subsidies (05S) National Objective: LMH

**Activity to prevent, prepare for, and respond to Coronavirus:** Yes  
**Initial Funding Date:** 07/08/2022

**Description:**  
 Emergency rental assistance for up to 6 months.

**Financing**

	Fund Type	Grant Year	Grant	Funded Amount	Drawn In Program Year	Drawn Thru Program Year
CDBG	EN	2020	B20MW360010	\$6,000.00	\$6,000.00	\$6,000.00
<b>Total</b>	<b>Total</b>			<b>\$6,000.00</b>	<b>\$6,000.00</b>	<b>\$6,000.00</b>

**Proposed Accomplishments**

Households (General) : 1

**Actual Accomplishments**

Number assisted:	Owner		Renter		Total		Person	
	Total	Hispanic	Total	Hispanic	Total	Hispanic	Total	Hispanic
White:	0	0	1	0	1	0	0	0
Black/African American:	0	0	0	0	0	0	0	0
Asian:	0	0	0	0	0	0	0	0
American Indian/Alaskan Native:	0	0	0	0	0	0	0	0
Native Hawaiian/Other Pacific Islander:	0	0	0	0	0	0	0	0
American Indian/Alaskan Native & White:	0	0	0	0	0	0	0	0
Asian White:	0	0	0	0	0	0	0	0
Black/African American & White:	0	0	0	0	0	0	0	0
American Indian/Alaskan Native & Black/African American:	0	0	0	0	0	0	0	0
Other multi-racial:	0	0	0	0	0	0	0	0
Asian/Pacific Islander:	0	0	0	0	0	0	0	0
Hispanic:	0	0	0	0	0	0	0	0
<b>Total:</b>	<b>0</b>	<b>0</b>	<b>1</b>	<b>0</b>	<b>1</b>	<b>0</b>	<b>0</b>	<b>0</b>

Female-headed Households: 0

**Income Category:**

	Owner	Renter	Total	Person
Extremely Low	0	0	0	0
Low Mod	0	1	1	0
Moderate	0	0	0	0
Non Low Moderate	0	0	0	0
Total	0	1	1	0
Percent Low/Mod		100.0%	100.0%	

**Annual Accomplishments**

Years	Accomplishment Narrative	# Benefitting
2022	Rental assistance for 4 months of back rent due to COVID-19.	

**PGM Year:** 2020  
**Project:** 0040 - CV - Emergency Rental Assistance (CDBG)  
**IDIS Activity:** 2829 - TBRA-336 Sundridge Drive, Left Side

Status: Completed 8/31/2022 12:41:11 PM Objective: Provide decent affordable housing  
 Location: 336 Sundridge Dr Amherst, NY 14228-1809 Outcome: Affordability  
 Matrix Code: Rental Housing Subsidies (05S) National Objective: LMH

**Activity to prevent, prepare for, and respond to Coronavirus:** Yes  
**Initial Funding Date:** 07/11/2022

**Description:**  
 Emergency rental assistance up to 6 months.

**Financing**

	Fund Type	Grant Year	Grant	Funded Amount	Drawn In Program Year	Drawn Thru Program Year
CDBG	EN	2020	B20MW360010	\$2,999.46	\$2,999.46	\$2,999.46
<b>Total</b>	<b>Total</b>			<b>\$2,999.46</b>	<b>\$2,999.46</b>	<b>\$2,999.46</b>

**Proposed Accomplishments**

Households (General) : 1

**Actual Accomplishments**

Number assisted:	Owner		Renter		Total		Person	
	Total	Hispanic	Total	Hispanic	Total	Hispanic	Total	Hispanic
White:	0	0	0	0	0	0	0	0
Black/African American:	0	0	1	0	1	0	0	0
Asian:	0	0	0	0	0	0	0	0
American Indian/Alaskan Native:	0	0	0	0	0	0	0	0
Native Hawaiian/Other Pacific Islander:	0	0	0	0	0	0	0	0
American Indian/Alaskan Native & White:	0	0	0	0	0	0	0	0
Asian White:	0	0	0	0	0	0	0	0
Black/African American & White:	0	0	0	0	0	0	0	0
American Indian/Alaskan Native & Black/African American:	0	0	0	0	0	0	0	0
Other multi-racial:	0	0	0	0	0	0	0	0
Asian/Pacific Islander:	0	0	0	0	0	0	0	0
Hispanic:	0	0	0	0	0	0	0	0
<b>Total:</b>	<b>0</b>	<b>0</b>	<b>1</b>	<b>0</b>	<b>1</b>	<b>0</b>	<b>0</b>	<b>0</b>

Female-headed Households: 0 1 1

**Income Catearv:**

	Owner	Renter	Total	Person
Extremely Low	0	0	0	0
Low Mod	0	1	1	0
Moderate	0	0	0	0
Non Low Moderate	0	0	0	0
Total	0	1	1	0
Percent Low/Mod		100.0%	100.0%	

**Annual Accomplishments**

Years	Accomplishment Narrative	# Benefitting
2022	Emergency rental assistance for 3 months.	

**PGM Year:** 2020  
**Project:** 0040 - CV - Emergency Rental Assistance (CDBG)  
**IDIS Activity:** 2830 - TBRA-232 Princeton Ave., Apt. 4

Status: Completed 8/31/2022 12:40:51 PM Objective: Provide decent affordable housing  
 Location: 232 Princeton Ave Apt 4 Amherst, NY 14226-3081 Outcome: Affordability  
 Matrix Code: Rental Housing Subsidies (05S) National Objective: LMH

**Activity to prevent, prepare for, and respond to Coronavirus:** Yes  
**Initial Funding Date:** 07/20/2022

**Description:**  
 Emergency rental assistance due to COVID-19

**Financing**

	Fund Type	Grant Year	Grant	Funded Amount	Drawn In Program Year	Drawn Thru Program Year
CDBG	EN	2020	B20MW360010	\$3,900.00	\$3,900.00	\$3,900.00
<b>Total</b>	<b>Total</b>			<b>\$3,900.00</b>	<b>\$3,900.00</b>	<b>\$3,900.00</b>

**Proposed Accomplishments**

Households (General) : 1

**Actual Accomplishments**

*Number assisted:*

	Owner		Renter		Total		Person	
	Total	Hispanic	Total	Hispanic	Total	Hispanic	Total	Hispanic
White:	0	0	0	0	0	0	0	0
Black/African American:	0	0	1	0	1	0	0	0
Asian:	0	0	0	0	0	0	0	0
American Indian/Alaskan Native:	0	0	0	0	0	0	0	0
Native Hawaiian/Other Pacific Islander:	0	0	0	0	0	0	0	0
American Indian/Alaskan Native & White:	0	0	0	0	0	0	0	0
Asian White:	0	0	0	0	0	0	0	0
Black/African American & White:	0	0	0	0	0	0	0	0
American Indian/Alaskan Native & Black/African American:	0	0	0	0	0	0	0	0
Other multi-racial:	0	0	0	0	0	0	0	0
Asian/Pacific Islander:	0	0	0	0	0	0	0	0
Hispanic:	0	0	0	0	0	0	0	0
<b>Total:</b>	<b>0</b>	<b>0</b>	<b>1</b>	<b>0</b>	<b>1</b>	<b>0</b>	<b>0</b>	<b>0</b>

Female-headed Households: 0 1 1

*Income Catearorv:*

	Owner	Renter	Total	Person
Extremely Low	0	0	0	0
Low Mod	0	1	1	0
Moderate	0	0	0	0
Non Low Moderate	0	0	0	0
Total	0	1	1	0
Percent Low/Mod		100.0%	100.0%	

**Annual Accomplishments**

Years	Accomplishment Narrative	# Benefitting
2022	Emergency rental assistance for 5 months due to COVID-19.	

**PGM Year:** 2020  
**Project:** 0040 - CV - Emergency Rental Assistance (CDBG)  
**IDIS Activity:** 2831 - TBRA-553 A Allenhurst Road

Status: Completed 9/28/2022 1:32:09 PM Objective: Provide decent affordable housing  
 Location: 553A Allenhurst Rd Amherst, NY 14226-2881 Outcome: Affordability  
 Matrix Code: Rental Housing Subsidies (05S) National Objective: LMH

**Activity to prevent, prepare for, and respond to Coronavirus:** Yes  
**Initial Funding Date:** 07/20/2022

**Description:**  
 Emergency rental assistance due to COVID-19.

**Financing**

	Fund Type	Grant Year	Grant	Funded Amount	Drawn In Program Year	Drawn Thru Program Year
CDBG	EN	2020	B20MW360010	\$1,256.00	\$1,256.00	\$1,256.00
<b>Total</b>	<b>Total</b>			<b>\$1,256.00</b>	<b>\$1,256.00</b>	<b>\$1,256.00</b>

**Proposed Accomplishments**

Households (General) : 1

**Actual Accomplishments**

Number assisted:	Owner		Renter		Total		Person	
	Total	Hispanic	Total	Hispanic	Total	Hispanic	Total	Hispanic
White:	0	0	0	0	0	0	0	0
Black/African American:	0	0	1	0	1	0	0	0
Asian:	0	0	0	0	0	0	0	0
American Indian/Alaskan Native:	0	0	0	0	0	0	0	0
Native Hawaiian/Other Pacific Islander:	0	0	0	0	0	0	0	0
American Indian/Alaskan Native & White:	0	0	0	0	0	0	0	0
Asian White:	0	0	0	0	0	0	0	0
Black/African American & White:	0	0	0	0	0	0	0	0
American Indian/Alaskan Native & Black/African American:	0	0	0	0	0	0	0	0
Other multi-racial:	0	0	0	0	0	0	0	0
Asian/Pacific Islander:	0	0	0	0	0	0	0	0
Hispanic:	0	0	0	0	0	0	0	0
<b>Total:</b>	<b>0</b>	<b>0</b>	<b>1</b>	<b>0</b>	<b>1</b>	<b>0</b>	<b>0</b>	<b>0</b>
Female-headed Households:	0		1		1			

*Income Catearorv:*

	Owner	Renter	Total	Person
Extremely Low	0	1	1	0
Low Mod	0	0	0	0
Moderate	0	0	0	0
Non Low Moderate	0	0	0	0
Total	0	1	1	0
Percent Low/Mod		100.0%	100.0%	

**Annual Accomplishments**

Years	Accomplishment Narrative	# Benefitting
2022	Emergency rental assistance from COVID-19 for 4 months.	

**PGM Year:** 2020  
**Project:** 0040 - CV - Emergency Rental Assistance (CDBG)  
**IDIS Activity:** 2832 - TBRA-158 Sunshine Drive

Status: Completed 8/31/2022 12:40:23 PM Objective: Provide decent affordable housing  
 Location: 158 Sunshine Dr Amherst, NY 14228-1961 Outcome: Affordability  
 Matrix Code: Rental Housing Subsidies (05S) National Objective: LMH

**Activity to prevent, prepare for, and respond to Coronavirus:** Yes  
**Initial Funding Date:** 07/20/2022

**Description:**  
 Emergency rental assistance due to COVID-19.

**Financing**

	Fund Type	Grant Year	Grant	Funded Amount	Drawn In Program Year	Drawn Thru Program Year
CDBG	EN	2020	B20MW360010	\$6,000.00	\$6,000.00	\$6,000.00
<b>Total</b>	<b>Total</b>			<b>\$6,000.00</b>	<b>\$6,000.00</b>	<b>\$6,000.00</b>

**Proposed Accomplishments**

Households (General) : 1

**Actual Accomplishments**

Number assisted:	Owner		Renter		Total		Person	
	Total	Hispanic	Total	Hispanic	Total	Hispanic	Total	Hispanic
White:	0	0	0	0	0	0	0	0
Black/African American:	0	0	1	0	1	0	0	0
Asian:	0	0	0	0	0	0	0	0
American Indian/Alaskan Native:	0	0	0	0	0	0	0	0
Native Hawaiian/Other Pacific Islander:	0	0	0	0	0	0	0	0
American Indian/Alaskan Native & White:	0	0	0	0	0	0	0	0
Asian White:	0	0	0	0	0	0	0	0
Black/African American & White:	0	0	0	0	0	0	0	0
American Indian/Alaskan Native & Black/African American:	0	0	0	0	0	0	0	0
Other multi-racial:	0	0	0	0	0	0	0	0
Asian/Pacific Islander:	0	0	0	0	0	0	0	0
Hispanic:	0	0	0	0	0	0	0	0
<b>Total:</b>	<b>0</b>	<b>0</b>	<b>1</b>	<b>0</b>	<b>1</b>	<b>0</b>	<b>0</b>	<b>0</b>
Female-headed Households:	0		1		1			

*Income Catearorv:*

	Owner	Renter	Total	Person
Extremely Low	0	0	0	0
Low Mod	0	1	1	0
Moderate	0	0	0	0
Non Low Moderate	0	0	0	0
Total	0	1	1	0
Percent Low/Mod		100.0%	100.0%	

**Annual Accomplishments**

Years	Accomplishment Narrative	# Benefitting
2022	Emergency rental assistance for up to 4 months. She had a fire in her apartment and lost everything, she has been staying in hotels with her 3 children since May.	

**PGM Year:** 2019  
**Project:** 0001 - Amherst CDBG Housing Rehabilitation  
**IDIS Activity:** 2833 - 180 Harding Road

Status: Completed 12/19/2022 11:35:25 AM Objective: Provide decent affordable housing  
 Location: 180 Harding Rd Williamsville, NY 14221-7109 Outcome: Affordability  
 Matrix Code: Rehab; Single-Unit Residential (14A) National Objective: LMH

**Activity to prevent, prepare for, and respond to Coronavirus:** No  
**Initial Funding Date:** 07/20/2022

**Description:**  
 Moderate rehab

**Financing**

	Fund Type	Grant Year	Grant	Funded Amount	Drawn In Program Year	Drawn Thru Program Year
CDBG	EN	2019	B19MC360010	\$13,000.00	\$13,000.00	\$13,000.00
		2020	B20MC360010	\$1,361.99	\$1,361.99	\$1,361.99
<b>Total</b>	<b>Total</b>			<b>\$14,361.99</b>	<b>\$14,361.99</b>	<b>\$14,361.99</b>

**Proposed Accomplishments**

Housing Units : 1

**Actual Accomplishments**

Number assisted:

	Owner		Renter		Total		Person	
	Total	Hispanic	Total	Hispanic	Total	Hispanic	Total	Hispanic
White:	1	0	0	0	1	0	0	0
Black/African American:	0	0	0	0	0	0	0	0
Asian:	0	0	0	0	0	0	0	0
American Indian/Alaskan Native:	0	0	0	0	0	0	0	0
Native Hawaiian/Other Pacific Islander:	0	0	0	0	0	0	0	0
American Indian/Alaskan Native & White:	0	0	0	0	0	0	0	0
Asian White:	0	0	0	0	0	0	0	0
Black/African American & White:	0	0	0	0	0	0	0	0
American Indian/Alaskan Native & Black/African American:	0	0	0	0	0	0	0	0
Other multi-racial:	0	0	0	0	0	0	0	0
Asian/Pacific Islander:	0	0	0	0	0	0	0	0
Hispanic:	0	0	0	0	0	0	0	0
<b>Total:</b>	<b>1</b>	<b>0</b>	<b>0</b>	<b>0</b>	<b>1</b>	<b>0</b>	<b>0</b>	<b>0</b>

Female-headed Households:

Total	1	0	1
-------	---	---	---

Income Category:

	Owner	Renter	Total	Person
Extremely Low	0	0	0	0
Low Mod	0	0	0	0
Moderate	1	0	1	0
Non Low Moderate	0	0	0	0
Total	1	0	1	0
Percent Low/Mod	100.0%		100.0%	

**Annual Accomplishments**

Years	Accomplishment Narrative	# Benefiting
2022	New roof	

**PGM Year:** 2019  
**Project:** 0001 - Amherst CDBG Housing Rehabilitation  
**IDIS Activity:** 2835 - 206 Berkley Road

Status: Open Objective: Provide decent affordable housing  
 Location: 206 Berkley Rd Williamsville, NY 14221-7172 Outcome: Affordability  
 Matrix Code: Rehab; Single-Unit Residential (14A) National Objective: LMH

**Activity to prevent, prepare for, and respond to Coronavirus:** No  
**Initial Funding Date:** 08/02/2022

**Description:**  
 Moderate rehab

**Financing**

	Fund Type	Grant Year	Grant	Funded Amount	Drawn In Program Year	Drawn Thru Program Year
CDBG	EN	2019	B19MC360010	\$21,952.00	\$10,352.00	\$10,352.00
		2020	B20MC360010	\$4,528.00	\$4,528.00	\$4,528.00
	PI			\$6,868.03	\$6,038.00	\$6,038.00
	RL			\$1,680.97	\$0.00	\$0.00
<b>Total</b>	<b>Total</b>			<b>\$35,029.00</b>	<b>\$20,918.00</b>	<b>\$20,918.00</b>

**Proposed Accomplishments**

Housing Units : 1

**Actual Accomplishments**

Number assisted:	Owner		Renter		Total		Person	
	Total	Hispanic	Total	Hispanic	Total	Hispanic	Total	Hispanic
White:	1	0	0	0	1	0	0	0
Black/African American:	0	0	0	0	0	0	0	0
Asian:	0	0	0	0	0	0	0	0
American Indian/Alaskan Native:	0	0	0	0	0	0	0	0
Native Hawaiian/Other Pacific Islander:	0	0	0	0	0	0	0	0
American Indian/Alaskan Native & White:	0	0	0	0	0	0	0	0
Asian White:	0	0	0	0	0	0	0	0
Black/African American & White:	0	0	0	0	0	0	0	0
American Indian/Alaskan Native & Black/African American:	0	0	0	0	0	0	0	0
Other multi-racial:	0	0	0	0	0	0	0	0
Asian/Pacific Islander:	0	0	0	0	0	0	0	0
Hispanic:	0	0	0	0	0	0	0	0
<b>Total:</b>	<b>1</b>	<b>0</b>	<b>0</b>	<b>0</b>	<b>1</b>	<b>0</b>	<b>0</b>	<b>0</b>

Female-headed Households: 1 0 1

Income Category:	Owner	Renter	Total	Person
Extremely Low	0	0	0	0
Low Mod	0	0	0	0
Moderate	1	0	1	0
Non Low Moderate	0	0	0	0
Total	1	0	1	0
Percent Low/Mod	100.0%		100.0%	

**Annual Accomplishments**

Years	Accomplishment Narrative	# Benefitting
2022	New windows, doors, lead remediation. Revised on 10/20/22 for new roof and doors; \$17,638.00.	

**PGM Year:** 2020  
**Project:** 0040 - CV - Emergency Rental Assistance (CDBG)  
**IDIS Activity:** 2836 - TBRA-428 Carmen Road-Right

Status: Completed 8/31/2022 12:39:28 PM Objective: Provide decent affordable housing  
 Location: 428 Carmen Rd Amherst, NY 14226-1303 Outcome: Affordability  
 Matrix Code: Rental Housing Subsidies (05S) National Objective: LMH

**Activity to prevent, prepare for, and respond to Coronavirus:** Yes

**Initial Funding Date:** 08/02/2022

**Description:**  
 Emergency rental assistance due to COVID-19.

**Financing**

	Fund Type	Grant Year	Grant	Funded Amount	Drawn In Program Year	Drawn Thru Program Year
CDBG	EN	2020	B20MW360010	\$5,835.00	\$5,835.00	\$5,835.00
<b>Total</b>	<b>Total</b>			<b>\$5,835.00</b>	<b>\$5,835.00</b>	<b>\$5,835.00</b>

**Proposed Accomplishments**

Households (General) : 1

**Actual Accomplishments**

Number assisted:

	Owner		Renter		Total		Person	
	Total	Hispanic	Total	Hispanic	Total	Hispanic	Total	Hispanic
White:	0	0	0	0	0	0	0	0
Black/African American:	0	0	0	0	0	0	0	0
Asian:	0	0	0	0	0	0	0	0
American Indian/Alaskan Native:	0	0	0	0	0	0	0	0
Native Hawaiian/Other Pacific Islander:	0	0	0	0	0	0	0	0
American Indian/Alaskan Native & White:	0	0	0	0	0	0	0	0
Asian White:	0	0	0	0	0	0	0	0
Black/African American & White:	0	0	0	0	0	0	0	0
American Indian/Alaskan Native & Black/African American:	0	0	0	0	0	0	0	0
Other multi-racial:	0	0	1	1	1	1	0	0
Asian/Pacific Islander:	0	0	0	0	0	0	0	0
Hispanic:	0	0	0	0	0	0	0	0
<b>Total:</b>	<b>0</b>	<b>0</b>	<b>1</b>	<b>1</b>	<b>1</b>	<b>1</b>	<b>0</b>	<b>0</b>

Female-headed Households:

0	1	1
---	---	---

Income Category:

	Owner	Renter	Total	Person
Extremely Low	0	0	0	0
Low Mod	0	1	1	0
Moderate	0	0	0	0
Non Low Moderate	0	0	0	0
Total	0	1	1	0
Percent Low/Mod		100.0%	100.0%	

**Annual Accomplishments**

Years	Accomplishment Narrative	# Benefitting
2022	Emergency rental assistance due to COVID-19 for 6 months.	



**PGM Year:** 2020  
**Project:** 0040 - CV - Emergency Rental Assistance (CDBG)  
**IDIS Activity:** 2837 - TBRA-529 Allenhurst Road, Apt. A

Status: Completed 1/25/2023 1:13:08 PM Objective: Provide decent affordable housing  
 Location: 529 Allenhurst Rd Amherst, NY 14226-2879 Outcome: Affordability  
 Matrix Code: Rental Housing Subsidies (05S) National Objective: LMH

**Activity to prevent, prepare for, and respond to Coronavirus:** Yes  
**Initial Funding Date:** 08/08/2022

**Description:**  
 Emergency rental assistance due to COVID-19.

**Financing**

	Fund Type	Grant Year	Grant	Funded Amount	Drawn In Program Year	Drawn Thru Program Year
CDBG	EN	2020	B20MW360010	\$1,523.00	\$1,523.00	\$1,523.00
<b>Total</b>	<b>Total</b>			<b>\$1,523.00</b>	<b>\$1,523.00</b>	<b>\$1,523.00</b>

**Proposed Accomplishments**

Households (General) : 1

**Actual Accomplishments**

Number assisted:	Owner		Renter		Total		Person	
	Total	Hispanic	Total	Hispanic	Total	Hispanic	Total	Hispanic
White:	0	0	0	0	0	0	0	0
Black/African American:	0	0	1	0	1	0	0	0
Asian:	0	0	0	0	0	0	0	0
American Indian/Alaskan Native:	0	0	0	0	0	0	0	0
Native Hawaiian/Other Pacific Islander:	0	0	0	0	0	0	0	0
American Indian/Alaskan Native & White:	0	0	0	0	0	0	0	0
Asian White:	0	0	0	0	0	0	0	0
Black/African American & White:	0	0	0	0	0	0	0	0
American Indian/Alaskan Native & Black/African American:	0	0	0	0	0	0	0	0
Other multi-racial:	0	0	0	0	0	0	0	0
Asian/Pacific Islander:	0	0	0	0	0	0	0	0
Hispanic:	0	0	0	0	0	0	0	0
<b>Total:</b>	<b>0</b>	<b>0</b>	<b>1</b>	<b>0</b>	<b>1</b>	<b>0</b>	<b>0</b>	<b>0</b>
Female-headed Households:	0		1		1			

*Income Catearorv:*

	Owner	Renter	Total	Person
Extremely Low	0	0	0	0
Low Mod	0	1	1	0
Moderate	0	0	0	0
Non Low Moderate	0	0	0	0
Total	0	1	1	0
Percent Low/Mod		100.0%	100.0%	

**Annual Accomplishments**

Years	Accomplishment Narrative	# Benefitting
2022	Emergency rental assistance for up to 3 months due to COVID-19.	

**PGM Year:** 2020  
**Project:** 0040 - CV - Emergency Rental Assistance (CDBG)  
**IDIS Activity:** 2840 - TBRA-519 B Allenhurst Road

Status: Completed 1/25/2023 1:12:45 PM Objective: Provide decent affordable housing  
 Location: 591B Allenhurst Rd Amherst, NY 14226-2885 Outcome: Affordability  
 Matrix Code: Rental Housing Subsidies (05S) National Objective: LMH

**Activity to prevent, prepare for, and respond to Coronavirus:** Yes  
**Initial Funding Date:** 08/12/2022

**Description:**  
 Emergency rental assistance due to COVID-19.

**Financing**

	Fund Type	Grant Year	Grant	Funded Amount	Drawn In Program Year	Drawn Thru Program Year
CDBG	EN	2020	B20MW360010	\$1,308.00	\$1,308.00	\$1,308.00
<b>Total</b>	<b>Total</b>			<b>\$1,308.00</b>	<b>\$1,308.00</b>	<b>\$1,308.00</b>

**Proposed Accomplishments**

Households (General) : 1

**Actual Accomplishments**

Number assisted:	Owner		Renter		Total		Person	
	Total	Hispanic	Total	Hispanic	Total	Hispanic	Total	Hispanic
White:	0	0	0	0	0	0	0	0
Black/African American:	0	0	1	0	1	0	0	0
Asian:	0	0	0	0	0	0	0	0
American Indian/Alaskan Native:	0	0	0	0	0	0	0	0
Native Hawaiian/Other Pacific Islander:	0	0	0	0	0	0	0	0
American Indian/Alaskan Native & White:	0	0	0	0	0	0	0	0
Asian White:	0	0	0	0	0	0	0	0
Black/African American & White:	0	0	0	0	0	0	0	0
American Indian/Alaskan Native & Black/African American:	0	0	0	0	0	0	0	0
Other multi-racial:	0	0	0	0	0	0	0	0
Asian/Pacific Islander:	0	0	0	0	0	0	0	0
Hispanic:	0	0	0	0	0	0	0	0
<b>Total:</b>	<b>0</b>	<b>0</b>	<b>1</b>	<b>0</b>	<b>1</b>	<b>0</b>	<b>0</b>	<b>0</b>
Female-headed Households:	0		1		1			

*Income Catearv:*

	Owner	Renter	Total	Person
Extremely Low	0	0	0	0
Low Mod	0	1	1	0
Moderate	0	0	0	0
Non Low Moderate	0	0	0	0
Total	0	1	1	0
Percent Low/Mod		100.0%	100.0%	

**Annual Accomplishments**

Years	Accomplishment Narrative	# Benefitting
2022	Emergency rental assistance for 2 months of back rent due to COVID-19.	

**PGM Year:** 2020  
**Project:** 0001 - Amherst CDBG Housing Rehabilitation  
**IDIS Activity:** 2843 - 223 Springville Avenue

Status: Completed 2/24/2023 2:41:33 PM Objective: Provide decent affordable housing  
 Location: 223 Springville Ave Amherst, NY 14226-3116 Outcome: Affordability  
 Matrix Code: Rehab; Single-Unit Residential (14A) National Objective: LMH

**Activity to prevent, prepare for, and respond to Coronavirus:** No  
**Initial Funding Date:** 08/31/2022

**Description:**  
 Moderate rehab

**Financing**

	Fund Type	Grant Year	Grant	Funded Amount	Drawn In Program Year	Drawn Thru Program Year
CDBG	EN	2020	B20MC360010	\$8,876.56	\$8,876.56	\$8,876.56
<b>Total</b>	<b>Total</b>			<b>\$8,876.56</b>	<b>\$8,876.56</b>	<b>\$8,876.56</b>

**Proposed Accomplishments**

Housing Units : 1

**Actual Accomplishments**

Number assisted:	Owner		Renter		Total		Person	
	Total	Hispanic	Total	Hispanic	Total	Hispanic	Total	Hispanic
White:	1	0	0	0	1	0	0	0
Black/African American:	0	0	0	0	0	0	0	0
Asian:	0	0	0	0	0	0	0	0
American Indian/Alaskan Native:	0	0	0	0	0	0	0	0
Native Hawaiian/Other Pacific Islander:	0	0	0	0	0	0	0	0
American Indian/Alaskan Native & White:	0	0	0	0	0	0	0	0
Asian White:	0	0	0	0	0	0	0	0
Black/African American & White:	0	0	0	0	0	0	0	0
American Indian/Alaskan Native & Black/African American:	0	0	0	0	0	0	0	0
Other multi-racial:	0	0	0	0	0	0	0	0
Asian/Pacific Islander:	0	0	0	0	0	0	0	0
Hispanic:	0	0	0	0	0	0	0	0
<b>Total:</b>	<b>1</b>	<b>0</b>	<b>0</b>	<b>0</b>	<b>1</b>	<b>0</b>	<b>0</b>	<b>0</b>
Female-headed Households:	1		0		1			

*Income Catearorv:*

	Owner	Renter	Total	Person
Extremely Low	1	0	1	0
Low Mod	0	0	0	0
Moderate	0	0	0	0
Non Low Moderate	0	0	0	0
Total	1	0	1	0
Percent Low/Mod	100.0%		100.0%	

**Annual Accomplishments**

Years	Accomplishment Narrative	# Benefitting
2022	Resurface driveway, drainage in yard, plumbing and heating repairs.	

**PGM Year:** 2020  
**Project:** 0040 - CV - Emergency Rental Assistance (CDBG)  
**IDIS Activity:** 2844 - TBRA-470 Allenhurst Road, Apt. B

Status: Completed 1/25/2023 1:09:29 PM Objective: Provide decent affordable housing  
 Location: 470 Allenhurst Rd Amherst, NY 14226-2874 Outcome: Affordability  
 Matrix Code: Rental Housing Subsidies (05S) National Objective: LMH

**Activity to prevent, prepare for, and respond to Coronavirus:** Yes  
**Initial Funding Date:** 08/31/2022

**Description:**  
 Emergency rental assistance for up to 6 months.

**Financing**

	Fund Type	Grant Year	Grant	Funded Amount	Drawn In Program Year	Drawn Thru Program Year
CDBG	EN	2020	B20MW360010	\$3,054.00	\$3,054.00	\$3,054.00
<b>Total</b>	<b>Total</b>			<b>\$3,054.00</b>	<b>\$3,054.00</b>	<b>\$3,054.00</b>

**Proposed Accomplishments**

Households (General) : 1

**Actual Accomplishments**

<i>Number assisted:</i>	<b>Owner</b>		<b>Renter</b>		<b>Total</b>		<b>Person</b>	
	Total	Hispanic	Total	Hispanic	Total	Hispanic	Total	Hispanic
White:	0	0	0	0	0	0	0	0
Black/African American:	0	0	1	0	1	0	0	0
Asian:	0	0	0	0	0	0	0	0
American Indian/Alaskan Native:	0	0	0	0	0	0	0	0
Native Hawaiian/Other Pacific Islander:	0	0	0	0	0	0	0	0
American Indian/Alaskan Native & White:	0	0	0	0	0	0	0	0
Asian White:	0	0	0	0	0	0	0	0
Black/African American & White:	0	0	0	0	0	0	0	0
American Indian/Alaskan Native & Black/African American:	0	0	0	0	0	0	0	0
Other multi-racial:	0	0	0	0	0	0	0	0
Asian/Pacific Islander:	0	0	0	0	0	0	0	0
Hispanic:	0	0	0	0	0	0	0	0
<b>Total:</b>	<b>0</b>	<b>0</b>	<b>1</b>	<b>0</b>	<b>1</b>	<b>0</b>	<b>0</b>	<b>0</b>
Female-headed Households:	0		1		1			

*Income Category:*

	<b>Owner</b>	<b>Renter</b>	<b>Total</b>	<b>Person</b>
Extremely Low	0	1	1	0
Low Mod	0	0	0	0
Moderate	0	0	0	0
Non Low Moderate	0	0	0	0
Total	0	1	1	0
Percent Low/Mod		100.0%	100.0%	

**Annual Accomplishments**

<b>Years</b>	<b>Accomplishment Narrative</b>	<b># Benefitting</b>
2022	Emergency rental assistance for 6 months.	

**PGM Year:** 2020  
**Project:** 0040 - CV - Emergency Rental Assistance (CDBG)  
**IDIS Activity:** 2846 - TBRA-530 Allenhurst Road, Apt. A

Status: Completed 1/25/2023 1:08:53 PM Objective: Provide decent affordable housing  
 Location: 530 Allenhurst Rd Amherst, NY 14226-2880 Outcome: Affordability  
 Matrix Code: Rental Housing Subsidies (05S) National Objective: LMH

**Activity to prevent, prepare for, and respond to Coronavirus:** Yes  
**Initial Funding Date:** 09/20/2022

**Description:**  
 Moderate rehab

**Financing**

	Fund Type	Grant Year	Grant	Funded Amount	Drawn In Program Year	Drawn Thru Program Year
CDBG	EN	2020	B20MW360010	\$1,194.00	\$1,194.00	\$1,194.00
<b>Total</b>	<b>Total</b>			<b>\$1,194.00</b>	<b>\$1,194.00</b>	<b>\$1,194.00</b>

**Proposed Accomplishments**

Households (General) : 1

**Actual Accomplishments**

Number assisted:

	Owner		Renter		Total		Person	
	Total	Hispanic	Total	Hispanic	Total	Hispanic	Total	Hispanic
White:	0	0	0	0	0	0	0	0
Black/African American:	0	0	1	0	1	0	0	0
Asian:	0	0	0	0	0	0	0	0
American Indian/Alaskan Native:	0	0	0	0	0	0	0	0
Native Hawaiian/Other Pacific Islander:	0	0	0	0	0	0	0	0
American Indian/Alaskan Native & White:	0	0	0	0	0	0	0	0
Asian White:	0	0	0	0	0	0	0	0
Black/African American & White:	0	0	0	0	0	0	0	0
American Indian/Alaskan Native & Black/African American:	0	0	0	0	0	0	0	0
Other multi-racial:	0	0	0	0	0	0	0	0
Asian/Pacific Islander:	0	0	0	0	0	0	0	0
Hispanic:	0	0	0	0	0	0	0	0
<b>Total:</b>	<b>0</b>	<b>0</b>	<b>1</b>	<b>0</b>	<b>1</b>	<b>0</b>	<b>0</b>	<b>0</b>

Female-headed Households:

Total	0	1	1
-------	---	---	---

Income Category:

	Owner	Renter	Total	Person
Extremely Low	0	1	1	0
Low Mod	0	0	0	0
Moderate	0	0	0	0
Non Low Moderate	0	0	0	0
Total	0	1	1	0
Percent Low/Mod		100.0%	100.0%	

**Annual Accomplishments**

Years	Accomplishment Narrative	# Benefitting
2022	Emergency rental assistance due to COVID for 6 months.	

**PGM Year:** 2020  
**Project:** 0040 - CV - Emergency Rental Assistance (CDBG)  
**IDIS Activity:** 2847 - TBRA-165 Princeton Ave., Apt. 4

Status: Completed 1/25/2023 1:08:29 PM Objective: Provide decent affordable housing  
 Location: 165 Princeton Ave Apt 4 Amherst, NY 14226-3000 Outcome: Affordability  
 Matrix Code: Rental Housing Subsidies (05S) National Objective: LMH

**Activity to prevent, prepare for, and respond to Coronavirus:** Yes  
**Initial Funding Date:** 09/20/2022

**Description:**  
 Emergency rental assistance up to 6 months due to COVID-19.

**Financing**

	Fund Type	Grant Year	Grant	Funded Amount	Drawn In Program Year	Drawn Thru Program Year
CDBG	EN	2020	B20MW360010	\$4,890.00	\$4,890.00	\$4,890.00
<b>Total</b>	<b>Total</b>			<b>\$4,890.00</b>	<b>\$4,890.00</b>	<b>\$4,890.00</b>

**Proposed Accomplishments**

Households (General) : 1

**Actual Accomplishments**

Number assisted:	Owner		Renter		Total		Person	
	Total	Hispanic	Total	Hispanic	Total	Hispanic	Total	Hispanic
White:	0	0	0	0	0	0	0	0
Black/African American:	0	0	1	0	1	0	0	0
Asian:	0	0	0	0	0	0	0	0
American Indian/Alaskan Native:	0	0	0	0	0	0	0	0
Native Hawaiian/Other Pacific Islander:	0	0	0	0	0	0	0	0
American Indian/Alaskan Native & White:	0	0	0	0	0	0	0	0
Asian White:	0	0	0	0	0	0	0	0
Black/African American & White:	0	0	0	0	0	0	0	0
American Indian/Alaskan Native & Black/African American:	0	0	0	0	0	0	0	0
Other multi-racial:	0	0	0	0	0	0	0	0
Asian/Pacific Islander:	0	0	0	0	0	0	0	0
Hispanic:	0	0	0	0	0	0	0	0
<b>Total:</b>	<b>0</b>	<b>0</b>	<b>1</b>	<b>0</b>	<b>1</b>	<b>0</b>	<b>0</b>	<b>0</b>
Female-headed Households:	0		0		0			

*Income Catearorv:*

	Owner	Renter	Total	Person
Extremely Low	0	0	0	0
Low Mod	0	1	1	0
Moderate	0	0	0	0
Non Low Moderate	0	0	0	0
Total	0	1	1	0
Percent Low/Mod		100.0%	100.0%	

**Annual Accomplishments**

Years	Accomplishment Narrative	# Benefitting
2022	Emergency rental assistance for 5 months due to COVID-19.	

**PGM Year:** 2020  
**Project:** 0040 - CV - Emergency Rental Assistance (CDBG)  
**IDIS Activity:** 2848 - TBRA-82 Brant St., Apt. 3

Status: Completed 1/25/2023 1:08:04 PM Objective: Provide decent affordable housing  
 Location: 82 Brant St Apt 3 Amherst, NY 14226-3113 Outcome: Affordability  
 Matrix Code: Rental Housing Subsidies (05S) National Objective: LMH

**Activity to prevent, prepare for, and respond to Coronavirus:** Yes  
**Initial Funding Date:** 09/20/2022

**Description:**  
 Emergency rental assistance for up to 6 months.

**Financing**

	Fund Type	Grant Year	Grant	Funded Amount	Drawn In Program Year	Drawn Thru Program Year
CDBG	EN	2020	B20MW360010	\$3,672.00	\$3,672.00	\$3,672.00
<b>Total</b>	<b>Total</b>			<b>\$3,672.00</b>	<b>\$3,672.00</b>	<b>\$3,672.00</b>

**Proposed Accomplishments**

Households (General) : 1

**Actual Accomplishments**

Number assisted:	Owner		Renter		Total		Person		
	Total	Hispanic	Total	Hispanic	Total	Hispanic	Total	Hispanic	
White:	0	0	0	0	0	0	0	0	
Black/African American:	0	0	1	0	1	0	0	0	
Asian:	0	0	0	0	0	0	0	0	
American Indian/Alaskan Native:	0	0	0	0	0	0	0	0	
Native Hawaiian/Other Pacific Islander:	0	0	0	0	0	0	0	0	
American Indian/Alaskan Native & White:	0	0	0	0	0	0	0	0	
Asian White:	0	0	0	0	0	0	0	0	
Black/African American & White:	0	0	0	0	0	0	0	0	
American Indian/Alaskan Native & Black/African American:	0	0	0	0	0	0	0	0	
Other multi-racial:	0	0	0	0	0	0	0	0	
Asian/Pacific Islander:	0	0	0	0	0	0	0	0	
Hispanic:	0	0	0	0	0	0	0	0	
<b>Total:</b>	<b>0</b>	<b>0</b>	<b>1</b>	<b>0</b>	<b>1</b>	<b>0</b>	<b>0</b>	<b>0</b>	
Female-headed Households:	0		1		1				
<i>Income Catearorv:</i>									
	<b>Owner</b>	<b>Renter</b>	<b>Total</b>	<b>Person</b>					
Extremely Low	0	0	0	0					
Low Mod	0	1	1	0					
Moderate	0	0	0	0					
Non Low Moderate	0	0	0	0					
Total	0	1	1	0					
Percent Low/Mod		100.0%	100.0%						

**Annual Accomplishments**

Years	Accomplishment Narrative	# Benefitting
2022	Emergency rental assistance for 6 months due to COVID-19.	

**PGM Year:** 2020  
**Project:** 0040 - CV - Emergency Rental Assistance (CDBG)  
**IDIS Activity:** 2849 - TBRA-565 Allenhurst Rd., Apt. A

Status: Completed 9/27/2022 10:48:43 AM Objective: Provide decent affordable housing  
 Location: 565 Allenhurst Rd Amherst, NY 14226-2883 Outcome: Affordability  
 Matrix Code: Rental Housing Subsidies (05S) National Objective: LMH

**Activity to prevent, prepare for, and respond to Coronavirus:** Yes  
**Initial Funding Date:** 09/20/2022

**Description:**  
 Emergency rental assistance for up to 6 months.

**Financing**

	Fund Type	Grant Year	Grant	Funded Amount	Drawn In Program Year	Drawn Thru Program Year
CDBG	EN	2020	B20MW360010	\$2,044.00	\$2,044.00	\$2,044.00
<b>Total</b>	<b>Total</b>			<b>\$2,044.00</b>	<b>\$2,044.00</b>	<b>\$2,044.00</b>

**Proposed Accomplishments**

Households (General) : 1

**Actual Accomplishments**

<i>Number assisted:</i>	<b>Owner</b>		<b>Renter</b>		<b>Total</b>		<b>Person</b>	
	Total	Hispanic	Total	Hispanic	Total	Hispanic	Total	Hispanic
White:	0	0	0	0	0	0	0	0
Black/African American:	0	0	1	0	1	0	0	0
Asian:	0	0	0	0	0	0	0	0
American Indian/Alaskan Native:	0	0	0	0	0	0	0	0
Native Hawaiian/Other Pacific Islander:	0	0	0	0	0	0	0	0
American Indian/Alaskan Native & White:	0	0	0	0	0	0	0	0
Asian White:	0	0	0	0	0	0	0	0
Black/African American & White:	0	0	0	0	0	0	0	0
American Indian/Alaskan Native & Black/African American:	0	0	0	0	0	0	0	0
Other multi-racial:	0	0	0	0	0	0	0	0
Asian/Pacific Islander:	0	0	0	0	0	0	0	0
Hispanic:	0	0	0	0	0	0	0	0
<b>Total:</b>	<b>0</b>	<b>0</b>	<b>1</b>	<b>0</b>	<b>1</b>	<b>0</b>	<b>0</b>	<b>0</b>
Female-headed Households:	0		1		1			

*Income Catearv:*

	<b>Owner</b>	<b>Renter</b>	<b>Total</b>	<b>Person</b>
Extremely Low	0	1	1	0
Low Mod	0	0	0	0
Moderate	0	0	0	0
Non Low Moderate	0	0	0	0
Total	0	1	1	0
Percent Low/Mod		100.0%	100.0%	

**Annual Accomplishments**

<b>Years</b>	<b>Accomplishment Narrative</b>	<b># Benefitting</b>
2022	Emergency rental assistance for 2 months	



**PGM Year:** 2021  
**Project:** 0001 - Amherst CDBG Housing Rehabilitation  
**IDIS Activity:** 2850 - CDBG Payroll

Status: Open Objective: Provide decent affordable housing  
 Location: 5583 Main St Williamsville, NY 14221-5488 Outcome: Affordability  
 Matrix Code: Rehabilitation Administration (14H) National Objective: LMH

**Activity to prevent, prepare for, and respond to Coronavirus:** No  
**Initial Funding Date:** 09/21/2022

**Description:**  
 Payroll and fringes paid for to manage and run the CDBG housing rehabilitation program.

**Financing**

	Fund Type	Grant Year	Grant	Funded Amount	Drawn In Program Year	Drawn Thru Program Year
CDBG	EN	2021	B21MC360010	\$100,000.00	\$72,866.60	\$72,866.60
<b>Total</b>	<b>Total</b>			<b>\$100,000.00</b>	<b>\$72,866.60</b>	<b>\$72,866.60</b>

**Proposed Accomplishments**

**Actual Accomplishments**

*Number assisted:*

	Owner		Renter		Total		Person	
	Total	Hispanic	Total	Hispanic	Total	Hispanic	Total	Hispanic
White:	0	0	0	0	0	0	0	0
Black/African American:	0	0	0	0	0	0	0	0
Asian:	0	0	0	0	0	0	0	0
American Indian/Alaskan Native:	0	0	0	0	0	0	0	0
Native Hawaiian/Other Pacific Islander:	0	0	0	0	0	0	0	0
American Indian/Alaskan Native & White:	0	0	0	0	0	0	0	0
Asian White:	0	0	0	0	0	0	0	0
Black/African American & White:	0	0	0	0	0	0	0	0
American Indian/Alaskan Native & Black/African American:	0	0	0	0	0	0	0	0
Other multi-racial:	0	0	0	0	0	0	0	0
Asian/Pacific Islander:	0	0	0	0	0	0	0	0
Hispanic:	0	0	0	0	0	0	0	0
<b>Total:</b>	<b>0</b>	<b>0</b>	<b>0</b>	<b>0</b>	<b>0</b>	<b>0</b>	<b>0</b>	<b>0</b>

Female-headed Households: 0 0 0

*Income Category:*

	Owner	Renter	Total	Person
Extremely Low	0	0	0	0
Low Mod	0	0	0	0
Moderate	0	0	0	0
Non Low Moderate	0	0	0	0
Total	0	0	0	0

Percent Low/Mod

**Annual Accomplishments**

No data returned for this view. This might be because the applied filter excludes all data.

**PGM Year:** 2020  
**Project:** 0040 - CV - Emergency Rental Assistance (CDBG)  
**IDIS Activity:** 2851 - TBRA-41 A Longmeadow Road

Status: Completed 1/25/2023 1:07:38 PM Objective: Provide decent affordable housing  
 Location: 41A Longmeadow Rd Amherst, NY 14226-2806 Outcome: Affordability  
 Matrix Code: Rental Housing Subsidies (05S) National Objective: LMH

**Activity to prevent, prepare for, and respond to Coronavirus:** Yes  
**Initial Funding Date:** 09/29/2022

**Description:**  
 Emergency rental assistance up to 6 months due to COVID-19.

**Financing**

	Fund Type	Grant Year	Grant	Funded Amount	Drawn In Program Year	Drawn Thru Program Year
CDBG	EN	2020	B20MW360010	\$3,190.00	\$3,190.00	\$3,190.00
<b>Total</b>	<b>Total</b>			<b>\$3,190.00</b>	<b>\$3,190.00</b>	<b>\$3,190.00</b>

**Proposed Accomplishments**

Households (General) : 1

**Actual Accomplishments**

Number assisted:

	Owner		Renter		Total		Person	
	Total	Hispanic	Total	Hispanic	Total	Hispanic	Total	Hispanic
White:	0	0	0	0	0	0	0	0
Black/African American:	0	0	1	0	1	0	0	0
Asian:	0	0	0	0	0	0	0	0
American Indian/Alaskan Native:	0	0	0	0	0	0	0	0
Native Hawaiian/Other Pacific Islander:	0	0	0	0	0	0	0	0
American Indian/Alaskan Native & White:	0	0	0	0	0	0	0	0
Asian White:	0	0	0	0	0	0	0	0
Black/African American & White:	0	0	0	0	0	0	0	0
American Indian/Alaskan Native & Black/African American:	0	0	0	0	0	0	0	0
Other multi-racial:	0	0	0	0	0	0	0	0
Asian/Pacific Islander:	0	0	0	0	0	0	0	0
Hispanic:	0	0	0	0	0	0	0	0
<b>Total:</b>	<b>0</b>	<b>0</b>	<b>1</b>	<b>0</b>	<b>1</b>	<b>0</b>	<b>0</b>	<b>0</b>

Female-headed Households:

Total	0	1	1
-------	---	---	---

Income Category:

	Owner	Renter	Total	Person
Extremely Low	0	0	0	0
Low Mod	0	1	1	0
Moderate	0	0	0	0
Non Low Moderate	0	0	0	0
Total	0	1	1	0
Percent Low/Mod		100.0%	100.0%	

**Annual Accomplishments**

Years	Accomplishment Narrative	# Benefiting
2022	Emergency rental assistance for 5 months due to the pandemic.	

**PGM Year:** 2020  
**Project:** 0040 - CV - Emergency Rental Assistance (CDBG)  
**IDIS Activity:** 2852 - TBRA-167 Cambridge Blvd., Apt. 4

Status: Completed 1/25/2023 1:07:17 PM Objective: Provide decent affordable housing  
 Location: 167 Cambridge Blvd Apt 4 Amherst, NY 14226-3058 Outcome: Affordability  
 Matrix Code: Rental Housing Subsidies (05S) National Objective: LMH

**Activity to prevent, prepare for, and respond to Coronavirus:** Yes  
**Initial Funding Date:** 09/29/2022

**Description:**  
 Emergency rental assistance up to 6 months due to COVID-19.

**Financing**

	Fund Type	Grant Year	Grant	Funded Amount	Drawn In Program Year	Drawn Thru Program Year
CDBG	EN	2020	B20MW360010	\$1,630.00	\$1,630.00	\$1,630.00
<b>Total</b>	<b>Total</b>			<b>\$1,630.00</b>	<b>\$1,630.00</b>	<b>\$1,630.00</b>

**Proposed Accomplishments**

Households (General) : 1

**Actual Accomplishments**

Number assisted:

	Owner		Renter		Total		Person	
	Total	Hispanic	Total	Hispanic	Total	Hispanic	Total	Hispanic
White:	0	0	0	0	0	0	0	0
Black/African American:	0	0	1	0	1	0	0	0
Asian:	0	0	0	0	0	0	0	0
American Indian/Alaskan Native:	0	0	0	0	0	0	0	0
Native Hawaiian/Other Pacific Islander:	0	0	0	0	0	0	0	0
American Indian/Alaskan Native & White:	0	0	0	0	0	0	0	0
Asian White:	0	0	0	0	0	0	0	0
Black/African American & White:	0	0	0	0	0	0	0	0
American Indian/Alaskan Native & Black/African American:	0	0	0	0	0	0	0	0
Other multi-racial:	0	0	0	0	0	0	0	0
Asian/Pacific Islander:	0	0	0	0	0	0	0	0
Hispanic:	0	0	0	0	0	0	0	0
<b>Total:</b>	<b>0</b>	<b>0</b>	<b>1</b>	<b>0</b>	<b>1</b>	<b>0</b>	<b>0</b>	<b>0</b>

Female-headed Households:

0	1	1
---	---	---

Income Category:

	Owner	Renter	Total	Person
Extremely Low	0	1	1	0
Low Mod	0	0	0	0
Moderate	0	0	0	0
Non Low Moderate	0	0	0	0
Total	0	1	1	0
Percent Low/Mod		100.0%	100.0%	

**Annual Accomplishments**

Years	Accomplishment Narrative	# Benefiting
2022	Emergency rental assistance for up to 6 months due to the pandemic.	

**PGM Year:** 2022  
**Project:** 0001 - Amherst CDBG Housing Rehabilitation  
**IDIS Activity:** 2856 - CDBG Program Income

Status: Open Objective: Provide decent affordable housing  
 Location: 5583 Main St Williamsville, NY 14221-5488 Outcome: Affordability  
 Matrix Code: Rehab; Single-Unit Residential (14A) National Objective: LMH

**Activity to prevent, prepare for, and respond to Coronavirus:** No  
**Initial Funding Date:** 10/17/2022

**Description:**  
 CDBG Program Income repayments to be used for various activities such as housing rehabilitation.

**Financing**

	Fund Type	Grant Year	Grant	Funded Amount	Drawn In Program Year	Drawn Thru Program Year
CDBG	PI			\$11,882.19	\$0.00	\$0.00
<b>Total</b>	<b>Total</b>			<b>\$11,882.19</b>	<b>\$0.00</b>	<b>\$0.00</b>

**Proposed Accomplishments**

**Actual Accomplishments**

*Number assisted:*

	Owner		Renter		Total		Person	
	Total	Hispanic	Total	Hispanic	Total	Hispanic	Total	Hispanic
White:	0	0	0	0	0	0	0	0
Black/African American:	0	0	0	0	0	0	0	0
Asian:	0	0	0	0	0	0	0	0
American Indian/Alaskan Native:	0	0	0	0	0	0	0	0
Native Hawaiian/Other Pacific Islander:	0	0	0	0	0	0	0	0
American Indian/Alaskan Native & White:	0	0	0	0	0	0	0	0
Asian White:	0	0	0	0	0	0	0	0
Black/African American & White:	0	0	0	0	0	0	0	0
American Indian/Alaskan Native & Black/African American:	0	0	0	0	0	0	0	0
Other multi-racial:	0	0	0	0	0	0	0	0
Asian/Pacific Islander:	0	0	0	0	0	0	0	0
Hispanic:	0	0	0	0	0	0	0	0
<b>Total:</b>	<b>0</b>	<b>0</b>	<b>0</b>	<b>0</b>	<b>0</b>	<b>0</b>	<b>0</b>	<b>0</b>

Female-headed Households: 0 0 0

*Income Category:*

	Owner	Renter	Total	Person
Extremely Low	0	0	0	0
Low Mod	0	0	0	0
Moderate	0	0	0	0
Non Low Moderate	0	0	0	0
Total	0	0	0	0
Percent Low/Mod				

**Annual Accomplishments**

No data returned for this view. This might be because the applied filter excludes all data.

**PGM Year:** 2020  
**Project:** 0040 - CV - Emergency Rental Assistance (CDBG)  
**IDIS Activity:** 2857 - TBRA-225 Princeton Ave., Apt. 4

Status: Completed 1/25/2023 1:06:58 PM Objective: Provide decent affordable housing  
 Location: 225 Princeton Ave Apt 4 Amherst, NY 14226-3068 Outcome: Affordability  
 Matrix Code: Rental Housing Subsidies (05S) National Objective: LMH

**Activity to prevent, prepare for, and respond to Coronavirus:** Yes  
**Initial Funding Date:** 10/17/2022

**Description:**  
 Emergency rental assistance for up to 6 months due to COVID-19.

**Financing**

	Fund Type	Grant Year	Grant	Funded Amount	Drawn In Program Year	Drawn Thru Program Year
CDBG	EN	2020	B20MW360010	\$2,715.00	\$2,715.00	\$2,715.00
<b>Total</b>	<b>Total</b>			<b>\$2,715.00</b>	<b>\$2,715.00</b>	<b>\$2,715.00</b>

**Proposed Accomplishments**

Households (General) : 1

**Actual Accomplishments**

Number assisted:

	Owner		Renter		Total		Person	
	Total	Hispanic	Total	Hispanic	Total	Hispanic	Total	Hispanic
White:	0	0	0	0	0	0	0	0
Black/African American:	0	0	0	0	0	0	0	0
Asian:	0	0	0	0	0	0	0	0
American Indian/Alaskan Native:	0	0	0	0	0	0	0	0
Native Hawaiian/Other Pacific Islander:	0	0	0	0	0	0	0	0
American Indian/Alaskan Native & White:	0	0	0	0	0	0	0	0
Asian White:	0	0	0	0	0	0	0	0
Black/African American & White:	0	0	0	0	0	0	0	0
American Indian/Alaskan Native & Black/African American:	0	0	0	0	0	0	0	0
Other multi-racial:	0	0	1	0	1	0	0	0
Asian/Pacific Islander:	0	0	0	0	0	0	0	0
Hispanic:	0	0	0	0	0	0	0	0
<b>Total:</b>	<b>0</b>	<b>0</b>	<b>1</b>	<b>0</b>	<b>1</b>	<b>0</b>	<b>0</b>	<b>0</b>

Female-headed Households:

Total	0	0	0
-------	---	---	---

Income Category:

	Owner	Renter	Total	Person
Extremely Low	0	0	0	0
Low Mod	0	1	1	0
Moderate	0	0	0	0
Non Low Moderate	0	0	0	0
Total	0	1	1	0
Percent Low/Mod		100.0%	100.0%	

**Annual Accomplishments**

Years	Accomplishment Narrative	# Benefiting
2022	Emergency rental assistance for 3.5 months due to COVID-19.	

**PGM Year:** 2020  
**Project:** 0040 - CV - Emergency Rental Assistance (CDBG)  
**IDIS Activity:** 2858 - TBRA-55 Poplar Court, Apt. 3

Status: Completed 1/25/2023 1:06:39 PM Objective: Provide decent affordable housing  
 Location: 55 Poplar Ct Apt 3 Amherst, NY 14226-3645 Outcome: Affordability  
 Matrix Code: Rental Housing Subsidies (05S) National Objective: LMH

**Activity to prevent, prepare for, and respond to Coronavirus:** Yes  
**Initial Funding Date:** 10/17/2022

**Description:**  
 Emergency rental assistance for up to 6 months due to COVID-19.

**Financing**

	Fund Type	Grant Year	Grant	Funded Amount	Drawn In Program Year	Drawn Thru Program Year
CDBG	EN	2020	B20MW360010	\$2,190.00	\$2,190.00	\$2,190.00
<b>Total</b>	<b>Total</b>			<b>\$2,190.00</b>	<b>\$2,190.00</b>	<b>\$2,190.00</b>

**Proposed Accomplishments**

Households (General) : 1

**Actual Accomplishments**

Number assisted:	Owner		Renter		Total		Person	
	Total	Hispanic	Total	Hispanic	Total	Hispanic	Total	Hispanic
White:	0	0	0	0	0	0	0	0
Black/African American:	0	0	1	0	1	0	0	0
Asian:	0	0	0	0	0	0	0	0
American Indian/Alaskan Native:	0	0	0	0	0	0	0	0
Native Hawaiian/Other Pacific Islander:	0	0	0	0	0	0	0	0
American Indian/Alaskan Native & White:	0	0	0	0	0	0	0	0
Asian White:	0	0	0	0	0	0	0	0
Black/African American & White:	0	0	0	0	0	0	0	0
American Indian/Alaskan Native & Black/African American:	0	0	0	0	0	0	0	0
Other multi-racial:	0	0	0	0	0	0	0	0
Asian/Pacific Islander:	0	0	0	0	0	0	0	0
Hispanic:	0	0	0	0	0	0	0	0
<b>Total:</b>	<b>0</b>	<b>0</b>	<b>1</b>	<b>0</b>	<b>1</b>	<b>0</b>	<b>0</b>	<b>0</b>

Female-headed Households: 0 1 1

*Income Catearv:*

	Owner	Renter	Total	Person
Extremely Low	0	0	0	0
Low Mod	0	1	1	0
Moderate	0	0	0	0
Non Low Moderate	0	0	0	0
Total	0	1	1	0
Percent Low/Mod		100.0%	100.0%	

**Annual Accomplishments**

Years	Accomplishment Narrative	# Benefitting
2022	Emergency rental assistance for 2 months due to COVID-19.	

**PGM Year:** 2021  
**Project:** 0005 - Lead Based Paint Testing and Clearance  
**IDIS Activity:** 2859 - Lead Based Paint Testing and Clearance

Status: Open Objective: Create suitable living environments  
 Location: 208 Presidio Pl Williamsville, NY 14221-3746 Outcome: Sustainability  
 Matrix Code: Lead-Based/Lead Hazard Test/Abate National Objective: LMH

**Activity to prevent, prepare for, and respond to Coronavirus:** No  
**Initial Funding Date:** 10/17/2022

**Description:**  
 Lead Based Paint Testing and Clearance for our housing rehabilitation program

**Financing**

	Fund Type	Grant Year	Grant	Funded Amount	Drawn In Program Year	Drawn Thru Program Year
CDBG	EN	2021	B21MC360010	\$8,000.00	\$1,914.75	\$1,914.75
<b>Total</b>	<b>Total</b>			<b>\$8,000.00</b>	<b>\$1,914.75</b>	<b>\$1,914.75</b>

**Proposed Accomplishments**

Housing Units : 20

**Actual Accomplishments**

Number assisted:

	Owner		Renter		Total		Person	
	Total	Hispanic	Total	Hispanic	Total	Hispanic	Total	Hispanic
White:	1	0	0	0	1	0	0	0
Black/African American:	0	0	0	0	0	0	0	0
Asian:	0	0	0	0	0	0	0	0
American Indian/Alaskan Native:	0	0	0	0	0	0	0	0
Native Hawaiian/Other Pacific Islander:	0	0	0	0	0	0	0	0
American Indian/Alaskan Native & White:	0	0	0	0	0	0	0	0
Asian White:	0	0	0	0	0	0	0	0
Black/African American & White:	0	0	0	0	0	0	0	0
American Indian/Alaskan Native & Black/African American:	0	0	0	0	0	0	0	0
Other multi-racial:	0	0	0	0	0	0	0	0
Asian/Pacific Islander:	0	0	0	0	0	0	0	0
Hispanic:	0	0	0	0	0	0	0	0
<b>Total:</b>	<b>1</b>	<b>0</b>	<b>0</b>	<b>0</b>	<b>1</b>	<b>0</b>	<b>0</b>	<b>0</b>

Female-headed Households:

0	0	0
---	---	---

Income Category:

	Owner	Renter	Total	Person
Extremely Low	0	0	0	0
Low Mod	0	0	0	0
Moderate	1	0	1	0
Non Low Moderate	0	0	0	0
Total	1	0	1	0
Percent Low/Mod	100.0%		100.0%	

**Annual Accomplishments**

2022 1 risk assessment completed on 10/3/22. 1 clearance test done on 1/5/23. 1 clearance test completed on 1/26/23-(I have to wait to add this until we have another unit). 3 clearances done on 3/23/23; need to add to this, need more risk assessments.

**PGM Year:** 2020  
**Project:** 0001 - Amherst CDBG Housing Rehabilitation  
**IDIS Activity:** 2860 - CDBG Housing Rehabilitation Program

Status: Open Objective: Provide decent affordable housing  
 Location: 5583 Main St Williamsville, NY 14221-5488 Outcome: Affordability  
 Matrix Code: Rehab; Single-Unit Residential (14A) National Objective: LMH

**Activity to prevent, prepare for, and respond to Coronavirus:** No  
**Initial Funding Date:** 10/17/2022

**Description:**

Housing rehabilitation work completed for single-family households who income qualify.  
 Each activity (household) is setup and funded separately.  
 It is a 0% deferred loan up to \$20,000 per activity.  
 This account is used to pay for the filing of the liens that are recorded for the loan amount provided.

**Financing**

	Fund Type	Grant Year	Grant	Funded Amount	Drawn In Program Year	Drawn Thru Program Year
CDBG	EN	2020	B20MC360010	\$835.00	\$835.00	\$835.00
<b>Total</b>	<b>Total</b>			<b>\$835.00</b>	<b>\$835.00</b>	<b>\$835.00</b>

**Proposed Accomplishments**

**Actual Accomplishments**

<i>Number assisted:</i>	<b>Owner</b>		<b>Renter</b>		<b>Total</b>		<b>Person</b>	
	Total	Hispanic	Total	Hispanic	Total	Hispanic	Total	Hispanic
White:	0	0	0	0	0	0	0	0
Black/African American:	0	0	0	0	0	0	0	0
Asian:	0	0	0	0	0	0	0	0
American Indian/Alaskan Native:	0	0	0	0	0	0	0	0
Native Hawaiian/Other Pacific Islander:	0	0	0	0	0	0	0	0
American Indian/Alaskan Native & White:	0	0	0	0	0	0	0	0
Asian White:	0	0	0	0	0	0	0	0
Black/African American & White:	0	0	0	0	0	0	0	0
American Indian/Alaskan Native & Black/African American:	0	0	0	0	0	0	0	0
Other multi-racial:	0	0	0	0	0	0	0	0
Asian/Pacific Islander:	0	0	0	0	0	0	0	0
Hispanic:	0	0	0	0	0	0	0	0
<b>Total:</b>	<b>0</b>	<b>0</b>	<b>0</b>	<b>0</b>	<b>0</b>	<b>0</b>	<b>0</b>	<b>0</b>
Female-headed Households:	0		0		0			

*Income Category:*

	<b>Owner</b>	<b>Renter</b>	<b>Total</b>	<b>Person</b>
Extremely Low	0	0	0	0
Low Mod	0	0	0	0
Moderate	0	0	0	0
Non Low Moderate	0	0	0	0
Total	0	0	0	0
Percent Low/Mod				

**Annual Accomplishments**

No data returned for this view. This might be because the applied filter excludes all data.



**PGM Year:** 2022  
**Project:** 0009 - Fair Housing Counseling through Housing Opportunities Made Equal  
**IDIS Activity:** 2862 - Fair Housing Counseling through Housing Opportunities Made Equal

Status: Open Objective:  
 Location: , Outcome:  
 Matrix Code: Fair Housing Activities (subject to 20% National Objective:

**Activity to prevent, prepare for, and respond to Coronavirus:** No  
**Initial Funding Date:** 10/31/2022

**Description:**  
 HOME (Housing Opportunities Made Equal) is a non-profit fair housing enforcement agency that provides information (brochures, classes) to tenants, landlords, real estate agents on fair housing laws.  
 The agency also investigates claims of housing discrimination through out Erie County.

**Financing**

	Fund Type	Grant Year	Grant	Funded Amount	Drawn In Program Year	Drawn Thru Program Year
CDBG	EN	2022	B22MC360010	\$8,000.00	\$5,323.29	\$5,323.29
<b>Total</b>	<b>Total</b>			<b>\$8,000.00</b>	<b>\$5,323.29</b>	<b>\$5,323.29</b>

**Proposed Accomplishments**

**Actual Accomplishments**

Number assisted:	Owner		Renter		Total		Person	
	Total	Hispanic	Total	Hispanic	Total	Hispanic	Total	Hispanic
White:					0	0		
Black/African American:					0	0		
Asian:					0	0		
American Indian/Alaskan Native:					0	0		
Native Hawaiian/Other Pacific Islander:					0	0		
American Indian/Alaskan Native & White:					0	0		
Asian White:					0	0		
Black/African American & White:					0	0		
American Indian/Alaskan Native & Black/African American:					0	0		
Other multi-racial:					0	0		
Asian/Pacific Islander:					0	0		
Hispanic:					0	0		
<b>Total:</b>	<b>0</b>	<b>0</b>	<b>0</b>	<b>0</b>	<b>0</b>	<b>0</b>	<b>0</b>	<b>0</b>

Female-headed Households: 0

**Income Catearv:**

	Owner	Renter	Total	Person
Extremely Low			0	
Low Mod			0	
Moderate			0	
Non Low Moderate			0	
Total	0	0	0	0
Percent Low/Mod				

No data returned for this view. This might be because the applied filter excludes all data.

**PGM Year:** 2022  
**Project:** 0006 - Weatherization Program for Single Family Homes  
**IDIS Activity:** 2863 - Weatherization Services through Supportive Services

Status: Open Objective: Create suitable living environments  
 Location: 133 Hillcrest Dr Amherst, NY 14226-1228 Outcome: Sustainability  
 Matrix Code: Energy Efficiency Improvements (14F) National Objective: LMH

**Activity to prevent, prepare for, and respond to Coronavirus:** No  
**Initial Funding Date:** 10/31/2022

**Description:**  
 Energy efficiency improvements through Supportive Services to low-income households in Amherst.

**Financing**

	Fund Type	Grant Year	Grant	Funded Amount	Drawn In Program Year	Drawn Thru Program Year
CDBG	EN	2022	B22MC360010	\$12,000.00	\$10,184.73	\$10,184.73
<b>Total</b>	<b>Total</b>			<b>\$12,000.00</b>	<b>\$10,184.73</b>	<b>\$10,184.73</b>

**Proposed Accomplishments**

Housing Units : 11

**Actual Accomplishments**

<i>Number assisted:</i>	<b>Owner</b>		<b>Renter</b>		<b>Total</b>		<b>Person</b>	
	Total	Hispanic	Total	Hispanic	Total	Hispanic	Total	Hispanic
White:	9	0	0	0	7	0	0	0
Black/African American:	1	0	0	0	1	0	0	0
Asian:	1	0	0	0	0	0	0	0
American Indian/Alaskan Native:	0	0	0	0	0	0	0	0
Native Hawaiian/Other Pacific Islander:	0	0	0	0	0	0	0	0
American Indian/Alaskan Native & White:	0	0	0	0	0	0	0	0
Asian White:	0	0	0	0	0	0	0	0
Black/African American & White:	0	0	0	0	0	0	0	0
American Indian/Alaskan Native & Black/African American:	0	0	0	0	0	0	0	0
Other multi-racial:	0	0	0	0	0	0	0	0
Asian/Pacific Islander:	0	0	0	0	0	0	0	0
Hispanic:	0	0	0	0	0	0	0	0
<b>Total:</b>	<b>11</b>	<b>0</b>	<b>0</b>	<b>0</b>	<b>8</b>	<b>0</b>	<b>0</b>	<b>0</b>
Female-headed Households:	0		0		0			

*Income Catearv:*

	<b>Owner</b>	<b>Renter</b>	<b>Total</b>	<b>Person</b>
Extremely Low	7	0	4	0
Low Mod	1	0	1	0
Moderate	3	0	3	0
Non Low Moderate	0	0	0	0
Total	11	0	8	0
Percent Low/Mod	100.0%		100.0%	

**Annual Accomplishments**

<b>Years</b>	<b>Accomplishment Narrative</b>	<b># Benefitting</b>
2022	From 4/1/22-6/30/22; 1 household was weatherized. From 7/1/22-9/30/22; 1 household was weatherized. From 10/1/22-12/31/22; 6 households assisted. From 1/1/23-3/31/23, 3 households were assisted.	

**PGM Year:** 2022  
**Project:** 0030 - Community Policing  
**IDIS Activity:** 2864 - Community Policing

Status: Open Objective: Create suitable living environments  
 Location: 500 John James Audubon Pkwy Amherst, NY 14228-1131 Outcome: Sustainability  
 Matrix Code: Crime Awareness (05I) National Objective: LMC

**Activity to prevent, prepare for, and respond to Coronavirus:** No  
**Initial Funding Date:** 10/31/2022

**Description:**  
 Public engagement with youth and seniors in target areas of the Town to promote good relations with the Police Department.

**Financing**

	Fund Type	Grant Year	Grant	Funded Amount	Drawn In Program Year	Drawn Thru Program Year
CDBG	EN	2022	B22MC360010	\$10,000.00	\$4,125.33	\$4,125.33
<b>Total</b>	<b>Total</b>			<b>\$10,000.00</b>	<b>\$4,125.33</b>	<b>\$4,125.33</b>

**Proposed Accomplishments**

People (General) : 100

**Actual Accomplishments**

Number assisted:	Owner		Renter		Total		Person	
	Total	Hispanic	Total	Hispanic	Total	Hispanic	Total	Hispanic
White:	0	0	0	0	0	0	50	0
Black/African American:	0	0	0	0	0	0	20	0
Asian:	0	0	0	0	0	0	0	0
American Indian/Alaskan Native:	0	0	0	0	0	0	0	0
Native Hawaiian/Other Pacific Islander:	0	0	0	0	0	0	0	0
American Indian/Alaskan Native & White:	0	0	0	0	0	0	0	0
Asian White:	0	0	0	0	0	0	0	0
Black/African American & White:	0	0	0	0	0	0	0	0
American Indian/Alaskan Native & Black/African American:	0	0	0	0	0	0	0	0
Other multi-racial:	0	0	0	0	0	0	0	0
Asian/Pacific Islander:	0	0	0	0	0	0	0	0
Hispanic:	0	0	0	0	0	0	0	0
<b>Total:</b>	<b>0</b>	<b>0</b>	<b>0</b>	<b>0</b>	<b>0</b>	<b>0</b>	<b>70</b>	<b>0</b>

Female-headed Households: 0 0 0

*Income Catearorv:*

	Owner	Renter	Total	Person
Extremely Low	0	0	0	0
Low Mod	0	0	0	70
Moderate	0	0	0	0
Non Low Moderate	0	0	0	0
Total	0	0	0	70
Percent Low/Mod				100.0%

**Annual Accomplishments**

Years	Accomplishment Narrative	# Benefitting
2022	4/23/23; Senior Center safety presentation. 5/5/22; Senior Center Alzheimer's presentation. 6/6/22; Asbury Pointe (Senior residence) safety regarding online and social media. 7/2/22; Creekwoods Park Summer Safety Presentation. 7/12/22; Personal safety presentation at the Village Sq. Apts. (Senior). 9/14/22; Senior Lunch and safety presentation ad Veteran's Park. 10/20/22; Village Square Apts., personal safety (seniors). On February 17 & March 3, 2023 school resource officers had lunch and talked with at risk kids at Mill Middle School.	

**PGM Year:** 2022  
**Project:** 0010 - Family Justice Center  
**IDIS Activity:** 2866 - Boys & Girls Club Afterschool Program

Status: Completed 2/24/2023 2:58:03 PM Objective: Create suitable living environments  
 Location: 4110 Bailey Ave Amherst, NY 14226-2923 Outcome: Availability/accessibility  
 Matrix Code: Youth Services (05D) National Objective: LMC

**Activity to prevent, prepare for, and respond to Coronavirus:** No  
**Initial Funding Date:** 11/01/2022

**Description:**  
 The afterschool program is run out of the Eggertsville Community Center and serves low-income youth from Windermere Elementary school. We assist with staffing costs.

**Financing**

	Fund Type	Grant Year	Grant	Funded Amount	Drawn In Program Year	Drawn Thru Program Year
CDBG	EN	2022	B22MC360010	\$40,000.00	\$40,000.00	\$40,000.00
<b>Total</b>	<b>Total</b>			<b>\$40,000.00</b>	<b>\$40,000.00</b>	<b>\$40,000.00</b>

**Proposed Accomplishments**

People (General) : 42

**Actual Accomplishments**

Number assisted:	Owner		Renter		Total		Person	
	Total	Hispanic	Total	Hispanic	Total	Hispanic	Total	Hispanic
White:	0	0	0	0	0	0	3	0
Black/African American:	0	0	0	0	0	0	33	0
Asian:	0	0	0	0	0	0	0	0
American Indian/Alaskan Native:	0	0	0	0	0	0	0	0
Native Hawaiian/Other Pacific Islander:	0	0	0	0	0	0	0	0
American Indian/Alaskan Native & White:	0	0	0	0	0	0	0	0
Asian White:	0	0	0	0	0	0	0	0
Black/African American & White:	0	0	0	0	0	0	1	0
American Indian/Alaskan Native & Black/African American:	0	0	0	0	0	0	0	0
Other multi-racial:	0	0	0	0	0	0	5	0
Asian/Pacific Islander:	0	0	0	0	0	0	0	0
Hispanic:	0	0	0	0	0	0	0	0
<b>Total:</b>	<b>0</b>	<b>0</b>	<b>0</b>	<b>0</b>	<b>0</b>	<b>0</b>	<b>42</b>	<b>0</b>
Female-headed Households:	0		0		0			

*Income Catearv:*

	Owner	Renter	Total	Person
Extremely Low	0	0	0	17
Low Mod	0	0	0	12
Moderate	0	0	0	13
Non Low Moderate	0	0	0	0
Total	0	0	0	42
Percent Low/Mod				100.0%

**Annual Accomplishments**

Years	Accomplishment Narrative	# Benefitting
2022	In 2022, the afterschool and summer program served 42 youth in Eggertsville.	

**PGM Year:** 2022  
**Project:** 0004 - Public Information and Advertising  
**IDIS Activity:** 2868 - Public Information

Status: Open Objective:  
 Location: Outcome:  
 Matrix Code: Public Information (21C) National Objective:

**Activity to prevent, prepare for, and respond to Coronavirus:** No  
**Initial Funding Date:** 11/16/2022

**Description:**  
 Costs for publishing the ads in the newspapers to inform the public our the annual action plans, consolidated plans and the caper, along with advertising our housing rehabilitation program.

**Financing**

	Fund Type	Grant Year	Grant	Funded Amount	Drawn In Program Year	Drawn Thru Program Year
CDBG	EN	2022	B22MC360010	\$2,000.00	\$1,207.46	\$1,207.46
<b>Total</b>	<b>Total</b>			<b>\$2,000.00</b>	<b>\$1,207.46</b>	<b>\$1,207.46</b>

**Proposed Accomplishments**

**Actual Accomplishments**

Number assisted:	Owner		Renter		Total		Person	
	Total	Hispanic	Total	Hispanic	Total	Hispanic	Total	Hispanic
White:					0	0		
Black/African American:					0	0		
Asian:					0	0		
American Indian/Alaskan Native:					0	0		
Native Hawaiian/Other Pacific Islander:					0	0		
American Indian/Alaskan Native & White:					0	0		
Asian White:					0	0		
Black/African American & White:					0	0		
American Indian/Alaskan Native & Black/African American:					0	0		
Other multi-racial:					0	0		
Asian/Pacific Islander:					0	0		
Hispanic:					0	0		
<b>Total:</b>	<b>0</b>	<b>0</b>	<b>0</b>	<b>0</b>	<b>0</b>	<b>0</b>	<b>0</b>	<b>0</b>

Female-headed Households: 0

*Income Catearv:*

	Owner	Renter	Total	Person
Extremely Low			0	
Low Mod			0	
Moderate			0	
Non Low Moderate			0	
Total	0	0	0	0
Percent Low/Mod				

**Annual Accomplishments**

No data returned for this view. This might be because the applied filter excludes all data.

**PGM Year:** 2022  
**Project:** 0007 - Belmont Housing Counseling Services  
**IDIS Activity:** 2869 - Housing Counseling Services through Belmont Housing Resources for WNY, Inc.

Status: Open Objective: Provide decent affordable housing  
 Location: 2393 Main St Buffalo, NY 14214-2365 Outcome: Affordability  
 Matrix Code: Housing Counseling only, under 24 National Objective: LMH

**Activity to prevent, prepare for, and respond to Coronavirus:** No  
**Initial Funding Date:** 11/16/2022

**Description:**  
 Housing counseling services provided to low-moderate income residents of the Town of Amherst. They do credit counseling, first-time home buyer classes, foreclosure counseling, housing searches.

**Financing**

	Fund Type	Grant Year	Grant	Funded Amount	Drawn In Program Year	Drawn Thru Program Year
CDBG	EN	2022	B22MC360010	\$16,500.00	\$14,120.00	\$14,120.00
<b>Total</b>	<b>Total</b>			<b>\$16,500.00</b>	<b>\$14,120.00</b>	<b>\$14,120.00</b>

**Proposed Accomplishments**

Households (General) : 100

**Actual Accomplishments**

Number assisted:	Owner		Renter		Total		Person	
	Total	Hispanic	Total	Hispanic	Total	Hispanic	Total	Hispanic
White:	39	4	0	0	39	4	0	0
Black/African American:	28	0	0	0	28	0	0	0
Asian:	2	0	0	0	2	0	0	0
American Indian/Alaskan Native:	0	0	0	0	0	0	0	0
Native Hawaiian/Other Pacific Islander:	0	0	0	0	0	0	0	0
American Indian/Alaskan Native & White:	1	0	0	0	1	0	0	0
Asian White:	0	0	0	0	0	0	0	0
Black/African American & White:	3	0	0	0	3	0	0	0
American Indian/Alaskan Native & Black/African American:	0	0	0	0	0	0	0	0
Other multi-racial:	6	0	0	0	6	0	0	0
Asian/Pacific Islander:	0	0	0	0	0	0	0	0
Hispanic:	0	0	0	0	0	0	0	0
<b>Total:</b>	<b>79</b>	<b>4</b>	<b>0</b>	<b>0</b>	<b>79</b>	<b>4</b>	<b>0</b>	<b>0</b>
Female-headed Households:	17		0		17			

*Income Catearv:*

	Owner	Renter	Total	Person
Extremely Low	26	0	26	0
Low Mod	20	0	20	0
Moderate	22	0	22	0
Non Low Moderate	11	0	11	0
Total	79	0	79	0
Percent Low/Mod	86.1%		86.1%	

**Annual Accomplishments**

Years	Accomplishment Narrative	# Benefitting
2022	From 4/1/22-6/30/22, 32 clients were served. From 7/1/22-9/30/22, 32 clients were served. From 10/1/22-12/31/22 there were 15 clients served. From 1/1/23-3/31/23; 11 clients served, & 2 workshops held.	

**PGM Year:** 2020  
**Project:** 0040 - CV - Emergency Rental Assistance (CDBG)  
**IDIS Activity:** 2871 - TBRA-81 Sundridge Drive

Status: Completed 1/25/2023 1:06:17 PM Objective: Provide decent affordable housing  
 Location: 81 Sundridge Dr Amherst, NY 14228-1800 Outcome: Affordability  
 Matrix Code: Rental Housing Subsidies (05S) National Objective: LMH

**Activity to prevent, prepare for, and respond to Coronavirus:** Yes  
**Initial Funding Date:** 11/18/2022

**Description:**  
 Emergency rental assistance due to COVID-19.

**Financing**

	Fund Type	Grant Year	Grant	Funded Amount	Drawn In Program Year	Drawn Thru Program Year
CDBG	EN	2020	B20MW360010	\$3,895.13	\$3,895.13	\$3,895.13
<b>Total</b>	<b>Total</b>			<b>\$3,895.13</b>	<b>\$3,895.13</b>	<b>\$3,895.13</b>

**Proposed Accomplishments**

Households (General) : 1

**Actual Accomplishments**

Number assisted:	Owner		Renter		Total		Person	
	Total	Hispanic	Total	Hispanic	Total	Hispanic	Total	Hispanic
White:	0	0	0	0	0	0	0	0
Black/African American:	0	0	1	0	1	0	0	0
Asian:	0	0	0	0	0	0	0	0
American Indian/Alaskan Native:	0	0	0	0	0	0	0	0
Native Hawaiian/Other Pacific Islander:	0	0	0	0	0	0	0	0
American Indian/Alaskan Native & White:	0	0	0	0	0	0	0	0
Asian White:	0	0	0	0	0	0	0	0
Black/African American & White:	0	0	0	0	0	0	0	0
American Indian/Alaskan Native & Black/African American:	0	0	0	0	0	0	0	0
Other multi-racial:	0	0	0	0	0	0	0	0
Asian/Pacific Islander:	0	0	0	0	0	0	0	0
Hispanic:	0	0	0	0	0	0	0	0
<b>Total:</b>	<b>0</b>	<b>0</b>	<b>1</b>	<b>0</b>	<b>1</b>	<b>0</b>	<b>0</b>	<b>0</b>
Female-headed Households:	0		1		1			

*Income Catearv:*

	Owner	Renter	Total	Person
Extremely Low	0	0	0	0
Low Mod	0	0	0	0
Moderate	0	1	1	0
Non Low Moderate	0	0	0	0
Total	0	1	1	0
Percent Low/Mod		100.0%	100.0%	

**Annual Accomplishments**

Years	Accomplishment Narrative	# Benefitting
2022	Emergency rental assistance for 3 months.	

**PGM Year:** 2022  
**Project:** 0002 - CDBG General Program Administration  
**IDIS Activity:** 2872 - CDBG Program Administration

Status: Open Objective:  
 Location: , Outcome:  
 Matrix Code: General Program Administration (21A) National Objective:

**Activity to prevent, prepare for, and respond to Coronavirus:** No  
**Initial Funding Date:** 11/21/2022

**Description:**  
 CDBG payroll and expenses associated with implementation of the CDBG housing rehabilitation program and the other CDBG funded programs.

**Financing**

	Fund Type	Grant Year	Grant	Funded Amount	Drawn In Program Year	Drawn Thru Program Year
CDBG	PI			\$13,370.31	\$0.00	\$0.00
<b>Total</b>	<b>Total</b>			<b>\$13,370.31</b>	<b>\$0.00</b>	<b>\$0.00</b>

**Proposed Accomplishments**

**Actual Accomplishments**

Number assisted:	Owner		Renter		Total		Person	
	Total	Hispanic	Total	Hispanic	Total	Hispanic	Total	Hispanic
White:					0	0		
Black/African American:					0	0		
Asian:					0	0		
American Indian/Alaskan Native:					0	0		
Native Hawaiian/Other Pacific Islander:					0	0		
American Indian/Alaskan Native & White:					0	0		
Asian White:					0	0		
Black/African American & White:					0	0		
American Indian/Alaskan Native & Black/African American:					0	0		
Other multi-racial:					0	0		
Asian/Pacific Islander:					0	0		
Hispanic:					0	0		
<b>Total:</b>	<b>0</b>	<b>0</b>	<b>0</b>	<b>0</b>	<b>0</b>	<b>0</b>	<b>0</b>	<b>0</b>

Female-headed Households: 0

*Income Cateaarv:*

	Owner	Renter	Total	Person
Extremely Low			0	
Low Mod			0	
Moderate			0	
Non Low Moderate			0	
Total	0	0	0	0
Percent Low/Mod				

**Annual Accomplishments**

No data returned for this view. This might be because the applied filter excludes all data.



**PGM Year:** 2020  
**Project:** 0034 - CV - Senior Services Programming (COVID)  
**IDIS Activity:** 2876 - Senior Services Programming to Respond to COVID-19  
 Status: Completed 11/30/2022 11:37:42 AM      Objective: Create suitable living environments  
 Location: 370 John James Audubon Pkwy Amherst, NY 14228-1142      Outcome: Availability/accessibility  
    Matrix Code: Senior Services (05A)      National Objective: LMC

**Activity to prevent, prepare for, and respond to Coronavirus:** Yes  
**Initial Funding Date:** 11/28/2022

**Description:**  
 Funding for pop-up outside events for Seniors in response to the pandemic.

**Financing**

	Fund Type	Grant Year	Grant	Funded Amount	Drawn In Program Year	Drawn Thru Program Year
CDBG	EN	2020	B20MW360010	\$17,112.88	\$0.00	\$17,112.88
<b>Total</b>	<b>Total</b>			<b>\$17,112.88</b>	<b>\$0.00</b>	<b>\$17,112.88</b>

**Proposed Accomplishments**

People (General) : 2,148

**Actual Accomplishments**

<i>Number assisted:</i>	<b>Owner</b>		<b>Renter</b>		<b>Total</b>		<b>Person</b>	
	Total	Hispanic	Total	Hispanic	Total	Hispanic	Total	Hispanic
White:	0	0	0	0	0	0	2,067	0
Black/African American:	0	0	0	0	0	0	45	0
Asian:	0	0	0	0	0	0	5	0
American Indian/Alaskan Native:	0	0	0	0	0	0	1	0
Native Hawaiian/Other Pacific Islander:	0	0	0	0	0	0	0	0
American Indian/Alaskan Native & White:	0	0	0	0	0	0	0	0
Asian White:	0	0	0	0	0	0	0	0
Black/African American & White:	0	0	0	0	0	0	0	0
American Indian/Alaskan Native & Black/African American:	0	0	0	0	0	0	0	0
Other multi-racial:	0	0	0	0	0	0	0	0
Asian/Pacific Islander:	0	0	0	0	0	0	0	0
Hispanic:	0	0	0	0	0	0	0	0
<b>Total:</b>	<b>0</b>	<b>0</b>	<b>0</b>	<b>0</b>	<b>0</b>	<b>0</b>	<b>2,118</b>	<b>0</b>
Female-headed Households:	0		0		0			

*Income Cateaorv:*

	<b>Owner</b>	<b>Renter</b>	<b>Total</b>	<b>Person</b>
Extremely Low	0	0	0	0
Low Mod	0	0	0	0
Moderate	0	0	0	2,118
Non Low Moderate	0	0	0	0
Total	0	0	0	2,118
Percent Low/Mod				100.0%

**Annual Accomplishments**

<b>Years</b>	<b>Accomplishment Narrative</b>	<b># Benefitting</b>
2020	Funding for pop-up outside events for Seniors in response to the pandemic.	

**PGM Year:** 2020  
**Project:** 0040 - CV - Emergency Rental Assistance (CDBG)  
**IDIS Activity:** 2877 - TBRA-168 Princeton Ct. Apt. 4

Status: Completed 1/25/2023 1:05:49 PM Objective: Provide decent affordable housing  
 Location: 168 Princeton Ave Apt 4 Amherst, NY 14226-5027 Outcome: Affordability  
 Matrix Code: Rental Housing Subsidies (05S) National Objective: LMH

**Activity to prevent, prepare for, and respond to Coronavirus:** Yes  
**Initial Funding Date:** 12/08/2022

**Description:**  
 Emergency rental assistance for up to 6 months due to COVID-19.

**Financing**

	Fund Type	Grant Year	Grant	Funded Amount	Drawn In Program Year	Drawn Thru Program Year
CDBG	EN	2020	B20MW360010	\$4,062.00	\$4,062.00	\$4,062.00
<b>Total</b>	<b>Total</b>			<b>\$4,062.00</b>	<b>\$4,062.00</b>	<b>\$4,062.00</b>

**Proposed Accomplishments**

Households (General) : 1

**Actual Accomplishments**

Number assisted:	Owner		Renter		Total		Person	
	Total	Hispanic	Total	Hispanic	Total	Hispanic	Total	Hispanic
White:	0	0	0	0	0	0		0
Black/African American:	0	0	1	0	1	0	0	0
Asian:	0	0	0	0	0	0	0	0
American Indian/Alaskan Native:	0	0	0	0	0	0	0	0
Native Hawaiian/Other Pacific Islander:	0	0	0	0	0	0	0	0
American Indian/Alaskan Native & White:	0	0	0	0	0	0	0	0
Asian White:	0	0	0	0	0	0	0	0
Black/African American & White:	0	0	0	0	0	0	0	0
American Indian/Alaskan Native & Black/African American:	0	0	0	0	0	0	0	0
Other multi-racial:	0	0	0	0	0	0	0	0
Asian/Pacific Islander:	0	0	0	0	0	0	0	0
Hispanic:	0	0	0	0	0	0	0	0
<b>Total:</b>	<b>0</b>	<b>0</b>	<b>1</b>	<b>0</b>	<b>1</b>	<b>0</b>	<b>0</b>	<b>0</b>

Female-headed Households: 0 1 1

**Income Catearorv:**

	Owner	Renter	Total	Person
Extremely Low	0	0	0	0
Low Mod	0	1	1	0
Moderate	0	0	0	0
Non Low Moderate	0	0	0	0
Total	0	1	1	0
Percent Low/Mod		100.0%	100.0%	

**Annual Accomplishments**

Years	Accomplishment Narrative	# Benefitting
2022	Emergency rental assistance for 6 months of arrears due to the pandemic.	

**PGM Year:** 2020  
**Project:** 0040 - CV - Emergency Rental Assistance (CDBG)  
**IDIS Activity:** 2880 - TBRA-209 B Travers Circle

Status: Completed 1/3/2023 10:38:38 AM Objective: Provide decent affordable housing  
 Location: 209 Travers Cir Apt B Amherst, NY 14228-1726 Outcome: Affordability  
 Matrix Code: Rental Housing Subsidies (05S) National Objective: LMH

**Activity to prevent, prepare for, and respond to Coronavirus:** Yes  
**Initial Funding Date:** 12/08/2022

**Description:**  
 Emergency rental assistance for up to six months due to the pandemic.

**Financing**

	Fund Type	Grant Year	Grant	Funded Amount	Drawn In Program Year	Drawn Thru Program Year
CDBG	EN	2020	B20MW360010	\$1,820.00	\$1,820.00	\$1,820.00
<b>Total</b>	<b>Total</b>			<b>\$1,820.00</b>	<b>\$1,820.00</b>	<b>\$1,820.00</b>

**Proposed Accomplishments**

Households (General) : 1

**Actual Accomplishments**

<i>Number assisted:</i>	<b>Owner</b>		<b>Renter</b>		<b>Total</b>		<b>Person</b>	
	Total	Hispanic	Total	Hispanic	Total	Hispanic	Total	Hispanic
White:	0	0	0	0	0	0	0	0
Black/African American:	0	0	1	0	1	0	0	0
Asian:	0	0	0	0	0	0	0	0
American Indian/Alaskan Native:	0	0	0	0	0	0	0	0
Native Hawaiian/Other Pacific Islander:	0	0	0	0	0	0	0	0
American Indian/Alaskan Native & White:	0	0	0	0	0	0	0	0
Asian White:	0	0	0	0	0	0	0	0
Black/African American & White:	0	0	0	0	0	0	0	0
American Indian/Alaskan Native & Black/African American:	0	0	0	0	0	0	0	0
Other multi-racial:	0	0	0	0	0	0	0	0
Asian/Pacific Islander:	0	0	0	0	0	0	0	0
Hispanic:	0	0	0	0	0	0	0	0
<b>Total:</b>	<b>0</b>	<b>0</b>	<b>1</b>	<b>0</b>	<b>1</b>	<b>0</b>	<b>0</b>	<b>0</b>
Female-headed Households:	0		1		1			
<i>Income Catearorv:</i>								
	<b>Owner</b>	<b>Renter</b>	<b>Total</b>	<b>Person</b>				
Extremely Low	0	0	0	0				
Low Mod	0	1	1	0				
Moderate	0	0	0	0				
Non Low Moderate	0	0	0	0				
Total	0	1	1	0				
Percent Low/Mod		100.0%	100.0%					

**Annual Accomplishments**

Years	Accomplishment Narrative	# Benefitting
2022	Emergency rental assistance for 2 months of overdue rent due to COVID-19.	

**PGM Year:** 2022  
**Project:** 0013 - Public Facilities and Infrastructure  
**IDIS Activity:** 2881 - Sewer Linings & Man Hole Covers in Eggertsville

Status: Open Objective: Create suitable living environments  
 Location: 5583 Main St Williamsville, NY 14221-5488 Outcome: Sustainability  
 Matrix Code: Water/Sewer Improvements (03J) National Objective: LMA

**Activity to prevent, prepare for, and respond to Coronavirus:** No  
**Initial Funding Date:** 12/13/2022

**Description:**  
 Sewer lining installation in Eggertsville.

**Financing**

	Fund Type	Grant Year	Grant	Funded Amount	Drawn In Program Year	Drawn Thru Program Year
CDBG	EN	2022	B22MC360010	\$117,539.00	\$106,635.00	\$106,635.00
<b>Total</b>	<b>Total</b>			<b>\$117,539.00</b>	<b>\$106,635.00</b>	<b>\$106,635.00</b>

**Proposed Accomplishments**

People (General) : 1,500  
 Total Population in Service Area: 3,810  
 Census Tract Percent Low / Mod: 80.45

**Annual Accomplishments**

**Years**                      **Accomplishment Narrative**

**PGM Year:** 2022  
**Project:** 0008 - Buffalo Urban League Foreclosure Prevention Services  
**IDIS Activity:** 2884 - Buffalo Urban League-Housing Counseling & Foreclosure Prevention

Status: Open Objective: Provide decent affordable housing  
 Location: 15 Genesee St Buffalo, NY 14203-1405 Outcome: Affordability  
 Matrix Code: Housing Counseling only, under 24 National Objective: LMC

**Activity to prevent, prepare for, and respond to Coronavirus:** No  
**Initial Funding Date:** 01/18/2023

**Description:**  
 Counseling and legal assistance for income eligible Amherst homeowners to avoid mortgage default and or predatory lending situations. Additional assistance is available for homebuyer education and credit counseling, credit restructuring and foreclosure prevention.

**Financing**

	Fund Type	Grant Year	Grant	Funded Amount	Drawn In Program Year	Drawn Thru Program Year
CDBG	EN	2022	B22MC360010	\$6,000.00	\$4,500.00	\$4,500.00
<b>Total</b>	<b>Total</b>			<b>\$6,000.00</b>	<b>\$4,500.00</b>	<b>\$4,500.00</b>

**Proposed Accomplishments**

People (General) : 50

**Actual Accomplishments**

Number assisted:	Owner		Renter		Total		Person	
	Total	Hispanic	Total	Hispanic	Total	Hispanic	Total	Hispanic
White:	0	0	0	0	0	0	5	0
Black/African American:	0	0	0	0	0	0	12	0
Asian:	0	0	0	0	0	0	3	0
American Indian/Alaskan Native:	0	0	0	0	0	0	0	0
Native Hawaiian/Other Pacific Islander:	0	0	0	0	0	0	0	0
American Indian/Alaskan Native & White:	0	0	0	0	0	0	0	0
Asian White:	0	0	0	0	0	0	0	0
Black/African American & White:	0	0	0	0	0	0	0	0
American Indian/Alaskan Native & Black/African American:	0	0	0	0	0	0	0	0
Other multi-racial:	0	0	0	0	0	0	5	0
Asian/Pacific Islander:	0	0	0	0	0	0	0	0
Hispanic:	0	0	0	0	0	0	0	0
<b>Total:</b>	<b>0</b>	<b>0</b>	<b>0</b>	<b>0</b>	<b>0</b>	<b>0</b>	<b>25</b>	<b>0</b>

Female-headed Households: 0

*Income Catearv:*

	Owner	Renter	Total	Person
Extremely Low	0	0	0	7
Low Mod	0	0	0	8
Moderate	0	0	0	10
Non Low Moderate	0	0	0	0
Total	0	0	0	25
Percent Low/Mod	100.0%			

**Annual Accomplishments**

Years	Accomplishment Narrative	# Benefitting
2022	From 4/1/22-6/30/22; 9 clients served. From 7/1/22-9/30/22; 0 clients served. From 10/1/22-12/31/22; 5 clients served. From 1/1/23-3/31/23; 11 clients assisted.	

**PGM Year:** 2022  
**Project:** 0012 - YWCA, Inc. Transitional Housing  
**IDIS Activity:** 2886 - YWCA, Inc.-Transitional Housing

Status: Open Objective: Provide decent affordable housing  
 Location: 1005 Grant St Buffalo, NY 14207-2877 Outcome: Affordability  
 Matrix Code: Services for victims of domestic National Objective: LMC

**Activity to prevent, prepare for, and respond to Coronavirus:** No  
**Initial Funding Date:** 02/01/2023

**Description:**

The YWCA of WNY, Inc. has four transitional housing units in Amherst for victims of domestic violence or at risk of homelessness. The funds will be used to pay for a case manager for the Amherst residents.

**Financing**

	Fund Type	Grant Year	Grant	Funded Amount	Drawn In Program Year	Drawn Thru Program Year
CDBG	EN	2022	B22MC360010	\$30,500.00	\$21,310.21	\$21,310.21
<b>Total</b>	<b>Total</b>			<b>\$30,500.00</b>	<b>\$21,310.21</b>	<b>\$21,310.21</b>

**Proposed Accomplishments**

People (General) : 16

**Actual Accomplishments**

Number assisted:	Owner		Renter		Total		Person	
	Total	Hispanic	Total	Hispanic	Total	Hispanic	Total	Hispanic
White:	0	0	0	0	0	0		0
Black/African American:	0	0	0	0	0	0	22	0
Asian:	0	0	0	0	0	0	0	0
American Indian/Alaskan Native:	0	0	0	0	0	0	0	0
Native Hawaiian/Other Pacific Islander:	0	0	0	0	0	0	0	0
American Indian/Alaskan Native & White:	0	0	0	0	0	0	0	0
Asian White:	0	0	0	0	0	0	0	0
Black/African American & White:	0	0	0	0	0	0	0	0
American Indian/Alaskan Native & Black/African American:	0	0	0	0	0	0	0	0
Other multi-racial:	0	0	0	0	0	0	0	0
Asian/Pacific Islander:	0	0	0	0	0	0	0	0
Hispanic:	0	0	0	0	0	0	0	0
<b>Total:</b>	<b>0</b>	<b>0</b>	<b>0</b>	<b>0</b>	<b>0</b>	<b>0</b>	<b>22</b>	<b>0</b>
Female-headed Households:	0		0		0			

*Income Catearv:*

	Owner	Renter	Total	Person
Extremely Low	0	0	0	22
Low Mod	0	0	0	0
Moderate	0	0	0	0
Non Low Moderate	0	0	0	0
Total	0	0	0	22
Percent Low/Mod				100.0%

**Annual Accomplishments**

Years	Accomplishment Narrative	# Benefitting
2022	To provide transitional housing to 4 female-head of households due to homelessness and domestic violence.	

**PGM Year:** 2020  
**Project:** 0040 - CV - Emergency Rental Assistance (CDBG)  
**IDIS Activity:** 2887 - TBRA-719 Millersport Highway, Apt. #1

Status: Completed 2/24/2023 2:36:50 PM Objective: Provide decent affordable housing  
 Location: 719 Millersport Hwy Amherst, NY 14226-2407 Outcome: Affordability  
 Matrix Code: Rental Housing Subsidies (05S) National Objective: LMH

**Activity to prevent, prepare for, and respond to Coronavirus:** Yes  
**Initial Funding Date:** 02/01/2023

**Description:**  
 Emergency rental assistance up to 6 months due to the pandemic.

**Financing**

	Fund Type	Grant Year	Grant	Funded Amount	Drawn In Program Year	Drawn Thru Program Year
CDBG	EN	2020	B20MW360010	\$2,353.00	\$2,353.00	\$2,353.00
<b>Total</b>	<b>Total</b>			<b>\$2,353.00</b>	<b>\$2,353.00</b>	<b>\$2,353.00</b>

**Proposed Accomplishments**

Households (General) : 1

**Actual Accomplishments**

Number assisted:	Owner		Renter		Total		Person	
	Total	Hispanic	Total	Hispanic	Total	Hispanic	Total	Hispanic
White:	0	0	1	0	1	0	0	0
Black/African American:	0	0	0	0	0	0	0	0
Asian:	0	0	0	0	0	0	0	0
American Indian/Alaskan Native:	0	0	0	0	0	0	0	0
Native Hawaiian/Other Pacific Islander:	0	0	0	0	0	0	0	0
American Indian/Alaskan Native & White:	0	0	0	0	0	0	0	0
Asian White:	0	0	0	0	0	0	0	0
Black/African American & White:	0	0	0	0	0	0	0	0
American Indian/Alaskan Native & Black/African American:	0	0	0	0	0	0	0	0
Other multi-racial:	0	0	0	0	0	0	0	0
Asian/Pacific Islander:	0	0	0	0	0	0	0	0
Hispanic:	0	0	0	0	0	0	0	0
<b>Total:</b>	<b>0</b>	<b>0</b>	<b>1</b>	<b>0</b>	<b>1</b>	<b>0</b>	<b>0</b>	<b>0</b>
Female-headed Households:	0		0		0			

*Income Catearorv:*

	Owner	Renter	Total	Person
Extremely Low	0	1	1	0
Low Mod	0	0	0	0
Moderate	0	0	0	0
Non Low Moderate	0	0	0	0
Total	0	1	1	0
Percent Low/Mod		100.0%	100.0%	

**Annual Accomplishments**

Years	Accomplishment Narrative	# Benefitting
2022	Emergency rental assistance up to 3 months due to the pandemic.	

**PGM Year:** 2020  
**Project:** 0040 - CV - Emergency Rental Assistance (CDBG)  
**IDIS Activity:** 2888 - TBRA-818 Robin Road

Status: Completed 2/24/2023 2:38:26 PM Objective: Provide decent affordable housing  
 Location: 818 Robin Rd Amherst, NY 14228-1044 Outcome: Affordability  
 Matrix Code: Rental Housing Subsidies (05S) National Objective: LMH

**Activity to prevent, prepare for, and respond to Coronavirus:** Yes  
**Initial Funding Date:** 02/09/2023

**Description:**  
 Emergency rental assistance for up to 3 months due to COVID-19.

**Financing**

	Fund Type	Grant Year	Grant	Funded Amount	Drawn In Program Year	Drawn Thru Program Year
CDBG	EN	2020	B20MW360010	\$5,502.00	\$5,502.00	\$5,502.00
<b>Total</b>	<b>Total</b>			<b>\$5,502.00</b>	<b>\$5,502.00</b>	<b>\$5,502.00</b>

**Proposed Accomplishments**

Households (General) : 1

**Actual Accomplishments**

Number assisted:	Owner		Renter		Total		Person	
	Total	Hispanic	Total	Hispanic	Total	Hispanic	Total	Hispanic
White:	0	0	0	0	0	0	0	0
Black/African American:	0	0	1	0	1	0	0	0
Asian:	0	0	0	0	0	0	0	0
American Indian/Alaskan Native:	0	0	0	0	0	0	0	0
Native Hawaiian/Other Pacific Islander:	0	0	0	0	0	0	0	0
American Indian/Alaskan Native & White:	0	0	0	0	0	0	0	0
Asian White:	0	0	0	0	0	0	0	0
Black/African American & White:	0	0	0	0	0	0	0	0
American Indian/Alaskan Native & Black/African American:	0	0	0	0	0	0	0	0
Other multi-racial:	0	0	0	0	0	0	0	0
Asian/Pacific Islander:	0	0	0	0	0	0	0	0
Hispanic:	0	0	0	0	0	0	0	0
<b>Total:</b>	<b>0</b>	<b>0</b>	<b>1</b>	<b>0</b>	<b>1</b>	<b>0</b>	<b>0</b>	<b>0</b>
Female-headed Households:	0		1		1			

*Income Catearorv:*

	Owner	Renter	Total	Person
Extremely Low	0	0	0	0
Low Mod	0	1	1	0
Moderate	0	0	0	0
Non Low Moderate	0	0	0	0
Total	0	1	1	0
Percent Low/Mod		100.0%	100.0%	

**Annual Accomplishments**

Years	Accomplishment Narrative	# Benefitting
2022	Emergency Rental Assistance for up to 3 months.	



**PGM Year:** 2020  
**Project:** 0040 - CV - Emergency Rental Assistance (CDBG)  
**IDIS Activity:** 2889 - TBRA-29 West Summerset Lane, Right side

Status: Completed 3/28/2023 1:06:46 PM Objective: Provide decent affordable housing  
 Location: 29 W Summerset Ln Amherst, NY 14228-1614 Outcome: Affordability  
 Matrix Code: Rental Housing Subsidies (05S) National Objective: LMH

**Activity to prevent, prepare for, and respond to Coronavirus:** Yes  
**Initial Funding Date:** 02/13/2023

**Description:**  
 Emergency rental assistance due to the pandemic.

**Financing**

	Fund Type	Grant Year	Grant	Funded Amount	Drawn In Program Year	Drawn Thru Program Year
CDBG	EN	2020	B20MW360010	\$6,000.00	\$6,000.00	\$6,000.00
<b>Total</b>	<b>Total</b>			<b>\$6,000.00</b>	<b>\$6,000.00</b>	<b>\$6,000.00</b>

**Proposed Accomplishments**

Households (General) : 1

**Actual Accomplishments**

Number assisted:	Owner		Renter		Total		Person	
	Total	Hispanic	Total	Hispanic	Total	Hispanic	Total	Hispanic
White:	0	0	0	0	0	0		0
Black/African American:	0	0	1	0	1	0	0	0
Asian:	0	0	0	0	0	0	0	0
American Indian/Alaskan Native:	0	0	0	0	0	0	0	0
Native Hawaiian/Other Pacific Islander:	0	0	0	0	0	0	0	0
American Indian/Alaskan Native & White:	0	0	0	0	0	0	0	0
Asian White:	0	0	0	0	0	0	0	0
Black/African American & White:	0	0	0	0	0	0	0	0
American Indian/Alaskan Native & Black/African American:	0	0	0	0	0	0	0	0
Other multi-racial:	0	0	0	0	0	0	0	0
Asian/Pacific Islander:	0	0	0	0	0	0	0	0
Hispanic:	0	0	0	0	0	0	0	0
<b>Total:</b>	<b>0</b>	<b>0</b>	<b>1</b>	<b>0</b>	<b>1</b>	<b>0</b>	<b>0</b>	<b>0</b>

Female-headed Households: 0 1 1

*Income Category:*

	Owner	Renter	Total	Person
Extremely Low	0	0	0	0
Low Mod	0	1	1	0
Moderate	0	0	0	0
Non Low Moderate	0	0	0	0
Total	0	1	1	0
Percent Low/Mod		100.0%	100.0%	

**Annual Accomplishments**

Years	Accomplishment Narrative	# Benefiting
2022	Emergency rental assistance for 5 months due to COVID-19.	

**PGM Year:** 2020  
**Project:** 0040 - CV - Emergency Rental Assistance (CDBG)  
**IDIS Activity:** 2890 - TBRA-33 Sunshine Drive

Status: Completed 3/28/2023 1:07:52 PM Objective: Provide decent affordable housing  
 Location: 33 Sunshine Dr Amherst, NY 14228-1958 Outcome: Affordability  
 Matrix Code: Rental Housing Subsidies (05S) National Objective: LMH

**Activity to prevent, prepare for, and respond to Coronavirus:** Yes  
**Initial Funding Date:** 02/13/2023

**Description:**  
 Emergency rental assistance up to 6 months.

**Financing**

	Fund Type	Grant Year	Grant	Funded Amount	Drawn In Program Year	Drawn Thru Program Year
CDBG	EN	2020	B20MW360010	\$5,800.00	\$5,800.00	\$5,800.00
<b>Total</b>	<b>Total</b>			<b>\$5,800.00</b>	<b>\$5,800.00</b>	<b>\$5,800.00</b>

**Proposed Accomplishments**

Households (General) : 1

**Actual Accomplishments**

Number assisted:	Owner		Renter		Total		Person	
	Total	Hispanic	Total	Hispanic	Total	Hispanic	Total	Hispanic
White:	0	0	1	0	1	0	0	0
Black/African American:	0	0	0	0	0	0	0	0
Asian:	0	0	0	0	0	0	0	0
American Indian/Alaskan Native:	0	0	0	0	0	0	0	0
Native Hawaiian/Other Pacific Islander:	0	0	0	0	0	0	0	0
American Indian/Alaskan Native & White:	0	0	0	0	0	0	0	0
Asian White:	0	0	0	0	0	0	0	0
Black/African American & White:	0	0	0	0	0	0	0	0
American Indian/Alaskan Native & Black/African American:	0	0	0	0	0	0	0	0
Other multi-racial:	0	0	0	0	0	0	0	0
Asian/Pacific Islander:	0	0	0	0	0	0	0	0
Hispanic:	0	0	0	0	0	0	0	0
<b>Total:</b>	<b>0</b>	<b>0</b>	<b>1</b>	<b>0</b>	<b>1</b>	<b>0</b>	<b>0</b>	<b>0</b>
Female-headed Households:	0		0		0			

*Income Catearorv:*

	Owner	Renter	Total	Person
Extremely Low	0	0	0	0
Low Mod	0	1	1	0
Moderate	0	0	0	0
Non Low Moderate	0	0	0	0
Total	0	1	1	0
Percent Low/Mod		100.0%	100.0%	

**Annual Accomplishments**

Years	Accomplishment Narrative	# Benefitting
2022	Emergency rental assistance for up to 4 months due to COVID-19.	

**PGM Year:** 2020  
**Project:** 0052 - CV - Northwest Community Center  
**IDIS Activity:** 2891 - Northwest Community Center Project Manager

Status: Open Objective: Create suitable living environments  
 Location: 220 Northpointe Pkwy Buffalo, NY 14228-1894 Outcome: Availability/accessibility  
 Matrix Code: Neighborhood Facilities (03E) National Objective: LMA

**Activity to prevent, prepare for, and respond to Coronavirus:** Yes  
**Initial Funding Date:** 02/23/2023

**Description:**  
 Providing funding for the salary of a project manager to oversee the completion and programming of the Northwest Community Center in the Town.  
 There is also going to be a playground built on the site.

**Financing**

	Fund Type	Grant Year	Grant	Funded Amount	Drawn In Program Year	Drawn Thru Program Year
CDBG	EN	2020	B20MW360010	\$202,855.40	\$7,298.09	\$7,298.09
<b>Total</b>	<b>Total</b>			<b>\$202,855.40</b>	<b>\$7,298.09</b>	<b>\$7,298.09</b>

**Proposed Accomplishments**

Public Facilities : 1  
 Total Population in Service Area: 4,780  
 Census Tract Percent Low / Mod: 43.83

**Annual Accomplishments**

**Years**                      **Accomplishment Narrative**

---



---

	<b># Benefitting</b>
2022	A project manager has been hired to oversee the completion and programming of the Northwest Community Center for low-income families to use.

**PGM Year:** 2020  
**Project:** 0040 - CV - Emergency Rental Assistance (CDBG)  
**IDIS Activity:** 2894 - 167 Cambridge Blvd., Apt. 2

Status: Completed 3/28/2023 1:08:31 PM Objective: Provide decent affordable housing  
 Location: 167 Cambridge Blvd Apt 2 Amherst, NY 14226-3058 Outcome: Affordability  
 Matrix Code: Rental Housing Subsidies (05S) National Objective: LMH

**Activity to prevent, prepare for, and respond to Coronavirus:** Yes  
**Initial Funding Date:** 03/08/2023

**Description:**  
 Emergency Rental Assistance up to 6 months due to COVID-19.

**Financing**

	Fund Type	Grant Year	Grant	Funded Amount	Drawn In Program Year	Drawn Thru Program Year
CDBG	EN	2020	B20MW360010	\$5,052.00	\$5,052.00	\$5,052.00
<b>Total</b>	<b>Total</b>			<b>\$5,052.00</b>	<b>\$5,052.00</b>	<b>\$5,052.00</b>

**Proposed Accomplishments**

Households (General) : 1

**Actual Accomplishments**

*Number assisted:*

	Owner		Renter		Total		Person	
	Total	Hispanic	Total	Hispanic	Total	Hispanic	Total	Hispanic
White:	0	0	0	0	0	0	0	0
Black/African American:	0	0	1	0	1	0	0	0
Asian:	0	0	0	0	0	0	0	0
American Indian/Alaskan Native:	0	0	0	0	0	0	0	0
Native Hawaiian/Other Pacific Islander:	0	0	0	0	0	0	0	0
American Indian/Alaskan Native & White:	0	0	0	0	0	0	0	0
Asian White:	0	0	0	0	0	0	0	0
Black/African American & White:	0	0	0	0	0	0	0	0
American Indian/Alaskan Native & Black/African American:	0	0	0	0	0	0	0	0
Other multi-racial:	0	0	0	0	0	0	0	0
Asian/Pacific Islander:	0	0	0	0	0	0	0	0
Hispanic:	0	0	0	0	0	0	0	0
<b>Total:</b>	<b>0</b>	<b>0</b>	<b>1</b>	<b>0</b>	<b>1</b>	<b>0</b>	<b>0</b>	<b>0</b>
Female-headed Households:	0		0		0			

*Income Catearorv:*

	Owner	Renter	Total	Person
Extremely Low	0	0	0	0
Low Mod	0	0	0	0
Moderate	0	1	1	0
Non Low Moderate	0	0	0	0
Total	0	1	1	0
Percent Low/Mod		100.0%	100.0%	

**Annual Accomplishments**

Years	Accomplishment Narrative	# Benefitting
2022	Emergency rental assistance for 6 months due to COVID-19.	

**PGM Year:** 2022  
**Project:** 0017 - Parachute Credit Counseling  
**IDIS Activity:** 2895 - Parachute Credit Counseling-Financial Education for Youth in the Town

Status: Open Objective: Create suitable living environments  
 Location: 5583 Main St Williamsville, NY 14221-5488 Outcome: Sustainability  
 Matrix Code: Other Public Services Not Listed in 05A- National Objective: LMA

**Activity to prevent, prepare for, and respond to Coronavirus:** No  
**Initial Funding Date:** 03/08/2023

**Description:**  
 Financial Education workshops for low-income youth in the Town of Amherst.

**Financing**

	Fund Type	Grant Year	Grant	Funded Amount	Drawn In Program Year	Drawn Thru Program Year
CDBG	EN	2022	B22MC360010	\$8,000.00	\$2,400.00	\$2,400.00
<b>Total</b>	<b>Total</b>			<b>\$8,000.00</b>	<b>\$2,400.00</b>	<b>\$2,400.00</b>

**Proposed Accomplishments**

People (General) : 100  
 Total Population in Service Area: 4,985  
 Census Tract Percent Low / Mod: 71.31

**Annual Accomplishments**


Years	Accomplishment Narrative	# Benefitting
2022	Financial Education Workshops for low-income youth in the Town of Amherst.	
	<b>Total Funded Amount:</b>	<b>\$2,531,617.60</b>
	<b>Total Drawn Thru Program Year:</b>	<b>\$2,060,471.33</b>
	<b>Total Drawn In Program Year:</b>	<b>\$1,214,620.15</b>

U.S. Department of Housing and Urban Development  
 Office of Community Planning and Development  
 Integrated Disbursement and Information System  
 List of Activities By Program Year And Project  
 Amherst, NY

REPORT FOR CPD CDBG  
 PGM YR: 2022

Formula and Competitive Grants only, CARES Act Grants only

Plan Year	IDIS Project	Project	IDIS Activity ID	Activity Name	Activity Status	Program	Funded Amount	Draw Amount	Balance
2022	1	Amherst CDBG Housing Rehabilitation	2856	CDBG Program Income	Open	CDBG	\$11,882.19	\$0.00	\$11,882.19
			2901	144 Springville Avenue	Open	CDBG	\$426.00	\$0.00	\$426.00
			2902	5 Parkwood Drive	Open	CDBG	\$37,345.00	\$0.00	\$37,345.00
		<b>Project Total</b>				<b>\$49,653.19</b>	<b>\$0.00</b>	<b>\$49,653.19</b>	
	2	CDBG General Program Administration	2872	CDBG Program Administration	Open	CDBG	\$13,370.31	\$0.00	\$13,370.31
		<b>Project Total</b>				<b>\$13,370.31</b>	<b>\$0.00</b>	<b>\$13,370.31</b>	
	4	Public Information and Advertising	2868	Public Information	Open	CDBG	\$2,000.00	\$1,207.46	\$792.54
		<b>Project Total</b>				<b>\$2,000.00</b>	<b>\$1,207.46</b>	<b>\$792.54</b>	
	6	Weatherization Program for Single Family Homes	2863	Weatherization Services through Supportive Services	Open	CDBG	\$12,000.00	\$10,184.73	\$1,815.27
		<b>Project Total</b>				<b>\$12,000.00</b>	<b>\$10,184.73</b>	<b>\$1,815.27</b>	
	7	Belmont Housing Counseling Services	2869	Housing Counseling Services through Belmont Housing Resources for WNY, Inc.	Open	CDBG	\$16,500.00	\$14,120.00	\$2,380.00
		<b>Project Total</b>				<b>\$16,500.00</b>	<b>\$14,120.00</b>	<b>\$2,380.00</b>	
	8	Buffalo Urban League Foreclosure Prevention Services	2884	Buffalo Urban League-Housing Counseling & Foreclosure Prevention	Open	CDBG	\$6,000.00	\$6,000.00	\$0.00
		<b>Project Total</b>				<b>\$6,000.00</b>	<b>\$6,000.00</b>	<b>\$0.00</b>	
	9	Fair Housing Counseling through Housing Opportunities Made Equal	2862	Fair Housing Counseling through Housing Opportunities Made Equal	Open	CDBG	\$8,000.00	\$5,323.29	\$2,676.71
		<b>Project Total</b>				<b>\$8,000.00</b>	<b>\$5,323.29</b>	<b>\$2,676.71</b>	
	10	Family Justice Center	2866	Boys & Girls Club Afterschool Program	Completed	CDBG	\$40,000.00	\$40,000.00	\$0.00
		<b>Project Total</b>				<b>\$40,000.00</b>	<b>\$40,000.00</b>	<b>\$0.00</b>	
	12	YWCA, Inc. Transitional Housing	2886	YWCA, Inc.-Transitional Housing	Open	CDBG	\$30,500.00	\$30,500.00	\$0.00
		<b>Project Total</b>				<b>\$30,500.00</b>	<b>\$30,500.00</b>	<b>\$0.00</b>	
	13	Public Facilities and Infrastructure	2881	Sewer Linings & Man Hole Covers in ...	Open	CDBG	\$117,539.00	\$106,635.00	\$10,904.00
		<b>Project Total</b>				<b>\$117,539.00</b>	<b>\$106,635.00</b>	<b>\$10,904.00</b>	
	17	Parachute Credit Counseling	2895	Parachute Credit Counseling-Financial Education for Youth in the Town	Open	CDBG	\$8,000.00	\$2,400.00	\$5,600.00
		<b>Project Total</b>				<b>\$8,000.00</b>	<b>\$2,400.00</b>	<b>\$5,600.00</b>	
	30	Community Policing	2864	Community Policing	Open	CDBG	\$10,000.00	\$4,722.29	\$5,277.71
		<b>Project Total</b>				<b>\$10,000.00</b>	<b>\$4,722.29</b>	<b>\$5,277.71</b>	
						<b>CDBG</b>	<b>\$313,562.50</b>	<b>\$221,092.77</b>	<b>\$92,469.73</b>
		<b>Program Total</b>					<b>\$313,562.50</b>	<b>\$221,092.77</b>	<b>\$92,469.73</b>



**Count of CDBG and CDBG-CV Activities with Disbursements by Activity Group & Matrix Code**

Activity Group	Activity Category	Open Count	Open Activities Disbursed	Completed Count	Completed Activities Disbursed	Program Year Count	Total Activities Disbursed
Acquisition	Acquisition of Real Property (01)	1	\$5,070.00	0	\$0.00	1	\$5,070.00
	<b>Total Acquisition</b>	<b>1</b>	<b>\$5,070.00</b>	<b>0</b>	<b>\$0.00</b>	<b>1</b>	<b>\$5,070.00</b>
Housing	Rehab; Single-Unit Residential (14A)	7	\$69,405.20	28	\$304,888.38	35	\$374,293.58
	Energy Efficiency Improvements (14F)	1	\$10,184.73	1	\$8,246.55	2	\$18,431.28
	Rehabilitation Administration (14H)	2	\$92,866.60	1	\$37,830.86	3	\$130,697.46
	Lead-Based/Lead Hazard Test/Abate	1	\$1,914.75	1	\$4,870.25	2	\$6,785.00
	<b>Total Housing</b>	<b>11</b>	<b>\$174,371.28</b>	<b>31</b>	<b>\$355,836.04</b>	<b>42</b>	<b>\$530,207.32</b>
Public Facilities and Improvements	Senior Centers (03A)	0	\$0.00	1	\$0.00	1	\$0.00
	Neighborhood Facilities (03E)	1	\$7,298.09	0	\$0.00	1	\$7,298.09
	Water/Sewer Improvements (03J)	2	\$155,805.00	0	\$0.00	2	\$155,805.00
	Non-Residential Historic Preservation	1	\$42,135.00	0	\$0.00	1	\$42,135.00
	<b>Total Public Facilities and Improvements</b>	<b>4</b>	<b>\$205,238.09</b>	<b>1</b>	<b>\$0.00</b>	<b>5</b>	<b>\$205,238.09</b>
Public Services	Senior Services (05A)	1	\$22,052.02	1	\$0.00	2	\$22,052.02
	Legal Services (05C)	0	\$0.00	2	\$24,165.00	2	\$24,165.00
	Youth Services (05D)	0	\$0.00	2	\$40,000.00	2	\$40,000.00
	Services for victims of domestic	1	\$21,310.21	1	\$3,439.31	2	\$24,749.52
	Crime Awareness (05I)	1	\$4,125.33	1	\$958.69	2	\$5,084.02
	Rental Housing Subsidies (05S)	0	\$0.00	47	\$159,139.70	47	\$159,139.70
	Housing Counseling only, under 24 CFR	3	\$30,902.00	2	\$1,500.00	5	\$32,402.00
	Other Public Services Not Listed in 05A-05Y, 03T (05Z)	1	\$2,400.00	0	\$0.00	1	\$2,400.00
	<b>Total Public Services</b>	<b>7</b>	<b>\$80,789.56</b>	<b>56</b>	<b>\$229,202.70</b>	<b>63</b>	<b>\$309,992.26</b>
General Administration and Planning	General Program Administration (21A)	4	\$151,770.03	0	\$0.00	4	\$151,770.03
	Public Information (21C)	1	\$1,207.46	1	\$1,495.73	2	\$2,703.19
	Fair Housing Activities (subject to 20%	1	\$5,323.29	1	\$4,315.97	2	\$9,639.26
	<b>Total General Administration and Planning</b>	<b>6</b>	<b>\$158,300.78</b>	<b>2</b>	<b>\$5,811.70</b>	<b>8</b>	<b>\$164,112.48</b>
<b>Grand Total</b>		<b>30</b>	<b>\$623,769.71</b>	<b>90</b>	<b>\$590,850.44</b>	<b>120</b>	<b>\$1,214,620.15</b>

**CDBG and CDBG-CV Sum of Actual Accomplishments by Activity Group and Accomplishment Type**

Activity Group	Matrix Code	Accomplishment Type	Open Count	Completed Count	Program Year Totals
Acquisition	Acquisition of Real Property (01)	Housing Units	1	0	1
	<b>Total Acquisition</b>		<b>1</b>	<b>0</b>	<b>1</b>
Housing	Rehab; Single-Unit Residential (14A)	Housing Units	4	27	31
	Energy Efficiency Improvements (14F)	Housing Units	8	16	24

	Rehabilitation Administration (14H)	Housing Units	0	0	0
	Lead-Based/Lead Hazard Test/Abate (14I)	Housing Units	1	7	8
	<b>Total Housing</b>		<b>13</b>	<b>50</b>	<b>63</b>
Public Facilities and Improvements	Senior Centers (03A)	Public Facilities	0	2,148	2,148
	Neighborhood Facilities (03E)	Public Facilities	4,780	0	4,780
	Water/Sewer Improvements (03J)	Persons	5,955	0	5,955
	Non-Residential Historic Preservation (16B)	Organizations	1	0	1
	<b>Total Public Facilities and Improvements</b>		<b>10,736</b>	<b>2,148</b>	<b>12,884</b>
Public Services	Senior Services (05A)	Persons	300	2,118	2,418
	Legal Services (05C)	Persons	0	62	62
	Youth Services (05D)	Persons	0	403	403
	Services for victims of domestic violence, dating	Persons	22	16	38
	Crime Awareness (05I)	Persons	70	2,690	2,760
	Rental Housing Subsidies (05S)	Households	0	47	47
	Housing Counseling only, under 24 CFR 5.100 (05U)	Persons	195	128	323
		Households	79	0	79
	Other Public Services Not Listed in 05A-05Y, 03T	Persons	4,985	0	4,985
	<b>Total Public Services</b>		<b>5,651</b>	<b>5,464</b>	<b>11,115</b>
<b>Grand Total</b>		<b>16,401</b>	<b>7,662</b>	<b>24,063</b>	

#### CDBG and CDBG-CV Beneficiaries by Racial / Ethnic Category

Housing-Non Housing	Race	Total Persons	Total Hispanic Persons	Total Households	Total Hispanic
					Households
Housing	White	0	0	51	2
	Black/African American	0	0	8	0
	Asian	0	0	3	0
	Other multi-racial	0	0	1	0
	<b>Total Housing</b>	<b>0</b>	<b>0</b>	<b>63</b>	<b>2</b>
Non Housing	White	4,573	15	47	4
	Black/African American	354	0	64	0
	Asian	21	0	2	0
	American Indian/Alaskan Native	2	0	0	0
	American Indian/Alaskan Native & White	1	0	1	0
	Black/African American & White	3	0	4	0
	Other multi-racial	101	0	9	1
	<b>Total Non Housing</b>	<b>5,055</b>	<b>15</b>	<b>127</b>	<b>5</b>
Grand Total	White	4,573	15	98	6
	Black/African American	354	0	72	0
	Asian	21	0	5	0
	American Indian/Alaskan Native	2	0	0	0
	American Indian/Alaskan Native & White	1	0	1	0
	Black/African American & White	3	0	4	0
	Other multi-racial	101	0	10	1
	<b>Total Grand Total</b>	<b>5,055</b>	<b>15</b>	<b>190</b>	<b>7</b>



**CDBG and CDBG-CV Beneficiaries by Income Category**

	<b>Income Levels</b>	<b>Owner Occupied</b>	<b>Renter Occupied</b>	<b>Persons</b>
Housing	Extremely Low (<=30%)	6	0	0
	Low (>30% and <=50%)	4	0	0
	Mod (>50% and <=80%)	9	0	0
	Total Low-Mod	19	0	0
	Non Low-Mod (>80%)	0	0	0
	Total Beneficiaries	19	0	0
Non Housing	Extremely Low (<=30%)	26	11	197
	Low (>30% and <=50%)	20	30	250
	Mod (>50% and <=80%)	22	6	26
	Total Low-Mod	68	47	473
	Non Low-Mod (>80%)	11	0	0
	Total Beneficiaries	79	47	473



Program Year: 2022

Start Date 01-Apr-2022 - End Date 31-Mar-2023

**AMHERST CONSORTIUM**

**Home Disbursements and Unit Completions**

Activity Type	Disbursed Amount	Units Completed	Units Occupied
First Time Homebuyers	\$16,024.09	1	1
Existing Homeowners	\$514,497.35	21	21
Total, Homebuyers and Homeowners	\$530,521.44	22	22
<b>Grand Total</b>	<b>\$530,521.44</b>	<b>22</b>	<b>22</b>

**Home Unit Completions by Percent of Area Median Income**

Activity Type						Units Completed	
	0% - 30%	31% - 50%	51% - 60%	61% - 80%	Total 0% - 60%	Total 0% - 80%	
First Time Homebuyers	0	1	0	0	1	1	
Existing Homeowners	4	4	3	10	11	21	
Total, Homebuyers and Homeowners	4	5	3	10	12	22	
<b>Grand Total</b>	<b>4</b>	<b>5</b>	<b>3</b>	<b>10</b>	<b>12</b>	<b>22</b>	

**Home Unit Reported As Vacant**

Activity Type	Reported as Vacant
First Time Homebuyers	0
Existing Homeowners	0
Total, Homebuyers and Homeowners	0
<b>Grand Total</b>	<b>0</b>

**Home Unit Completions by Racial / Ethnic Category**

	First Time Homebuyers		Existing Homeowners	
	Completed	Completed -	Completed	Completed -
White	0	0	15	0
Black/African American	1	0	6	0
<b>Total</b>	<b>1</b>	<b>0</b>	<b>21</b>	<b>0</b>
<b>Total, Homebuyers and Homeowners</b>				
	Completed		Grand Total	
	Completed	Completed -	Completed	Completed -
White	15	0	15	0
Black/African American	7	0	7	0
<b>Total</b>	<b>22</b>	<b>0</b>	<b>22</b>	<b>0</b>

Objectives	Outcomes						# of Total Units Brought to Property		Of the Total Units, the # occupied by Households <= 80% AMI			
	Availability / Accessibility		Affordability		Sustainability		Total by Objective		Standard			
	Units	\$	Units	\$	Units	\$	Units	\$	Units	\$	Units	\$
Suitable Living	0	0.00	0	0.00	23	19,336.55	23	19,336.55	0	***	23	***
Decent Housing	0	0.00	73	660,976.61	0	0.00	73	660,976.61	0	660,976.61	73	660,976.61
Economic Opportunity	0	0.00	0	0.00	0	0.00	0	0.00	0	0.00	0	0.00
Total by Outcome	0	0.00	73	660,976.61	23	19,336.55	96	680,313.16	0	***	96	680,313.16



**PART I: SUMMARY OF CDBG RESOURCES**

01 UNEXPENDED CDBG FUNDS AT END OF PREVIOUS PROGRAM YEAR	1,353,901.73
02 ENTITLEMENT GRANT	612,676.00
03 SURPLUS URBAN RENEWAL	0.00
04 SECTION 108 GUARANTEED LOAN FUNDS	0.00
05 CURRENT YEAR PROGRAM INCOME	136,356.15
05a CURRENT YEAR SECTION 108 PROGRAM INCOME (FOR SI TYPE)	0.00
06 FUNDS RETURNED TO THE LINE-OF-CREDIT	0.00
06a FUNDS RETURNED TO THE LOCAL CDBG ACCOUNT	0.00
07 ADJUSTMENT TO COMPUTE TOTAL AVAILABLE	0.00
08 TOTAL AVAILABLE (SUM, LINES 01-07)	2,102,933.88

**PART II: SUMMARY OF CDBG EXPENDITURES**

09 DISBURSEMENTS OTHER THAN SECTION 108 REPAYMENTS AND PLANNING/ADMINISTRATION	825,570.86
10 ADJUSTMENT TO COMPUTE TOTAL AMOUNT SUBJECT TO LOW/MOD BENEFIT	0.00
11 AMOUNT SUBJECT TO LOW/MOD BENEFIT (LINE 09 + LINE 10)	825,570.86
12 DISBURSED IN IDIS FOR PLANNING/ADMINISTRATION	145,562.29
13 DISBURSED IN IDIS FOR SECTION 108 REPAYMENTS	0.00
14 ADJUSTMENT TO COMPUTE TOTAL EXPENDITURES	0.00
15 TOTAL EXPENDITURES (SUM, LINES 11-14)	971,133.15
16 UNEXPENDED BALANCE (LINE 08 - LINE 15)	1,131,800.73

**PART III: LOWMOD BENEFIT THIS REPORTING PERIOD**

17 EXPENDED FOR LOW/MOD HOUSING IN SPECIAL AREAS	0.00
18 EXPENDED FOR LOW/MOD MULTI-UNIT HOUSING	0.00
19 DISBURSED FOR OTHER LOW/MOD ACTIVITIES	783,435.86
20 ADJUSTMENT TO COMPUTE TOTAL LOW/MOD CREDIT	0.00
21 TOTAL LOW/MOD CREDIT (SUM, LINES 17-20)	783,435.86
22 PERCENT LOW/MOD CREDIT (LINE 21/LINE 11)	94.90%

**LOW/MOD BENEFIT FOR MULTI-YEAR CERTIFICATIONS**

23 PROGRAM YEARS(PY) COVERED IN CERTIFICATION	PY: PY: PY:
24 CUMULATIVE NET EXPENDITURES SUBJECT TO LOW/MOD BENEFIT CALCULATION	0.00
25 CUMULATIVE EXPENDITURES BENEFITING LOW/MOD PERSONS	0.00
26 PERCENT BENEFIT TO LOW/MOD PERSONS (LINE 25/LINE 24)	0.00%

**PART IV: PUBLIC SERVICE (PS) CAP CALCULATIONS**

27 DISBURSED IN IDIS FOR PUBLIC SERVICES	92,353.54
28 PS UNLIQUIDATED OBLIGATIONS AT END OF CURRENT PROGRAM YEAR	31,544.46
29 PS UNLIQUIDATED OBLIGATIONS AT END OF PREVIOUS PROGRAM YEAR	5,898.00
30 ADJUSTMENT TO COMPUTE TOTAL PS OBLIGATIONS	0.00
31 TOTAL PS OBLIGATIONS (LINE 27 + LINE 28 - LINE 29 + LINE 30)	118,000.00
32 ENTITLEMENT GRANT	612,676.00
33 PRIOR YEAR PROGRAM INCOME	292,687.83
34 ADJUSTMENT TO COMPUTE TOTAL SUBJECT TO PS CAP	0.00
35 TOTAL SUBJECT TO PS CAP (SUM, LINES 32-34)	905,363.83
36 PERCENT FUNDS OBLIGATED FOR PS ACTIVITIES (LINE 31/LINE 35)	13.03%

**PART V: PLANNING AND ADMINISTRATION (PA) CAP**

37 DISBURSED IN IDIS FOR PLANNING/ADMINISTRATION	145,562.29
38 PA UNLIQUIDATED OBLIGATIONS AT END OF CURRENT PROGRAM YEAR	19,740.30
39 PA UNLIQUIDATED OBLIGATIONS AT END OF PREVIOUS PROGRAM YEAR	46,624.74
40 ADJUSTMENT TO COMPUTE TOTAL PA OBLIGATIONS	0.00
41 TOTAL PA OBLIGATIONS (LINE 37 + LINE 38 - LINE 39 +LINE 40)	118,677.85
42 ENTITLEMENT GRANT	612,676.00

43	CURRENT YEAR PROGRAM INCOME	136,356.15
44	ADJUSTMENT TO COMPUTE TOTAL SUBJECT TO PA CAP	0.00
45	TOTAL SUBJECT TO PA CAP (SUM, LINES 42-44)	749,032.15
46	PERCENT FUNDS OBLIGATED FOR PA ACTIVITIES (LINE 41/LINE 45)	15.84%

**LINE 17 DETAIL: ACTIVITIES TO CONSIDER IN DETERMINING THE AMOUNT TO ENTER ON LINE 17**

No data returned for this view. This might be because the applied filter excludes all data.

**LINE 18 DETAIL: ACTIVITIES TO CONSIDER IN DETERMINING THE AMOUNT TO ENTER ON LINE 18**

No data returned for this view. This might be because the applied filter excludes all data.

**LINE 19 DETAIL: ACTIVITIES INCLUDED IN THE COMPUTATION OF LINE 19**

Plan Year	IDIS Project	IDIS Activity	Voucher Number	Activity Name	National Objective	Drawn Amount
2020	19	2789	6625637	44 Sunset Court	LMH	\$70.00
2020	19	2789	6698842	44 Sunset Court	LMH	\$5,000.00
						<b>Matrix Code 01</b>
						<b>\$5,070.00</b>
2021	14	2775	6712143	Sewer Linings in Eggertsville	LMA	\$49,170.00
2022	13	2881	6712143	Sewer Linings & Man Hole Covers in Eggertsville	LMA	\$51,567.00
2022	13	2881	6741770	Sewer Linings & Man Hole Covers in Eggertsville	LMA	\$11,193.00
2022	13	2881	6746732	Sewer Linings & Man Hole Covers in Eggertsville	LMA	\$43,875.00
						<b>Matrix Code 03J</b>
						<b>\$155,805.00</b>
2022	10	2866	6703693	Boys & Girls Club Afterschool Program	LMC	\$40,000.00
						<b>Matrix Code 05D</b>
						<b>\$40,000.00</b>
2021	13	2779	6625637	YWCA, Inc.-Transitional Housing	LMC	\$3,439.31
2022	12	2886	6728382	YWCA, Inc.-Transitional Housing	LMC	\$13,072.50
2022	12	2886	6731831	YWCA, Inc.-Transitional Housing	LMC	\$8,237.71
						<b>Matrix Code 05G</b>
						<b>\$24,749.52</b>
2020	14	2688	6625637	Community Policing	LMA	\$412.31
2020	14	2688	6636692	Community Policing	LMA	\$536.75
2020	14	2688	6698842	Community Policing	LMA	\$9.63
2022	30	2864	6698842	Community Policing	LMC	\$4,043.74
2022	30	2864	6728382	Community Policing	LMC	\$81.59
						<b>Matrix Code 05I</b>
						<b>\$5,084.02</b>
2021	8	2763	6636692	Buffalo Urban League-Foreclosure Prevention	LMC	\$1,500.00
2022	7	2869	6703693	Housing Counseling Services through Belmont Housing Resources	LMH	\$10,330.00
2022	7	2869	6723581	Housing Counseling Services through Belmont Housing Resources	LMH	\$3,790.00
2022	8	2884	6723581	Buffalo Urban League-Housing Counseling & Foreclosure Prevention	LMC	\$4,500.00
						<b>Matrix Code 05U</b>
						<b>\$20,120.00</b>
2022	17	2895	6741770	Parachute Credit Counseling-Financial Education for Youth in the	LMA	\$2,400.00
						<b>Matrix Code 05Z</b>
						<b>\$2,400.00</b>
2015	5	2695	6636692	50 West Royal Parkway	LMH	\$757.49
2016	1	2657	6673378	61 Caesar Boulevard	LMH	\$10,125.00
2017	1	2656	6651259	101 Oakwood Drive	LMH	\$2,025.00
2017	1	2656	6656575	101 Oakwood Drive	LMH	\$4,434.16
2017	1	2656	6667699	101 Oakwood Drive	LMH	\$10,954.00
2017	1	2656	6682927	101 Oakwood Drive	LMH	\$2,738.50
2018	1	2547	6673378	178 Buckeye Road	LMH	\$528.00
2018	1	2547	6698842	178 Buckeye Road	LMH	\$5,162.00
2018	1	2547	6736804	178 Buckeye Road	LMH	\$6,215.86
2018	1	2606	6636692	262 Kings Highway	LMH	\$350.00
2018	1	2736	6673378	216 Highland Drive	LMH	\$9,250.00
2019	1	2621	6656575	131 Harding Road	LMH	\$4,850.00

2019	1	2621	6662345	131 Harding Road	LMH	\$186.00
2019	1	2667	6636692	63 Garden Parkway	LMH	\$1,685.38
2019	1	2667	6651259	63 Garden Parkway	LMH	\$6,097.40
2019	1	2667	6662345	63 Garden Parkway	LMH	\$7,112.07
2019	1	2667	6673378	63 Garden Parkway	LMH	\$13,548.58
2019	1	2667	6682927	63 Garden Parkway	LMH	\$1,733.46
2019	1	2687	6636692	CDBG Housing Rehabilitation	LMH	\$785.00
2019	1	2687	6723581	CDBG Housing Rehabilitation	LMH	\$660.00
2019	1	2820	6698842	84 Devon Lane	LMH	\$13,900.00
2019	1	2820	6731831	84 Devon Lane	LMH	\$6,000.00
2019	1	2833	6673378	180 Harding Road	LMH	\$14,361.99
2019	1	2835	6718863	206 Berkley Road	LMH	\$17,967.80
2019	1	2835	6736804	206 Berkley Road	LMH	\$2,950.20
2020	1	2686	6698842	12 Stanton Street	LMH	\$12,728.00
2020	1	2686	6698866	12 Stanton Street	LMH	\$0.80
2020	1	2686	6703693	12 Stanton Street	LMH	\$7,077.40
2020	1	2686	6731831	12 Stanton Street	LMH	\$973.80
2020	1	2686	6746732	12 Stanton Street	LMH	\$1,047.20
2020	1	2735	6656575	425 Alberta Drive	LMH	\$1,085.77
2020	1	2735	6698842	425 Alberta Drive	LMH	\$4,350.00
2020	1	2735	6707523	425 Alberta Drive	LMH	\$333.58
2020	1	2735	6715662	425 Alberta Drive	LMH	\$1,900.00
2020	1	2742	6625637	836 Eggert Road	LMH	\$495.00
2020	1	2742	6712727	836 Eggert Road	LMH	\$15,167.00
2020	1	2742	6715662	836 Eggert Road	LMH	\$13,012.00
2020	1	2742	6728382	836 Eggert Road	LMH	\$798.26
2020	1	2742	6731831	836 Eggert Road	LMH	\$13,248.60
2020	1	2743	6625637	115 Shetland Drive	LMH	\$2,481.87
2020	1	2743	6667699	115 Shetland Drive	LMH	\$2,750.00
2020	1	2744	6693025	3290 Hopkins Road	LMH	\$25,000.00
2020	1	2769	6656575	66 Hopkins Road	LMH	\$2,872.00
2020	1	2769	6715662	66 Hopkins Road	LMH	\$19,000.00
2020	1	2769	6723581	66 Hopkins Road	LMH	\$1,000.00
2020	1	2772	6639510	9 Gatewood Lane	LMH	\$9,216.56
2020	1	2776	6677418	161 Misty Lane	LMH	\$20,880.00
2020	1	2843	6682927	223 Springville Avenue	LMH	\$2,000.00
2020	1	2843	6688447	223 Springville Avenue	LMH	\$350.00
2020	1	2843	6693025	223 Springville Avenue	LMH	\$3,126.56
2020	1	2843	6699272	223 Springville Avenue	LMH	\$3,400.00
2020	1	2860	6693025	CDBG Housing Rehabilitation Program	LMH	\$445.00
2020	1	2860	6741770	CDBG Housing Rehabilitation Program	LMH	\$390.00
2021	1	2784	6662345	327 Westmoreland Road	LMH	\$13,465.00
2021	1	2784	6712727	327 Westmoreland Road	LMH	\$5,700.00
2021	1	2790	6636692	47 Wisteria Avenue	LMH	\$8,900.00
2021	1	2803	6656575	382 Rosedale Boulevard	LMH	\$657.52
2021	1	2803	6688447	382 Rosedale Boulevard	LMH	\$34.29
2021	1	2803	6693025	382 Rosedale Boulevard	LMH	\$3,143.00
2021	1	2804	6662345	1151 Flanders Court	LMH	\$5,925.00
2021	1	2805	6673378	82 Spruce Road	LMH	\$5,670.00
2021	1	2810	6639510	164 Palmdale Drive	LMH	\$558.94
2021	1	2810	6645781	164 Palmdale Drive	LMH	\$2,402.54
2021	1	2815	6673378	133 Hillcrest Drive	LMH	\$1,305.00
2021	1	2815	6693025	133 Hillcrest Drive	LMH	\$17,025.00
<b>Matrix Code 14A</b>						<b>\$374,293.58</b>
2021	6	2770	6636692	Weatherization Services through Supportive Services	LMH	\$8,246.55
2022	6	2863	6698842	Weatherization Services through Supportive Services	LMH	\$213.00
2022	6	2863	6718863	Weatherization Services through Supportive Services	LMH	\$3,868.00

2022	6	2863	6728382	Weatherization Services through Supportive Services	LMH	\$6,103.73	
						<b>Matrix Code 14F</b>	<b>\$18,431.28</b>
2020	1	2760	6625637	CDBG Payroll	LMH	\$10,403.44	
2020	1	2760	6636692	CDBG Payroll	LMH	\$9,281.39	
2020	1	2760	6639510	CDBG Payroll	LMH	\$3,370.75	
2020	1	2760	6651259	CDBG Payroll	LMH	\$3,643.54	
2020	1	2760	6673378	CDBG Payroll	LMH	\$3,694.19	
2020	1	2760	6677418	CDBG Payroll	LMH	\$7,178.65	
2020	1	2760	6703693	CDBG Payroll	LMH	\$258.90	
2021	1	2814	6639510	CDBG Program Income-Payroll	LMH	\$2,136.45	
2021	1	2814	6645781	CDBG Program Income-Payroll	LMH	\$3,298.93	
2021	1	2814	6651259	CDBG Program Income-Payroll	LMH	\$49.00	
2021	1	2814	6656575	CDBG Program Income-Payroll	LMH	\$5,261.23	
2021	1	2814	6662345	CDBG Program Income-Payroll	LMH	\$3,980.44	
2021	1	2814	6667699	CDBG Program Income-Payroll	LMH	\$5,247.56	
2021	1	2814	6673378	CDBG Program Income-Payroll	LMH	\$26.39	
2021	1	2850	6682927	CDBG Payroll	LMH	\$3,293.88	
2021	1	2850	6688447	CDBG Payroll	LMH	\$5,593.45	
2021	1	2850	6693025	CDBG Payroll	LMH	\$3,790.52	
2021	1	2850	6698842	CDBG Payroll	LMH	\$3,434.09	
2021	1	2850	6703693	CDBG Payroll	LMH	\$4,977.99	
2021	1	2850	6707523	CDBG Payroll	LMH	\$3,348.65	
2021	1	2850	6712727	CDBG Payroll	LMH	\$14,246.26	
2021	1	2850	6715662	CDBG Payroll	LMH	\$120.70	
2021	1	2850	6718863	CDBG Payroll	LMH	\$3,280.95	
2021	1	2850	6723581	CDBG Payroll	LMH	\$3,461.97	
2021	1	2850	6728382	CDBG Payroll	LMH	\$2,320.27	
2021	1	2850	6731831	CDBG Payroll	LMH	\$6,044.32	
2021	1	2850	6736804	CDBG Payroll	LMH	\$7,129.97	
2021	1	2850	6741770	CDBG Payroll	LMH	\$3,493.76	
2021	1	2850	6746732	CDBG Payroll	LMH	\$6,009.55	
2021	1	2850	6749473	CDBG Payroll	LMH	\$2,320.27	
						<b>Matrix Code 14H</b>	<b>\$130,697.46</b>
2020	5	2746	6625637	Lead-Based Paint Testing & Clearance	LMH	\$375.00	
2020	5	2746	6636692	Lead-Based Paint Testing & Clearance	LMH	\$190.00	
2020	5	2746	6662345	Lead-Based Paint Testing & Clearance	LMH	\$675.00	
2020	5	2746	6667699	Lead-Based Paint Testing & Clearance	LMH	\$1,125.00	
2020	5	2746	6688447	Lead-Based Paint Testing & Clearance	LMH	\$1,125.00	
2020	5	2746	6693025	Lead-Based Paint Testing & Clearance	LMH	\$34.75	
2020	5	2746	6703693	Lead-Based Paint Testing & Clearance	LMH	\$750.00	
2020	5	2746	6723581	Lead-Based Paint Testing & Clearance	LMH	\$595.50	
2021	5	2859	6693025	Lead Based Paint Testing and Clearance	LMH	\$1,380.25	
2021	5	2859	6723581	Lead Based Paint Testing and Clearance	LMH	\$159.50	
2021	5	2859	6731831	Lead Based Paint Testing and Clearance	LMH	\$375.00	
						<b>Matrix Code 14I</b>	<b>\$6,785.00</b>
<b>Total</b>							<b>\$783,435.86</b>

**LINE 27 DETAIL: ACTIVITIES INCLUDED IN THE COMPUTATION OF LINE 27**

Plan Year	IDIS Project	IDIS Activity	Voucher Number	Activity to prevent, prepare for, and respond to Coronavirus	Activity Name	Grant Number	Fund Type	National Objective	Drawn Amount	
2022	10	2866	6703693	No	Boys & Girls Club Afterschool Program	B22 EN	LMC		\$40,000.00	
									<b>Matrix Code 05D</b>	<b>\$40,000.00</b>

2021	13	2779	6625637	No	YWCA, Inc.-Transitional Housing	B21 EN LMC	\$3,439.31
2022	12	2886	6728382	No	YWCA, Inc.-Transitional Housing	B22 EN LMC	\$13,072.50
2022	12	2886	6731831	No	YWCA, Inc.-Transitional Housing	B22 EN LMC	\$8,237.71
<b>Matrix Code 05G</b>							<b>\$24,749.52</b>
2020	14	2688	6625637	No	Community Policing	B20 EN LMA	\$412.31
2020	14	2688	6636692	No	Community Policing	B20 EN LMA	\$536.75
2020	14	2688	6698842	No	Community Policing	B20 EN LMA	\$9.63
2022	30	2864	6698842	No	Community Policing	B22 EN LMC	\$4,043.74
2022	30	2864	6728382	No	Community Policing	B22 EN LMC	\$81.59
<b>Matrix Code 05I</b>							<b>\$5,084.02</b>
2021	8	2763	6636692	No	Buffalo Urban League-Foreclosure	B21 EN LMC	\$1,500.00
2022	7	2869	6703693	No	Housing Counseling Services through	B22 EN LMH	\$10,330.00
2022	7	2869	6723581	No	Housing Counseling Services through	B22 EN LMH	\$3,790.00
2022	8	2884	6723581	No	Buffalo Urban League-Housing	B22 EN LMC	\$4,500.00
<b>Matrix Code 05U</b>							<b>\$20,120.00</b>
2022	17	2895	6741770	No	Parachute Credit Counseling-Financial	B22 EN LMA	\$2,400.00
<b>Matrix Code 05Z</b>							<b>\$2,400.00</b>
				<b>No</b>	<b>Activity to prevent, prepare for, and respond</b>		<b>\$92,353.54</b>
<b>Total</b>							<b>\$92,353.54</b>

**LINE 37 DETAIL: ACTIVITIES INCLUDED IN THE COMPUTATION OF LINE 37**

Plan Year	IDIS Project	IDIS Activity	Voucher Number	Activity Name	National Objective	Drawn Amount
2020	2	2634	6625637	CDBG Program Administration		\$7,093.02
2020	2	2634	6636692	CDBG Program Administration		\$5,493.98
2020	2	2634	6639510	CDBG Program Administration		\$5,964.34
2020	2	2634	6645781	CDBG Program Administration		\$2,936.95
2020	2	2634	6651259	CDBG Program Administration		\$2,985.07
2020	2	2634	6656575	CDBG Program Administration		\$4,732.93
2020	2	2634	6662345	CDBG Program Administration		\$3,629.88
2020	2	2634	6663516	CDBG Program Administration		\$35,650.80
2020	2	2634	6667699	CDBG Program Administration		\$1,903.05
2020	2	2634	6673378	CDBG Program Administration		\$4,331.91
2020	2	2634	6677418	CDBG Program Administration		\$3,054.67
2020	2	2634	6682927	CDBG Program Administration		\$1,771.26
2020	2	2634	6688447	CDBG Program Administration		\$3,132.11
2020	2	2634	6693025	CDBG Program Administration		\$2,036.40
2020	3	2729	6625637	CDBG Office Expenses		\$88.42
2020	3	2729	6636692	CDBG Office Expenses		\$16.54
2020	3	2729	6645781	CDBG Office Expenses		\$88.88
2020	3	2729	6651259	CDBG Office Expenses		\$31.53
2020	3	2729	6662345	CDBG Office Expenses		\$43.80
2020	3	2729	6667699	CDBG Office Expenses		\$55.45
2021	2	2748	6667699	CDBG Program Administration		\$3,344.37
2021	2	2748	6712727	CDBG Program Administration		\$10,170.62
2021	2	2748	6715662	CDBG Program Administration		\$120.70
2021	2	2748	6718863	CDBG Program Administration		\$3,277.58
2021	2	2748	6723581	CDBG Program Administration		\$3,488.41
2021	2	2748	6728382	CDBG Program Administration		\$2,320.27
2021	2	2748	6731831	CDBG Program Administration		\$6,372.42
2021	2	2748	6736804	CDBG Program Administration		\$7,055.76
2021	2	2748	6741770	CDBG Program Administration		\$3,779.40
2021	2	2748	6746732	CDBG Program Administration		\$6,149.31
2021	2	2748	6749408	CDBG Program Administration		\$2,100.01
<b>Matrix Code 21A</b>						<b>\$133,219.84</b>



2021	4	2785	6628164	Public Information		\$376.39
2021	4	2785	6639510	Public Information		\$384.60
2021	4	2785	6651259	Public Information		\$384.60
2021	4	2785	6662345	Public Information		\$256.40
2021	4	2785	6703693	Public Information		\$93.74
2022	4	2868	6703693	Public Information		\$419.06
2022	4	2868	6741770	Public Information		\$788.40
					<b>Matrix Code 21C</b>	<b>\$2,703.19</b>
2021	9	2761	6636692	Fair Housing Counseling through H.O.M.E.		\$4,315.97
2022	9	2862	6698842	Fair Housing Counseling through Housing Opportunities Made Equal		\$1,263.86
2022	9	2862	6707523	Fair Housing Counseling through Housing Opportunities Made Equal		\$1,771.68
2022	9	2862	6728382	Fair Housing Counseling through Housing Opportunities Made Equal		\$2,287.75
					<b>Matrix Code 21D</b>	<b>\$9,639.26</b>
<b>Total</b>						<b>\$145,562.29</b>



**PART I: SUMMARY OF CDBG-CV RESOURCES**

01 CDBG-CV GRANT	1,526,012.00
02 FUNDS RETURNED TO THE LINE-OF-CREDIT	0.00
03 FUNDS RETURNED TO THE LOCAL CDBG ACCOUNT	0.00
04 TOTAL CDBG-CV FUNDS AWARDED	1,526,012.00

**PART II: SUMMARY OF CDBG-CV EXPENDITURES**

05 DISBURSEMENTS OTHER THAN SECTION 108 REPAYMENTS AND PLANNING/ADMINISTRATION	517,298.88
06 DISBURSED IN IDIS FOR PLANNING/ADMINISTRATION	33,820.81
07 DISBURSED IN IDIS FOR SECTION 108 REPAYMENTS	0.00
08 TOTAL EXPENDITURES (SUM, LINES 05 - 07)	551,119.69
09 UNEXPENDED BALANCE (LINE 04 - LINE8 )	974,892.31

**PART III: LOWMOD BENEFIT FOR THE CDBG-CV GRANT**

10 EXPENDED FOR LOW/MOD HOUSING IN SPECIAL AREAS	0.00
11 EXPENDED FOR LOW/MOD MULTI-UNIT HOUSING	159,139.70
12 DISBURSED FOR OTHER LOW/MOD ACTIVITIES	339,473.87
13 TOTAL LOW/MOD CREDIT (SUM, LINES 10 - 12)	498,613.57
14 AMOUNT SUBJECT TO LOW/MOD BENEFIT (LINE 05)	517,298.88
15 PERCENT LOW/MOD CREDIT (LINE 13/LINE 14)	96.39%

**PART IV: PUBLIC SERVICE (PS) CALCULATIONS**

16 DISBURSED IN IDIS FOR PUBLIC SERVICES	452,796.55
17 CDBG-CV GRANT	1,526,012.00
18 PERCENT OF FUNDS DISBURSED FOR PS ACTIVITIES (LINE 16/LINE 17)	29.67%

**PART V: PLANNING AND ADMINISTRATION (PA) CAP**

19 DISBURSED IN IDIS FOR PLANNING/ADMINISTRATION	33,889.51
20 CDBG-CV GRANT	1,526,012.00
21 PERCENT OF FUNDS DISBURSED FOR PA ACTIVITIES (LINE 19/LINE 20)	2.22%

Plan Year	IDIS Project	IDIS Activity	Activity Name	Matrix Code	National Objective	Drawn Amount
2018	31	2685	TBRA-2661 Sweet Home Road	05S	LMH	\$3,000.00
2020	40	2792	TBRA-28 Oxford Avenue, Apt. B	05S	LMH	\$691.00
		2793	TBRA-4410 Main Street, Apt. 2	05S	LMH	\$3,330.00
		2794	TBRA-133 D Travers Boulevard	05S	LMH	\$3,018.00
		2795	TBRA-467 B Allenhurst Road	05S	LMH	\$1,974.00
		2796	TBRA-134 A Travers Boulevard	05S	LMH	\$2,281.00
		2797	TBRA-6 East Spring Street, Apt. 25	05S	LMH	\$4,890.00
		2798	TBRA-82 Brant Street, Apt. 2	05S	LMH	\$438.71
		2799	TBRA-83 Garnet Road, Apt. 3	05S	LMH	\$3,438.00
		2800	TBRA-107 Travers Blvd.	05S	LMH	\$6,000.00
		2802	TBRA-139 D Travers Circle	05S	LMH	\$1,841.12
		2806	TBRA-261 Palmdale Drive	05S	LMH	\$5,670.00
		2807	TBRA-116 Berehaven Drive Right Side	05S	LMH	\$2,463.28
		2808	TBRA-1325 N. Forest Road-F-250	05S	LMH	\$4,750.00
		2809	TBRA-206 Princeton Avenue, Apt. #3	05S	LMH	\$1,156.00
		2811	TBRA-63 Maple Court, Apt. 4	05S	LMH	\$2,060.00
		2812	TBRA-260 Travers Circle	05S	LMH	\$6,000.00
		2817	TBRA-2 Hedge Court, Apt. 1	05S	LMH	\$1,974.00
		2818	TBRA-74 Argyle Avenue, Lower Rear	05S	LMH	\$3,250.00
		2822	TBRA-161 Winsor Court	05S	LMH	\$5,600.00
		2823	TBRA-65 Maple Ct.-Apt. #4	05S	LMH	\$4,830.00

2829	TBRA-336 Sundridge Drive, Left Side	05S	LMH	\$2,999.46
2830	TBRA-232 Princeton Ave., Apt. 4	05S	LMH	\$3,900.00
2831	TBRA-553 A Allenhurst Road	05S	LMH	\$1,256.00
2837	TBRA-529 Allenhurst Road, Apt. A	05S	LMH	\$1,523.00
2840	TBRA-519 B Allenhurst Road	05S	LMH	\$1,308.00
2844	TBRA-470 Allenhurst Road, Apt. B	05S	LMH	\$3,054.00
2846	TBRA-530 Allenhurst Road, Apt. A	05S	LMH	\$1,194.00
2847	TBRA-165 Princeton Ave., Apt. 4	05S	LMH	\$4,890.00
2848	TBRA-82 Brant St., Apt. 3	05S	LMH	\$3,672.00
2849	TBRA-565 Allenhurst Rd., Apt. A	05S	LMH	\$2,044.00
2851	TBRA-41 A Longmeadow Road	05S	LMH	\$3,190.00
2852	TBRA-167 Cambridge Blvd., Apt. 4	05S	LMH	\$1,630.00
2857	TBRA-225 Princeton Ave., Apt. 4	05S	LMH	\$2,715.00
2858	TBRA-55 Poplar Court, Apt. 3	05S	LMH	\$2,190.00
2871	TBRA-81 Sundridge Drive	05S	LMH	\$3,895.13
2877	TBRA-168 Princeton Ct. Apt. 4	05S	LMH	\$4,062.00
2880	TBRA-209 B Travers Circle	05S	LMH	\$1,820.00
2887	TBRA-719 Millersport Highway, Apt. #1	05S	LMH	\$2,353.00
2888	TBRA-818 Robin Road	05S	LMH	\$5,502.00
2889	TBRA-29 West Summerset Lane, Right side	05S	LMH	\$6,000.00
2890	TBRA-33 Sunshine Drive	05S	LMH	\$5,800.00
2894	167 Cambridge Blvd., Apt. 2	05S	LMH	\$5,052.00
2900	TBRA-25 Durham Drive-Apt. C.	05S	LMH	\$5,617.48

Total

**\$144,322.18**

**LINE 12 DETAIL: ACTIVITIES INCLUDED IN THE COMPUTATION OF LINE 12**

Plan Year	IDIS Project	IDIS Activity	Voucher Number	Activity Name	Matrix Code	National Objective	Drawn Amount
2020	7	2652	6429996	Belmont Housing Counseling	05U	LMC	\$15,000.00
			6458364	Belmont Housing Counseling	05U	LMC	\$7,500.00
			6491000	Belmont Housing Counseling	05U	LMC	\$7,500.00
			6528672	Belmont Housing Counseling	05U	LMC	\$680.00
			6559028	Belmont Housing Counseling	05U	LMC	\$7,500.00
			6587327	Belmont Housing Counseling	05U	LMC	\$1,395.00
			6596736	Belmont Housing Counseling	05U	LMC	\$3,144.00
			6614064	Belmont Housing Counseling	05U	LMC	\$3,144.00
			6636692	Belmont Housing Counseling	05U	LMC	\$2,739.00
			6637301	Belmont Housing Counseling	05U	LMC	\$1,800.00
			6667699	Belmont Housing Counseling	05U	LMC	\$5,004.00
			6703693	Belmont Housing Counseling	05U	LMC	\$4,074.00
			6728382	Belmont Housing Counseling	05U	LMC	\$465.00
	8	2665	6441332	Buffalo Urban League-Foreclosure Prevention	05U	LMC	\$4,000.00
			6458364	Buffalo Urban League-Foreclosure Prevention	05U	LMC	\$2,000.00
			6491000	Buffalo Urban League-Foreclosure Prevention	05U	LMC	\$2,000.00
	10	2663	6441332	Boys & Girls Club	05D	LMC	\$7,250.00
			6468439	Boys & Girls Club	05D	LMC	\$7,300.00
			6479186	Boys & Girls Club	05D	LMC	\$6,700.00
	13	2689	6458364	YWCA, Inc.	05G	LMC	\$589.29
			6491000	YWCA, Inc.	05G	LMC	\$1,410.71
	15	2700	6468439	Family Justice Center	05G	LMC	\$6,912.00
			6596736	Family Justice Center	05G	LMC	\$30,000.00
	34	2876	6479186	Senior Services Programming to Respond to	05A	LMC	\$17,112.88
		2899	6757046	Senior Center Case Manager/Social Worker	05A	LMC	\$3,059.94
	35	2690	6458364	Western New York Independent Living	05B	LMC	\$3,403.40
			6468439	Western New York Independent Living	05B	LMC	\$1,808.80
	39	2653	6429996	Senior Center Equipment	03A	LMC	\$698.12

		6468439	Senior Center Equipment	03A	LMC	\$39,000.00
		6479186	Senior Center Equipment	03A	LMC	\$3,647.41
		6577762	Senior Center Equipment	03A	LMC	\$420.00
		6587327	Senior Center Equipment	03A	LMC	\$28,778.15
40	2644	6422397	TBRA-1345 N. Forest Rd., Apt. A12	05S	LMH	\$2,800.00
	2660	6450683	TBRA-228 Princeton Ave., Apt. #1	05S	LMH	\$1,197.00
	2682	6468439	TBRA-118 Pheasant Run Rd., Left	05S	LMH	\$1,104.00
	2683	6468439	TRBA-224 Princeton Ave., #1	05S	LMH	\$1,007.00
	2701	6479186	TBRA-149 Peppertree Dr. Apt. 4	05S	LMH	\$3,000.00
	2718	6508890	TBRA-142 Pheasant Run, Left Side	05S	LMH	\$1,779.00
	2719	6501950	TBRA-309 Hartford Rd., Apt. B	05S	LMH	\$3,000.00
	2801	6625637	TBRA-119 Buckeye Road	05S	LMH	\$2,600.00
	2828	6662345	TBRA-278 Hirschfield Drive	05S	LMH	\$6,000.00
	2832	6667699	TBRA-158 Sunshine Drive	05S	LMH	\$6,000.00
	2836	6673378	TBRA-428 Carmen Road-Right	05S	LMH	\$5,835.00
42	2727	6508890	MAP-160 Mac Arthur Drive	05Q	LMC	\$7,500.00
	2745	6528672	MAP-165 Maynard Drive	05Q	LMC	\$7,500.00
43	2783	6596736	The Legal Aid Bureau	05C	LMC	\$500.00
		6651259	The Legal Aid Bureau	05C	LMC	\$5,000.00
		6662345	The Legal Aid Bureau	05C	LMC	\$8,500.00
		6728382	The Legal Aid Bureau	05C	LMC	\$4,000.00
44	2787	6606426	The Center for Elder Law and Justice	05C	LMC	\$13,161.00
		6636692	The Center for Elder Law and Justice	05C	LMC	\$2,255.00
		6673378	The Center for Elder Law and Justice	05C	LMC	\$2,199.00
		6698842	The Center for Elder Law and Justice	05C	LMC	\$2,211.00
45	2819	6645781	Meals on Wheels Support for Seniors	05A	LMC	\$5,479.82
		6662345	Meals on Wheels Support for Seniors	05A	LMC	\$2,513.50
		6688447	Meals on Wheels Support for Seniors	05A	LMC	\$2,513.50
		6703693	Meals on Wheels Support for Seniors	05A	LMC	\$1,997.09
		6736804	Meals on Wheels Support for Seniors	05A	LMC	\$9,548.11
		6757046	Meals on Wheels Support for Seniors	05A	LMC	\$6,662.02
52	2891	6736804	Northwest Community Center Project Manager	03E	LMA	\$7,298.09
		6757046	Northwest Community Center Project Manager	03E	LMA	\$19,047.01
		6764632	Northwest Community Center Project Manager	03E	LMA	\$534.38
<b>Total</b>						<b>\$368,777.22</b>

**LINE 16 DETAIL: ACTIVITIES INCLUDED IN THE COMPUTATION OF LINE 16**

Plan Year	IDIS Project	IDIS Activity	Voucher Number	Activity Name	Matrix Code	National Objective	Drawn Amount
2018	31	2685	6736804	TBRA-2661 Sweet Home Road	05S	LMH	\$3,000.00
2020	7	2652	6429996	Belmont Housing Counseling	05U	LMC	\$15,000.00
			6458364	Belmont Housing Counseling	05U	LMC	\$7,500.00
			6491000	Belmont Housing Counseling	05U	LMC	\$7,500.00
			6528672	Belmont Housing Counseling	05U	LMC	\$680.00
			6559028	Belmont Housing Counseling	05U	LMC	\$7,500.00
			6587327	Belmont Housing Counseling	05U	LMC	\$1,395.00
			6596736	Belmont Housing Counseling	05U	LMC	\$3,144.00
			6614064	Belmont Housing Counseling	05U	LMC	\$3,144.00
			6636692	Belmont Housing Counseling	05U	LMC	\$2,739.00
			6637301	Belmont Housing Counseling	05U	LMC	\$1,800.00
			6667699	Belmont Housing Counseling	05U	LMC	\$5,004.00
			6703693	Belmont Housing Counseling	05U	LMC	\$4,074.00
			6728382	Belmont Housing Counseling	05U	LMC	\$465.00
	8	2665	6441332	Buffalo Urban League-Foreclosure Prevention	05U	LMC	\$4,000.00
			6458364	Buffalo Urban League-Foreclosure Prevention	05U	LMC	\$2,000.00
			6491000	Buffalo Urban League-Foreclosure Prevention	05U	LMC	\$2,000.00

10	2663	6441332	Boys & Girls Club	05D	LMC	\$7,250.00
		6468439	Boys & Girls Club	05D	LMC	\$7,300.00
		6479186	Boys & Girls Club	05D	LMC	\$6,700.00
13	2689	6458364	YWCA, Inc.	05G	LMC	\$589.29
		6491000	YWCA, Inc.	05G	LMC	\$1,410.71
15	2700	6468439	Family Justice Center	05G	LMC	\$6,912.00
		6596736	Family Justice Center	05G	LMC	\$30,000.00
34	2876	6479186	Senior Services Programming to Respond to	05A	LMC	\$17,112.88
	2899	6757046	Senior Center Case Manager/Social Worker	05A	LMC	\$3,059.94
35	2690	6458364	Western New York Independent Living	05B	LMC	\$3,403.40
		6468439	Western New York Independent Living	05B	LMC	\$1,808.80
36	2753	6539847	Youth Summer Camp/Transportation	05D	URG	\$5,520.40
		6547521	Youth Summer Camp/Transportation	05D	URG	\$4,103.60
		6559076	Youth Summer Camp/Transportation	05D	URG	\$29,496.31
40	2644	6422397	TBRA-1345 N. Forest Rd., Apt. A12	05S	LMH	\$2,800.00
	2660	6450683	TBRA-228 Princeton Ave., Apt. #1	05S	LMH	\$1,197.00
	2682	6468439	TBRA-118 Pheasant Run Rd., Left	05S	LMH	\$1,104.00
	2683	6468439	TBRA-224 Princeton Ave., #1	05S	LMH	\$1,007.00
	2701	6479186	TBRA-149 Peppertree Dr. Apt. 4	05S	LMH	\$3,000.00
	2718	6508890	TBRA-142 Pheasant Run, Left Side	05S	LMH	\$1,779.00
	2719	6501950	TBRA-309 Hartford Rd., Apt. B	05S	LMH	\$3,000.00
	2792	6625637	TBRA-28 Oxford Avenue, Apt. B	05S	LMH	\$691.00
	2793	6625637	TBRA-4410 Main Street, Apt. 2	05S	LMH	\$3,330.00
	2794	6625637	TBRA-133 D Travers Boulevard	05S	LMH	\$3,018.00
	2795	6625637	TBRA-467 B Allenhurst Road	05S	LMH	\$1,974.00
	2796	6625637	TBRA-134 A Travers Boulevard	05S	LMH	\$2,281.00
	2797	6636692	TBRA-6 East Spring Street, Apt. 25	05S	LMH	\$4,890.00
	2798	6636692	TBRA-82 Brant Street, Apt. 2	05S	LMH	\$438.71
	2799	6636692	TBRA-83 Garnet Road, Apt. 3	05S	LMH	\$3,438.00
	2800	6636692	TBRA-107 Travers Blvd.	05S	LMH	\$6,000.00
	2801	6625637	TBRA-119 Buckeye Road	05S	LMH	\$2,600.00
	2802	6625637	TBRA-139 D Travers Circle	05S	LMH	\$1,841.12
	2806	6636692	TBRA-261 Palmdale Drive	05S	LMH	\$5,670.00
	2807	6636692	TBRA-116 Berehaven Drive Right Side	05S	LMH	\$2,463.28
	2808	6636692	TBRA-1325 N. Forest Road-F-250	05S	LMH	\$4,750.00
	2809	6639510	TBRA-206 Princeton Avenue, Apt. #3	05S	LMH	\$1,156.00
	2811	6639510	TBRA-63 Maple Court, Apt. 4	05S	LMH	\$2,060.00
	2812	6639510	TBRA-260 Travers Circle	05S	LMH	\$6,000.00
	2817	6651259	TBRA-2 Hedge Court, Apt. 1	05S	LMH	\$1,974.00
	2818	6651259	TBRA-74 Argyle Avenue, Lower Rear	05S	LMH	\$3,250.00
	2822	6656575	TBRA-161 Winsor Court	05S	LMH	\$5,600.00
	2823	6651259	TBRA-65 Maple Ct.-Apt. #4	05S	LMH	\$4,830.00
	2828	6662345	TBRA-278 Hirschfield Drive	05S	LMH	\$6,000.00
	2829	6662345	TBRA-336 Sundridge Drive, Left Side	05S	LMH	\$2,999.46
	2830	6667699	TBRA-232 Princeton Ave., Apt. 4	05S	LMH	\$3,900.00
	2831	6667699	TBRA-553 A Allenhurst Road	05S	LMH	\$1,256.00
	2832	6667699	TBRA-158 Sunshine Drive	05S	LMH	\$6,000.00
	2836	6673378	TBRA-428 Carmen Road-Right	05S	LMH	\$5,835.00
	2837	6673378	TBRA-529 Allenhurst Road, Apt. A	05S	LMH	\$1,523.00
	2840	6677418	TBRA-519 B Allenhurst Road	05S	LMH	\$1,308.00
	2844	6682927	TBRA-470 Allenhurst Road, Apt. B	05S	LMH	\$3,054.00
	2846	6688447	TBRA-530 Allenhurst Road, Apt. A	05S	LMH	\$1,194.00
	2847	6688447	TBRA-165 Princeton Ave., Apt. 4	05S	LMH	\$4,890.00
	2848	6688447	TBRA-82 Brant St., Apt. 3	05S	LMH	\$3,672.00
	2849	6682927	TBRA-565 Allenhurst Rd., Apt. A	05S	LMH	\$2,044.00
	2851	6693025	TBRA-41 A Longmeadow Road	05S	LMH	\$3,190.00
	2852	6693025	TBRA-167 Cambridge Blvd., Apt. 4	05S	LMH	\$1,630.00

	2857	6693025	TBRA-225 Princeton Ave., Apt. 4	05S	LMH	\$2,715.00
	2858	6693025	TBRA-55 Poplar Court, Apt. 3	05S	LMH	\$2,190.00
	2871	6707523	TBRA-81 Sundridge Drive	05S	LMH	\$3,895.13
	2877	6712727	TBRA-168 Princeton Ct. Apt. 4	05S	LMH	\$4,062.00
	2880	6715662	TBRA-209 B Travers Circle	05S	LMH	\$1,820.00
	2887	6728382	TBRA-719 Millersport Highway, Apt. #1	05S	LMH	\$2,353.00
	2888	6731831	TBRA-818 Robin Road	05S	LMH	\$5,502.00
	2889	6736804	TBRA-29 West Summerset Lane, Right side	05S	LMH	\$6,000.00
	2890	6741770	TBRA-33 Sunshine Drive	05S	LMH	\$5,800.00
	2894	6741770	167 Cambridge Blvd., Apt. 2	05S	LMH	\$5,052.00
	2900	6764632	TBRA-25 Durham Drive-Apt. C.	05S	LMH	\$5,617.48
42	2727	6508890	MAP-160 Mac Arthur Drive	05Q	LMC	\$7,500.00
	2745	6528672	MAP-165 Maynard Drive	05Q	LMC	\$7,500.00
43	2783	6596736	The Legal Aid Bureau	05C	LMC	\$500.00
		6651259	The Legal Aid Bureau	05C	LMC	\$5,000.00
		6662345	The Legal Aid Bureau	05C	LMC	\$8,500.00
		6728382	The Legal Aid Bureau	05C	LMC	\$4,000.00
44	2787	6606426	The Center for Elder Law and Justice	05C	LMC	\$13,161.00
		6636692	The Center for Elder Law and Justice	05C	LMC	\$2,255.00
		6673378	The Center for Elder Law and Justice	05C	LMC	\$2,199.00
		6698842	The Center for Elder Law and Justice	05C	LMC	\$2,211.00
45	2819	6645781	Meals on Wheels Support for Seniors	05A	LMC	\$5,479.82
		6662345	Meals on Wheels Support for Seniors	05A	LMC	\$2,513.50
		6688447	Meals on Wheels Support for Seniors	05A	LMC	\$2,513.50
		6703693	Meals on Wheels Support for Seniors	05A	LMC	\$1,997.09
		6736804	Meals on Wheels Support for Seniors	05A	LMC	\$9,548.11
		6757046	Meals on Wheels Support for Seniors	05A	LMC	\$6,662.02
<b>Total</b>						<b>\$452,796.55</b>

**LINE 19 DETAIL: ACTIVITIES INCLUDED IN THE COMPUTATION OF LINE 19**

Plan Year	IDIS Project	IDIS Activity	Voucher Number	Activity Name	Matrix Code	National Objective	Drawn Amount
2020	2	2634	6614064	CDBG Program Administration	21A		\$1,064.28
			6625637	CDBG Program Administration	21A		\$1,414.40
			6636692	CDBG Program Administration	21A		\$652.80
			6645781	CDBG Program Administration	21A		\$348.16
			6656575	CDBG Program Administration	21A		\$478.72
			6662345	CDBG Program Administration	21A		\$533.12
			6688447	CDBG Program Administration	21A		\$239.36
			6693025	CDBG Program Administration	21A		\$1,303.27
			6698842	CDBG Program Administration	21A		\$1,794.28
			6703693	CDBG Program Administration	21A		\$5,371.45
			6707523	CDBG Program Administration	21A		\$5,499.90
			6749408	CDBG Program Administration	21A		\$220.26
	3	2729	6501950	CDBG Office Expenses	21A		\$20.68
			6508890	CDBG Office Expenses	21A		\$35.76
			6518644	CDBG Office Expenses	21A		\$14.99
			6528672	CDBG Office Expenses	21A		\$14.99
			6539847	CDBG Office Expenses	21A		\$14.99
			6547521	CDBG Office Expenses	21A		\$14.99
			6568793	CDBG Office Expenses	21A		\$14.99
			6577762	CDBG Office Expenses	21A		\$14.99
			6587327	CDBG Office Expenses	21A		\$14.99
			6606426	CDBG Office Expenses	21A		\$29.98
			6614064	CDBG Office Expenses	21A		\$14.99
			6625637	CDBG Office Expenses	21A		\$14.99

		6639510	CDBG Office Expenses	21A	\$14.99
		6662345	CDBG Office Expenses	21A	\$14.99
		6667699	CDBG Office Expenses	21A	\$36.37
		6673378	CDBG Office Expenses	21A	\$31.99
		6682927	CDBG Office Expenses	21A	\$77.21
		6688447	CDBG Office Expenses	21A	\$14.99
		6693025	CDBG Office Expenses	21A	\$16.79
		6698842	CDBG Office Expenses	21A	\$89.79
		6703693	CDBG Office Expenses	21A	\$60.08
		6707523	CDBG Office Expenses	21A	\$16.79
		6712727	CDBG Office Expenses	21A	\$58.07
		6715662	CDBG Office Expenses	21A	\$16.79
		6718863	CDBG Office Expenses	21A	\$14.99
		6723581	CDBG Office Expenses	21A	\$42.50
		6728382	CDBG Office Expenses	21A	\$14.99
		6736804	CDBG Office Expenses	21A	\$55.23
		6741770	CDBG Office Expenses	21A	\$14.99
		6746732	CDBG Office Expenses	21A	\$87.93
		6757046	CDBG Office Expenses	21A	\$68.70
4	2639	6458364	Public Information	21C	\$3.25
		6468439	Public Information	21C	\$1,379.87
		6479186	Public Information	21C	\$180.00
		6491000	Public Information	21C	\$233.99
		6501950	Public Information	21C	\$424.16
		6528672	Public Information	21C	\$314.16
		6539847	Public Information	21C	\$589.73
		6547521	Public Information	21C	\$206.03
		6568793	Public Information	21C	\$56.00
		6577762	Public Information	21C	\$366.24
		6606426	Public Information	21C	\$246.57
37	2703	6468439	Small Business COVID Impact Study	20	\$5,000.00
		6559028	Small Business COVID Impact Study	20	\$2,500.00
		6577762	Small Business COVID Impact Study	20	\$2,500.00
<b>Total</b>					<b>\$33,889.51</b>

**PR26 - Activity Summary by Selected Grant**

Date Generated:

Grantee: Amherst

Grant Year: 2022

CARES Act Grants only, Formula and Competitive Grants only

<b>Total Grant Amount for CDBG 2022 Grant year = \$612,676.00</b>														
State	Grantee Name	Grant Year	Grant Number	Activity Group	Matrix Code	National Objective	IDIS Activity	Activity to prevent, prepare for, and respond to Coronavirus	Activity Status	Amount Funded From Selected Grant	Amount Drawn From Selected Grant	% of CDBG From Selected Grant/Grant Amount	Total CDBG Amount (All Years All Sources)	Total CDBG Amount (All Years All Sources)
NY	Amherst	2022	B22MC360010	Administrative And Planning	21C		2868	No	Open	\$2,000.00	\$1,207.46		\$2,000.00	\$1,207.46
NY	Amherst	2022	B22MC360010	Administrative And Planning	21D		2862	No	Open	\$8,000.00	\$5,323.29		\$8,000.00	\$5,323.29
<b>Total Administrative And Planning</b>										<b>\$10,000.00</b>	<b>\$6,530.75</b>	<b>1.07%</b>	<b>\$10,000.00</b>	<b>\$6,530.75</b>
NY	Amherst	2022	B22MC360010	Housing	14A	LMH	2902	No	Open	\$3,877.00	\$0.00		\$37,345.00	
NY	Amherst	2022	B22MC360010	Housing	14F	LMH	2863	No	Open	\$12,000.00	\$10,184.73		\$12,000.00	\$10,184.73
<b>Total Housing</b>										<b>\$15,877.00</b>	<b>\$10,184.73</b>	<b>1.66%</b>	<b>\$49,345.00</b>	<b>\$10,184.73</b>
NY	Amherst	2022	B22MC360010	Public Improvements	03J	LMA	2881	No	Open	\$117,539.00	\$106,635.00		\$117,539.00	\$106,635.00
<b>Total Public Improvements</b>										<b>\$117,539.00</b>	<b>\$106,635.00</b>	<b>17.40%</b>	<b>\$117,539.00</b>	<b>\$106,635.00</b>
NY	Amherst	2022	B22MC360010	Public Services	05D	LMC	2866	No	Comple	\$40,000.00	\$40,000.00		\$40,000.00	\$40,000.00
NY	Amherst	2022	B22MC360010	Public Services	05G	LMC	2886	No	Open	\$30,500.00	\$30,500.00		\$30,500.00	\$30,500.00
NY	Amherst	2022	B22MC360010	Public Services	05I	LMC	2864	No	Open	\$10,000.00	\$4,722.29		\$10,000.00	\$4,722.29
NY	Amherst	2022	B22MC360010	Public Services	05U	LMC	2884	No	Open	\$6,000.00	\$6,000.00		\$6,000.00	\$6,000.00
NY	Amherst	2022	B22MC360010	Public Services	05U	LMH	2869	No	Open	\$16,500.00	\$14,120.00		\$16,500.00	\$14,120.00
NY	Amherst	2022	B22MC360010	Public Services	05Z	LMA	2895	No	Open	\$8,000.00	\$2,400.00		\$8,000.00	\$2,400.00
<b>Non CARES Related Public Services</b>										<b>\$111,000.00</b>	<b>\$97,742.29</b>	<b>15.95%</b>	<b>\$111,000.00</b>	<b>\$97,742.29</b>
<b>Total 2022 - CDBG</b>										<b>\$254,416.00</b>	<b>\$221,092.77</b>	<b>36.09%</b>	<b>\$287,884.00</b>	<b>\$221,092.77</b>
<b>Total 2022</b>										<b>\$254,416.00</b>	<b>\$221,092.77</b>	<b>36.09%</b>	<b>\$287,884.00</b>	<b>\$221,092.77</b>
<b>Grand Total</b>										<b>\$254,416.00</b>	<b>\$221,092.77</b>	<b>36.09%</b>	<b>\$287,884.00</b>	<b>\$221,092.77</b>





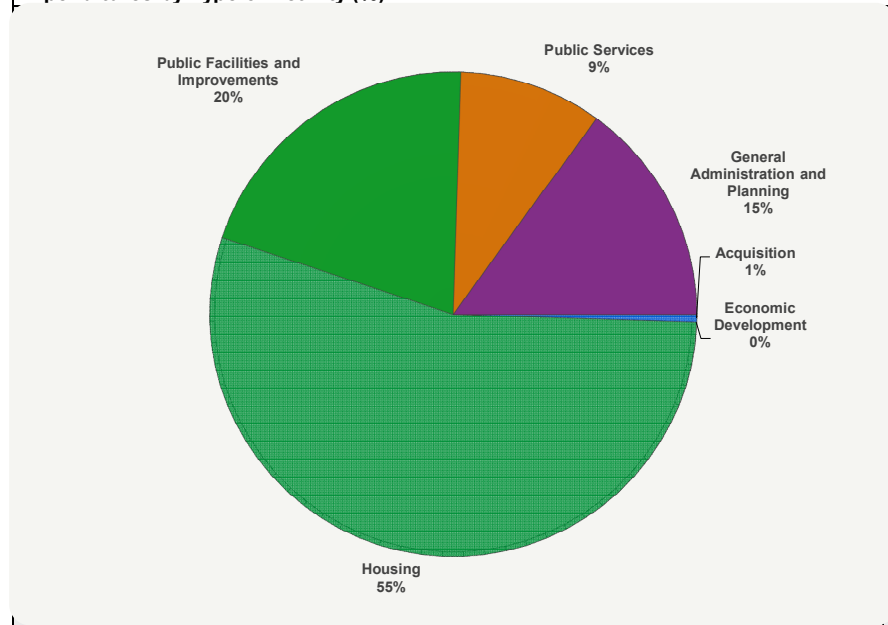
**Program Year 2022 Funds**

2022 CDBG and CDBG-CV Allocation	\$612,676.00
Program Income Received During Program Year 2022	\$136,356.15
Funds Returned to Local Program Account During Program Year 2022	\$0.00
<b>Total Available</b> <sup>1</sup>	<b>\$749,032.15</b>

**Expenditures** <sup>2</sup>

Type of Activity	Expenditure	Percentage
Acquisition	\$5,070.00	0.52%
Economic Development	\$0.00	0.00%
Housing	\$530,207.32	54.60%
Public Facilities and Improvements	\$197,940.00	20.38%
Public Services	\$92,353.54	9.51%
General Administration and Planning	\$145,562.29	14.99%
Other	\$0.00	0.00%
Repayment of Section 108 Loans	\$0.00	0.00%
<b>Total</b>	<b>\$971,133.15</b>	<b>100.00%</b>

**Expenditures by Type of Activity (%)**

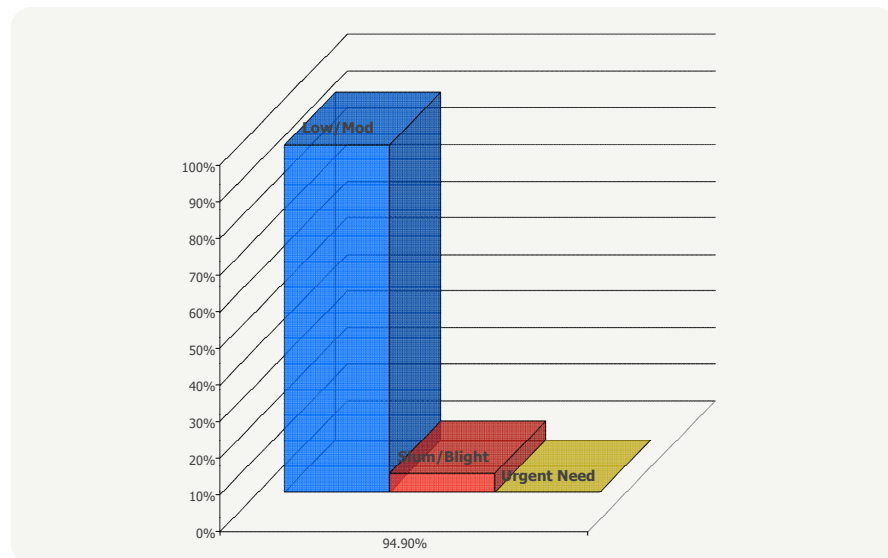


**Timeliness**

Timeliness Ratio - unexpended funds as percent of 2022 allocation 1.32

**Program Targeting**

1 -Percentage of Expenditures Assisting Low- and Moderate-Income Persons and Households Either Directly or On an Area Basis	94.90%
2 -Percentage of Expenditures That Benefit Low/Mod Income Areas	19.28%
3 -Percentage of Expenditures That Aid in The Prevention or Elimination of Slum or Blight	5.10%
4 -Percentage of Expenditures Addressing Urgent Needs	0.00%
5 -Funds Expended in Neighborhood (Community For State) Revitalization Strategy Areas and by Community Development Financial Institution.	\$0.00
6 -Percentage of Funds Expended in Neighborhood (Community For State) Revitalization Strategy Areas and by Community Development Financial Institution	0.00%

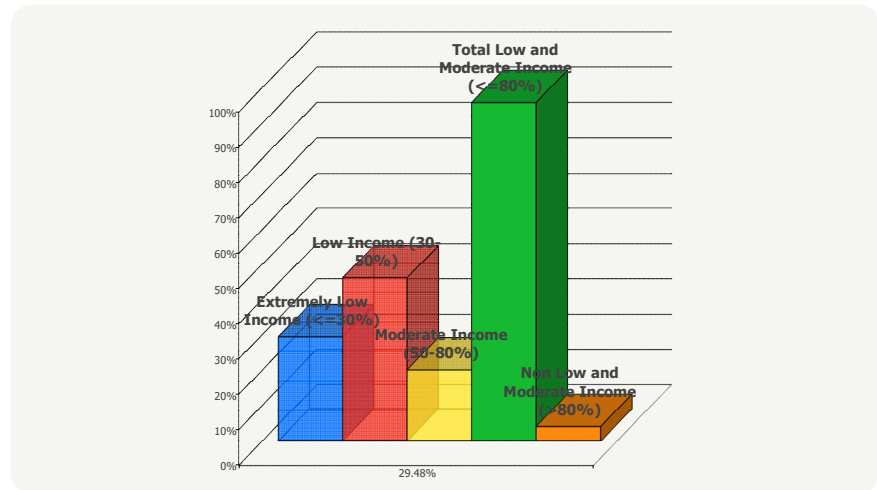


### CDBG Beneficiaries by Racial/Ethnic Category

Race	Total	Hispanic
White	45.52%	100.00%
Black/African American	44.40%	0.00%
Asian	1.87%	0.00%
American Indian/Alaskan Native	0.00%	0.00%
Native Hawaiian/Other Pacific Islander	0.00%	0.00%
American Indian/Alaskan Native & White	0.37%	0.00%
Asian & White	0.00%	0.00%
Black/African American & White	1.49%	0.00%
Amer. Indian/Alaskan Native & Black/African Amer.	0.00%	0.00%
Other multi-racial	6.34%	0.00%
Asian/Pacific Islander (valid until 03-31-04)	0.00%	0.00%
Hispanic (valid until 03-31-04)	0.00%	0.00%

### Income of CDBG Beneficiaries

Income Level	Percentage
Extremely Low Income (<=30%)	29.48%
Low Income (30-50%)	46.27%
Moderate Income (50-80%)	20.15%
Total Low and Moderate Income (<=80%)	95.90%
Non Low and Moderate Income (>80%)	4.10%



### Program Year 2022 Accomplishments

Accomplishment	Number
Actual Jobs Created or Retained	0
Households Receiving Housing Assistance	98
Persons Assisted Directly, Primarily By Public Services and Public Facilities	170
Persons for Whom Services and Facilities were Available	2,690
Units Rehabilitated-Single Units	18
Units Rehabilitated-Multi Unit Housing	0

Funds Leveraged for Activities Completed: \$4,880.00

### Notes

1 Also, additional funds may have been available from prior years.

2 The return of grant funds is not reflected in these expenditures.

3 Derived by dividing annual expenditures for low-and moderate-income activities by the total expenditures for all activities (excluding planning and administration, except when State planning activities have a national objective) during the program year.

4 For entitlement communities, these data are only for those activities that directly benefit low- and moderate-income persons or households. They do not include data for activities that provide assistance to low- and moderate-income persons on an area basis, activities that aid in the prevention and elimination of slums and blight, and activities that address urgent needs. For states, these data are reported for all activities that benefit low- and moderate-income persons or households, aid in the prevention and elimination of slums and blight, and address urgent needs.

5 This number represents the total number of persons/households for whom services/facilities were available for [in many cases] multiple area benefit activities as reported by grantees. A service or facility meeting the national objective of benefiting low- and moderate-income persons on an area basis is available to all residents of the area served by the activity. If one or more activities had the same or overlapping service areas, the number of persons served by each activity was used to calculate the total number served; e.g., if two activities providing different services had the same service area, the number of persons in the service area would be counted twice; once for each activity.