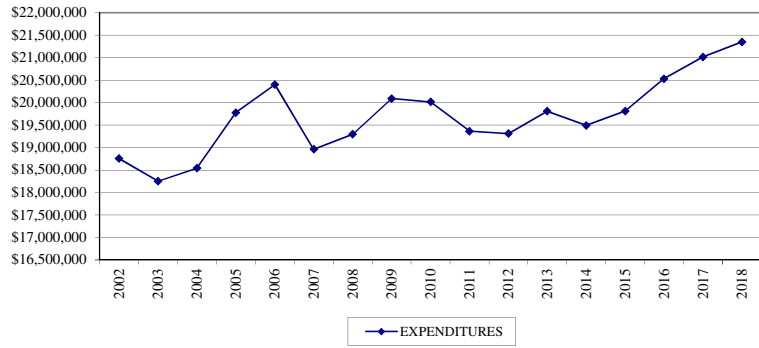


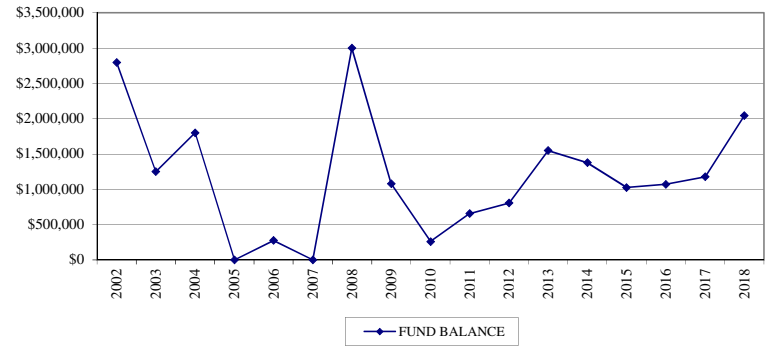
**TOWN OF AMHERST  
SANITARY SEWER FUND  
2018 ADOPTED BUDGET**

<b><u>ADOPTED BUDGET</u></b>	<b><u>COMBINED SEWER MAINT</u></b>	<b><u>Disposal Plant</u></b>	<b><u>Environmental Control</u></b>	<b><u>Erie County SS#5</u></b>	<b><u>Village of Williamsville</u></b>	<b><u>Town of Clarence</u></b>	<b><u>TOTAL</u></b>
Capital Debt	\$ 790,293	\$ 3,981,314	\$ -		\$ -		\$ 4,771,607
Water Pollution Debt (WWTP G9916)	\$ 2,529,217	\$ (3,327,313)	\$ -	\$ 391,524	\$ 232,842	\$ 100,548	\$ (73,183)
DEBT RESERVE	\$ 73,183	\$ (654,001)					\$ (580,819)
Capital Revenues	\$ -	\$ -	\$ -	\$ 391,524	\$ 232,842	\$ 100,548	\$ 724,914
<b>Total Capital Levy</b>	<b>\$ 3,392,692</b>	<b>\$ (0)</b>	<b>\$ -</b>	<b>\$ -</b>	<b>\$ -</b>	<b>\$ -</b>	<b>\$ 3,392,692</b>
Maintenance Appropriation	\$ 5,209,306.90	\$ 11,212,667.07	\$ 158,572	\$ -	\$ -	\$ -	\$ 16,580,546
Disposal Plant O & M	\$ 10,371,153	\$ (11,212,667)	\$ (158,572)	\$ 333,476	\$ 517,158	\$ 149,452	\$ -
Maintenance Revenues	\$ 1,488,793	\$ -	\$ -	\$ 333,476	\$ 517,158	\$ 149,452	\$ 2,488,880
Appropriated Fund Balance	\$ (2,043,943)	\$ -	\$ -	\$ -	\$ -	\$ -	\$ (2,043,943)
<b>Total Maintenance Levy</b>	<b>\$ 12,047,724</b>	<b>\$ -</b>	<b>\$ -</b>	<b>\$ -</b>	<b>\$ -</b>	<b>\$ -</b>	<b>\$ 12,047,724</b>
<b>AMOUNT TO RAISE IN TAXES</b>	<b>\$ 15,440,416</b>	<b>\$ (0.00)</b>	<b>\$ -</b>	<b>\$ -</b>	<b>\$ -</b>	<b>\$ -</b>	<b>\$ 15,440,416</b>
<b>PRIOR YEAR - 2017</b>							\$ 16,664,119
<b>\$ CHANGE</b>							\$ (1,223,703)
<b>% CHANGE</b>							-7.34%

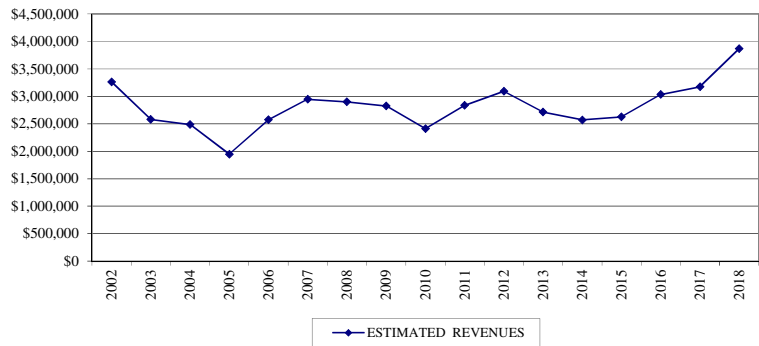
SEWER (G)



SEWER (G)



SEWER (G)



SEWER (G)



12/12/2017 17:31  
carroll

TOWN OF AMHERST - www.amherst.ny.us  
NEXT YEAR BUDGET COMPARISON REPORT

Page 1  
bgnyrpts

PROJECTION: 2018 2018 BUDGET

FOR PERIOD 99

ACCOUNTS FOR: SANITARY SEWERS		2016 ACTUAL	2017 ORIG BUD	2017 REVISED BUD	2018 REQUESTED	2018 BUDG OFFIC	2018 FINAL	COMMENT
G0001	NON-DEPARTMENTAL REVENUES							
G0001	02401 INTEREST &	-8,227.31	.00	.00	.00	.00	.00	
G0001	02770 OTHER UNCL	-150.00	.00	.00	.00	.00	.00	
	TOTAL NON-DEPARTMENTAL REVEN	-8,377.31	.00	.00	.00	.00	.00	
G9000	SANITARY SEWER DISTRICT							
G9000	01001 REAL PROPE	-16,425,601.00	-16,664,118.87	-16,664,118.87	.00	-15,440,416.10	-15,440,416.10	
G9000	02121 INSP. FEES	.00	.00	.00	.00	.00	.00	
G9000	02122 SWR CHARGE	-5,005.00	-4,000.00	-4,000.00	.00	-5,000.00	-5,000.00	
G9000	02374 SWR SERVIC	-2,775,106.95	-2,700,000.00	-2,700,000.00	.00	-2,625,000.00	-2,625,000.00	
G9000	02375 PRETREATME	-214,303.50	-235,532.00	-235,532.00	.00	-275,701.00	-275,701.00	
G9000	02377 TELEVISIONG	-87.50	-100.00	-100.00	.00	-300.00	-300.00	
G9000	02401 INTEREST &	-409.25	-8,600.00	-8,600.00	.00	-11,000.00	-11,000.00	
G9000	02617 AUCTION RE	.00	-10,000.00	-10,000.00	.00	.00	.00	
G9000	02650 SALES OF S	-2,778.90	.00	.00	.00	.00	.00	
G9000	02701 REFUND PRI	.00	.00	.00	.00	.00	.00	
G9000	02770 OTHER UNCL	.00	.00	.00	.00	.00	.00	
G9000	05001 REFUND CUR	-8,655.70	.00	.00	.00	.00	.00	
G9000	05002 EM'EE HEAL	-33,387.83	-31,903.96	-31,903.96	.00	-39,580.38	-39,580.38	
G9000	05031 INTERFUND	-370,703.56	.00	.00	.00	.00	.00	
G9000	05715 DEBT RES R	.00	.00	.00	.00	-73,182.52	-73,182.52	
G9000	05720 BOND REFUN	-79.10	.00	.00	.00	.00	.00	

12/12/2017 17:31  
carroll

|TOWN OF AMHERST - www.amherst.ny.us  
|NEXT YEAR BUDGET COMPARISON REPORT

|P 2  
|bgnyrpts

PROJECTION: 2018 2018 BUDGET

FOR PERIOD 99

ACCOUNTS FOR: SANITARY SEWERS	2016 ACTUAL	2017 ORIG BUD	2017 REVISED BUD	2018 REQUESTED	2018 BUDG OFFIC	2018 FINAL	COMMENT
TOTAL SANITARY SEWER DISTRIC	-19,836,118.29	-19,654,254.83	-19,654,254.83	.00	-18,470,180.00	-18,470,180.00	_____
<hr/>							
G9916 DISPOSAL PLANT 16							
G9916 02617 AUCTION RE	.00	.00	.00	.00	.00	.00	_____
G9916 02650 SALES OF S	-8,537.81	-15,000.00	-15,000.00	-15,000.00	-15,000.00	-15,000.00	_____
G9916 02680 INSURANCE	-4,822.19	.00	.00	.00	.00	.00	_____
G9916 02701 REFUND PRI	-4,851.90	.00	.00	.00	.00	.00	_____
G9916 05001 REFUND CUR	-8,925.44	.00	-463.04	.00	.00	.00	_____
G9916 05002 EM'EE HEAL	-81,118.36	-84,196.22	-84,196.22	.00	-93,030.32	-93,030.32	_____
G9916 05031 INTERFUND	-1,686,166.48	.00	.00	.00	.00	.00	_____
G9916 05715 DEBT RES R	.00	-24,430.00	-24,430.00	.00	-654,001.20	-654,001.20	_____
G9916 05720 BOND REFUN	-998.86	.00	.00	.00	.00	.00	_____
TOTAL DISPOSAL PLANT 16	-1,795,421.04	-123,626.22	-124,089.26	-15,000.00	-762,031.52	-762,031.52	_____
<hr/>							
G9999 ENVIRONMENTAL CONTROL							
G9999 02375 PRETREATME	-44,287.83	-60,000.00	-60,000.00	.00	-75,000.00	-75,000.00	_____
G9999 05002 EM'EE HEAL	-925.44	-971.71	-971.71	.00	-999.18	-999.18	_____
TOTAL ENVIRONMENTAL CONTROL	-45,213.27	-60,971.71	-60,971.71	.00	-75,999.18	-75,999.18	_____
TOTAL SANITARY SEWERS	-21,685,129.91	-19,838,852.76	-19,839,315.80	-15,000.00	-19,308,210.70	-19,308,210.70	_____
TOTAL REVENUE	-21,685,129.91	-19,838,852.76	-19,839,315.80	-15,000.00	-19,308,210.70	-19,308,210.70	_____
TOTAL EXPENSE	.00	.00	.00	.00	.00	.00	_____
GRAND TOTAL	-21,685,129.91	-19,838,852.76	-19,839,315.80	-15,000.00	-19,308,210.70	-19,308,210.70	_____

\*\* END OF REPORT - Generated by Darlene Carroll \*\*

12/12/2017 17:34  
carroll

|TOWN OF AMHERST - www.amherst.ny.us  
|NEXT YEAR BUDGET COMPARISON REPORT

|P 1  
|bgnyrpts

PROJECTION: 2018 2018 BUDGET

FOR PERIOD 99

ACCOUNTS FOR: SANITARY SEWERS		2016 ACTUAL	2017 ORIG BUD	2017 REVISED BUD	2018 REQUESTED	2018 BUDG OFFIC	2018 FINAL	COMMENT
G9000	SANITARY SEWER DISTRICT							
G9000	1000 PERSONAL S	1,534,227.03	1,589,793.24	1,643,800.57	1,729,243.30	1,685,273.02	1,691,159.60	_____
G9000	1200 OVERTIME	84,207.16	84,500.00	84,500.00	84,500.00	84,500.00	84,500.00	_____
G9000	1300 LONGEVITY	31,250.00	31,550.00	31,550.00	32,950.00	32,950.00	32,950.00	_____
G9000	1400 VAC BUYBAC	4,594.84	8,272.03	8,553.61	4,594.84	6,113.92	6,113.92	_____
G9000	1600 RETRO-PAY	22,488.74	60,288.91	.00	.00	.00	.00	_____
G9000	1740 BRIEFING	720.47	.00	6,000.00	6,000.00	6,000.00	6,000.00	_____
G9000	1800 CLOTHING	3,520.00	4,695.00	3,780.00	4,695.00	4,695.00	4,695.00	_____
G9000	1870 PEST/CONFI	3,000.00	.00	915.00	.00	.00	.00	_____
G9000	2130 COMPUTER E	10,612.25	3,500.00	3,500.00	2,900.00	2,900.00	2,900.00	_____
G9000	2150 BUILDING I	.00	.00	.00	23,000.00	10,000.00	10,000.00	_____
G9000	2250 TRUCKS, TR	.00	.00	.00	270,858.00	.00	.00	_____
G9000	2550 OTHER SPEC	23,173.08	3,600.00	3,600.00	14,000.00	14,000.00	14,000.00	_____
G9000	2600 OTHER	14,668.09	16,100.00	16,100.00	20,000.00	15,000.00	15,000.00	_____
G9000	4010 OFFICE SUP	4,660.56	6,500.00	6,500.00	6,000.00	5,000.00	5,000.00	_____
G9000	4020 POSTAGE &	461.07	250.00	250.00	500.00	500.00	500.00	_____
G9000	4021 CDL LIC	100.00	550.00	550.00	250.00	250.00	250.00	_____
G9000	4025 PRINT/ADV/	2,243.52	3,000.00	3,000.00	3,000.00	3,000.00	3,000.00	_____
G9000	4030 PRINTING &	2,125.49	2,000.00	2,000.00	2,500.00	2,500.00	2,500.00	_____
G9000	4040 TRAVEL	.00	1,800.00	1,415.00	1,200.00	1,200.00	1,200.00	_____
G9000	4050 MILEAGE	134.05	100.00	135.00	200.00	200.00	200.00	_____

12/12/2017 17:34  
carroll

TOWN OF AMHERST - www.amherst.ny.us  
NEXT YEAR BUDGET COMPARISON REPORT

JP 2  
bgnyrpts

PROJECTION: 2018 2018 BUDGET

FOR PERIOD 99

ACCOUNTS FOR: SANITARY SEWERS			2016 ACTUAL	2017 ORIG BUD	2017 REVISED BUD	2018 REQUESTED	2018 BUDG OFFIC	2018 FINAL	COMMENT
G9000	4060	TELEPHONE	2,586.21	5,500.00	5,500.00	4,500.00	2,700.00	2,700.00	
G9000	4070	UTILITIES	27,723.00	30,000.00	30,000.00	34,000.00	30,000.00	30,000.00	
G9000	4080	DUES & SUB	154.28	400.00	400.00	300.00	300.00	300.00	
G9000	4090	PROFESSION	17,362.58	41,000.00	41,000.00	50,000.00	41,000.00	41,000.00	
G9000	4110	CONTRACTUA	551,784.26	575,000.00	591,000.00	598,000.00	575,000.00	635,000.00	
G9000	4117	LAT REPAIR	.00	16,000.00	.00	22,000.00	.00	.00	
G9000	4120	TRAINING &	403.00	2,750.00	2,750.00	2,000.00	1,000.00	1,000.00	
G9000	4160	PHYSICAL E	120.92	1,000.00	1,350.00	800.00	800.00	800.00	
G9000	4190	TAX REFUND	28,314.59	4,908.02	4,908.02	37,707.02	37,707.02	37,707.02	
G9000	4220	BUILDING A	28,882.35	33,000.00	23,000.00	38,000.00	30,000.00	30,000.00	
G9000	4230	PASSENGER	966.04	2,000.00	2,000.00	2,000.00	2,000.00	2,000.00	
G9000	4240	TRUCKS, TR	41,722.94	52,000.00	50,000.00	48,000.00	48,000.00	48,000.00	
G9000	4280	R&M PUB. S	9,276.61	9,000.00	9,000.00	10,000.00	10,000.00	10,000.00	
G9000	4300	R & M OTHE	47,730.19	34,000.00	34,000.00	49,000.00	49,000.00	49,000.00	
G9000	4310	GAS AND OI	37,204.35	45,000.00	45,000.00	52,000.00	45,000.00	45,000.00	
G9000	4320	M&S AUTO P	35,778.65	35,000.00	35,000.00	38,000.00	38,000.00	38,000.00	
G9000	4330	RESURFACIN	24,840.32	22,000.00	26,150.00	26,000.00	26,000.00	26,000.00	
G9000	4340	LANDSCAPIN	3,523.66	5,000.00	5,000.00	6,000.00	4,000.00	4,000.00	
G9000	4350	CHEMICALS	278.00	2,000.00	2,000.00	2,000.00	1,000.00	1,000.00	
G9000	4410	PUBLIC SAF	4,948.94	7,000.00	7,000.00	6,000.00	5,000.00	5,000.00	
G9000	4420	UNIFORMS &	194.03	1,000.00	1,000.00	500.00	500.00	500.00	
G9000	4430	MISCELLANE	78,175.20	64,000.00	76,000.00	82,000.00	78,000.00	78,000.00	

12/12/2017 17:34  
carroll

|TOWN OF AMHERST - www.amherst.ny.us  
|NEXT YEAR BUDGET COMPARISON REPORT

|P 3  
|bgnyrpts

PROJECTION: 2018 2018 BUDGET

FOR PERIOD 99

ACCOUNTS FOR: SANITARY SEWERS			2016 ACTUAL	2017 ORIG BUD	2017 REVISED BUD	2018 REQUESTED	2018 BUDG OFFIC	2018 FINAL	COMMENT
G9000	4450	SMALL TOOL	14,141.66	20,000.00	15,850.00	18,000.00	15,000.00	15,000.00	_____
G9000	4520	DRUG AND A	910.00	1,850.00	1,850.00	1,200.00	1,200.00	1,200.00	_____
G9000	4930	LIABILITY	224,000.00	336,000.00	336,000.00	336,000.00	336,000.00	336,000.00	_____
G9000	6010	PRINCIPAL	318,290.48	337,141.00	337,141.00	.00	415,333.00	415,333.00	_____
G9000	6020	PRINCIPAL	85,139.39	247,684.20	247,684.20	.00	158,578.95	158,578.95	_____
G9000	7010	INTEREST O	77,925.87	72,491.36	72,491.36	.00	120,583.76	120,583.76	_____
G9000	7020	INTEREST O	82,602.78	167,847.85	167,847.85	.00	95,797.21	95,797.21	_____
G9000	8010	ST. RETIRE	223,076.00	207,975.94	207,975.94	.00	231,136.84	231,136.84	_____
G9000	8030	SOCIAL SEC	125,390.19	136,101.09	136,101.09	141,982.71	139,194.19	139,644.52	_____
G9000	8040	WORKMEN'S	56,000.00	84,000.00	84,000.00	84,000.00	84,000.00	84,000.00	_____
G9000	8050	HOSPITAL &	346,956.37	349,000.00	347,100.00	.00	368,250.00	368,250.00	_____
G9000	8051	DENTAL	20,131.54	18,200.00	21,300.00	.00	21,000.00	21,000.00	_____
G9000	8052	VISION	2,066.98	2,100.00	2,100.00	.00	2,100.00	2,100.00	_____
G9000	8053	RET HEALTH	144,287.36	157,000.00	155,800.00	.00	157,000.00	157,000.00	_____
G9000	9000	INTER-FUND	1,135,597.59	841,500.00	841,500.00	.00	889,000.00	889,000.00	_____
TOTAL SANITARY SEWER DISTRIC			5,540,672.68	5,782,948.64	5,782,948.64	3,896,380.87	5,933,262.91	5,999,599.82	_____
G9916	DISPOSAL PLANT 16								
G9916	1000	PERSONAL S	3,307,307.72	3,373,401.60	3,464,044.19	3,438,907.21	3,401,034.21	3,401,034.21	_____
G9916	1200	OVERTIME	194,543.63	210,000.00	210,000.00	210,000.00	210,000.00	210,000.00	_____
G9916	1300	LONGEVITY	57,000.00	54,250.00	54,450.00	54,250.00	48,800.00	48,800.00	_____
G9916	1400	VAC BUYBAC	3,660.49	6,233.32	7,227.62	6,233.32	7,325.13	7,325.13	_____

12/12/2017 17:34  
carroll

|TOWN OF AMHERST - www.amherst.ny.us  
|NEXT YEAR BUDGET COMPARISON REPORT

|P 4  
|bgnyrpts

PROJECTION: 2018 2018 BUDGET

FOR PERIOD 99

ACCOUNTS FOR: SANITARY SEWERS			2016 ACTUAL	2017 ORIG BUD	2017 REVISED BUD	2018 REQUESTED	2018 BUDG OFFIC	2018 FINAL	COMMENT
G9916	1600	RETRO-PAY	36,126.63	104,677.31	.00	.00	.00	.00	
G9916	1800	CLOTHING	5,030.00	16,155.00	9,455.00	16,155.00	16,155.00	16,155.00	
G9916	1850	LUMP RETIR	14,125.71	.00	13,040.42	.00	.00	.00	
G9916	1870	PEST/CONFI	6,000.00	.00	6,500.00	.00	.00	.00	
G9916	1880	RET INCENT	10,000.00	10,000.00	10,000.00	.00	.00	.00	
G9916	2130	COMPUTER E	27,462.93	24,800.00	24,506.50	40,325.00	18,325.00	18,325.00	
G9916	2150	BUILDING I	208,565.11	25,000.00	32,204.00	99,000.00	3,500.00	3,500.00	
G9916	2250	TRUCKS, TR	2,150.00	.00	.00	.00	.00	.00	
G9916	2600	OTHER EQUI	32,096.85	50,000.00	10,615.00	43,100.00	28,000.00	28,000.00	
G9916	4010	OFFICE SUP	6,752.11	5,500.00	5,500.00	6,000.00	6,000.00	6,000.00	
G9916	4020	POSTAGE &	224.52	400.00	400.00	400.00	400.00	400.00	
G9916	4025	PRINT/ADV/	4,834.39	4,000.00	4,000.00	4,900.00	4,900.00	4,900.00	
G9916	4040	TRAVEL	755.05	3,600.00	3,581.06	3,600.00	1,000.00	1,000.00	
G9916	4050	MILEAGE &	69.10	.00	1,018.94	.00	.00	.00	
G9916	4060	TELEPHONE	6,192.36	5,000.00	5,302.00	6,300.00	6,300.00	6,300.00	
G9916	4090	PROFESSION	18,378.25	50,000.00	41,494.00	75,000.00	25,000.00	25,000.00	
G9916	4110	CONTRACTUA	79,596.43	100,000.00	100,000.00	150,400.00	122,527.00	122,527.00	
G9916	4310	GAS AND OI	102.55	.00	.00	.00	.00	.00	
G9916	4420	UNIFORMS &	1,907.10	1,500.00	1,500.00	1,500.00	1,500.00	1,500.00	
G9916	4650	PROPERTY T	146,679.48	146,679.00	146,679.00	160,167.00	160,167.00	160,167.00	
G9916	4700	UTILITIES-	104,796.22	142,000.00	142,000.00	116,000.00	152,000.00	152,000.00	
G9916	4710	UTILITIES-	1,092,092.93	1,213,000.00	1,213,000.00	1,150,000.00	1,251,300.00	1,251,300.00	



PROJECTION: 2018 2018 BUDGET

FOR PERIOD 99

ACCOUNTS FOR: SANITARY SEWERS			2016 ACTUAL	2017 ORIG BUD	2017 REVISED BUD	2018 REQUESTED	2018 BUDG OFFIC	2018 FINAL	COMMENT
G9916	4740	UTILITIES-	77,213.51	55,000.00	55,000.00	77,000.00	77,000.00	77,000.00	_____
G9916	4800	CHEMICALS-	238,629.97	191,000.00	191,000.00	215,000.00	215,000.00	215,000.00	_____
G9916	4810	CHEMICALS-	102,379.16	200,000.00	200,000.00	173,000.00	173,000.00	173,000.00	_____
G9916	4820	CHEMICALS-	39,367.11	78,000.00	78,000.00	68,000.00	68,000.00	68,000.00	_____
G9916	4830	CHEMICALS-	23,000.00	10,000.00	10,000.00	12,000.00	12,000.00	12,000.00	_____
G9916	4850	OPERATOR T	7,271.21	15,000.00	15,000.00	12,000.00	10,000.00	10,000.00	_____
G9916	4860	LAB. SUPPL	44,604.46	58,100.00	55,237.19	86,300.00	86,300.00	86,300.00	_____
G9916	4870	PLANT SAFE	22,001.42	36,500.00	36,500.00	36,200.00	20,200.00	20,200.00	_____
G9916	4900	PLANT CONT	33,114.25	2,000.00	15,000.00	2,000.00	2,000.00	2,000.00	_____
G9916	4910	PLANT VEHI	53,664.88	70,000.00	70,000.00	57,000.00	57,000.00	57,000.00	_____
G9916	4921	MECHANICAL	180,212.43	200,000.00	200,000.00	180,000.00	180,000.00	180,000.00	_____
G9916	4922	ELECTRICAL	120,936.90	130,000.00	157,886.89	120,000.00	120,000.00	120,000.00	_____
G9916	4923	HVAC	68,429.14	83,000.00	81,577.76	89,000.00	83,000.00	83,000.00	_____
G9916	4924	BUIL&GROUN	24,448.67	28,000.00	28,000.00	25,000.00	25,000.00	25,000.00	_____
G9916	4925	OFFICE	4,638.34	3,500.00	8,500.00	3,500.00	3,500.00	3,500.00	_____
G9916	4926	OPERATIONS	13,813.61	10,000.00	13,352.32	10,000.00	10,000.00	10,000.00	_____
G9916	4929	LIFT STAT	14,172.62	55,000.00	51,555.25	30,000.00	30,000.00	30,000.00	_____
G9916	4930	PLANT INSU	179,000.00	268,500.00	268,500.00	268,500.00	268,500.00	268,500.00	_____
G9916	4940	GAS & OIL	45,359.87	66,000.00	65,991.00	61,000.00	46,000.00	46,000.00	_____
G9916	4950	PLANT SLUD	547,158.72	490,000.00	490,000.00	534,000.00	807,000.00	807,000.00	_____
G9916	4960	PLANT SERV	73,100.25	210,000.00	161,293.65	171,000.00	140,000.00	140,000.00	_____
G9916	6010	PRINCIPAL	1,040,553.46	1,052,352.00	1,052,352.00	.00	1,966,040.00	1,966,040.00	_____



