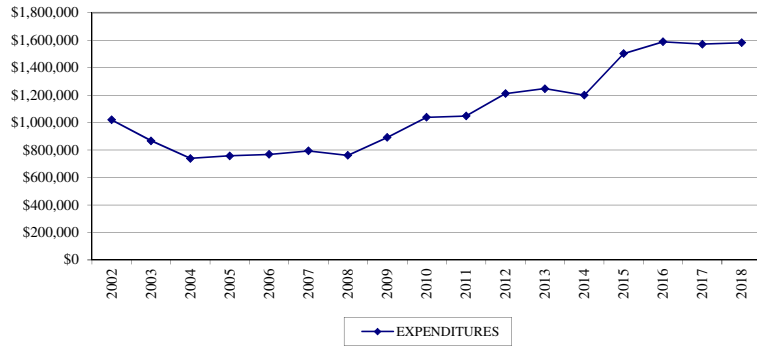


**TOWN OF AMHERST  
WATER DISTRICT FUND  
2018 ADOPTED BUDGET**

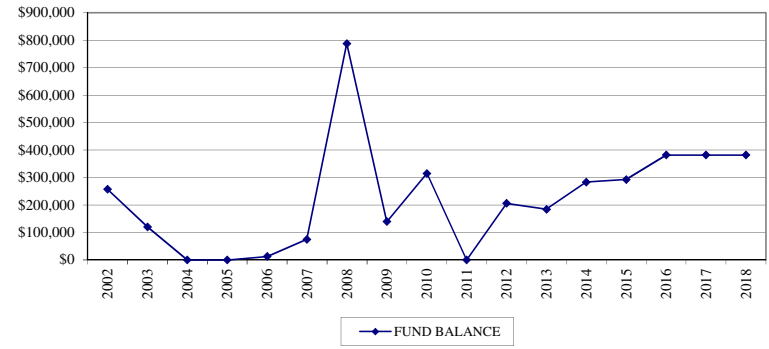
<b><u>ADOPTED BUDGET</u></b>	<b><u>2018</u></b>	<b><u>2017</u></b>	<b><u>\$</u></b> <b><u>CHANGE</u></b>	<b><u>%</u></b> <b><u>CHANGE</u></b>
<b>CAPITAL:</b>				
Bond & Ban Principal	\$ 863,752	\$ 947,630	\$ (83,877)	-8.85%
Bond & Ban Interest	\$ 494,161	\$ 453,676	\$ 40,485	8.92%
refunds	\$ 251	\$ 162	\$ 89	55.28%
Interfund transfers	\$ 16,500	\$ 15,500	\$ 1,000	6.45%
Contractual/Other	\$ 135,290	\$ 85,290	\$ 50,000	58.62%
<b>OPERATING:</b>				
Personal Services	\$ 52,926	\$ 50,794	\$ 2,132	4.20%
Fringe Benefits	\$ 4,049	\$ 3,886	\$ 163	4.20%
Professional Services	\$ 15,000	\$ 15,000	\$ -	0.00%
LESS: Estimated Revenues	\$ (1,700)	\$ (1,400)	\$ (300)	21.43%
LESS: DEBT RESERVE REVENUE	\$ (241,253)	\$ (36,438)	\$ (204,815)	
LESS: Appropriated fund balance	\$ (382,063)	\$ (382,063)	\$ -	
<b>AMOUNT TO RAISE</b>	<b><u>\$ 956,913</u></b>	<b><u>\$ 1,152,036</u></b>	<b><u>\$ (195,123)</u></b>	<b>-16.94%</b>

**CODE 22390**

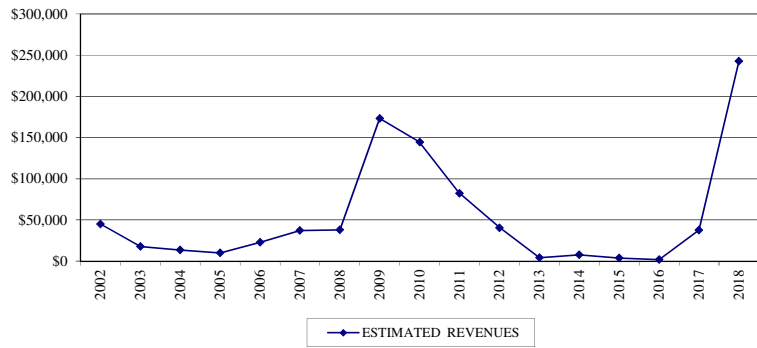
WATER (I)



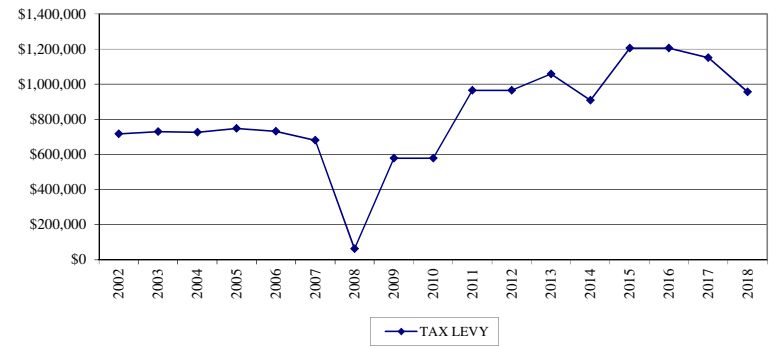
WATER (I)



WATER (I)



WATER (I)



12/12/2017 17:38  
carroll

|TOWN OF AMHERST - www.amherst.ny.us  
|NEXT YEAR BUDGET COMPARISON REPORT

|P 1  
|bgnyrpts

PROJECTION: 2018 2018 BUDGET

FOR PERIOD 99

ACCOUNTS FOR: WATER DISTRICTS		2016 ACTUAL	2017 ORIG BUD	2017 REVISED BUD	2018 REQUESTED	2018 BUDG OFFIC	2018 FINAL	COMMENT
I0001	NON-DEPARTMENTAL REVENUES							
I0001	01001 REAL PROPE	-1,205,510.00	-1,152,035.82	-1,152,035.82	.00	-956,913.05	-956,913.05	_____
I0001	02401 INTEREST &	-1,509.68	-1,400.00	-1,400.00	.00	-1,700.00	-1,700.00	_____
I0001	05031 INTERFUND	-140,739.93	.00	.00	.00	.00	.00	_____
TOTAL NON-DEPARTMENTAL REVEN		-1,347,759.61	-1,153,435.82	-1,153,435.82	.00	-958,613.05	-958,613.05	_____
I7015	WATER DISTRICT 15							
I7015	02770 OTHER UNCL	-12,975.00	.00	.00	.00	.00	.00	_____
I7015	05031 INTERFUND	-307,986.51	.00	.00	.00	.00	.00	_____
I7015	05715 DEBT RES R	.00	-36,437.97	-36,437.97	.00	-241,252.54	-241,252.54	_____
I7015	05720 BOND REFUN	-217.06	.00	.00	.00	.00	.00	_____
TOTAL WATER DISTRICT 15		-321,178.57	-36,437.97	-36,437.97	.00	-241,252.54	-241,252.54	_____
TOTAL WATER DISTRICTS		-1,668,938.18	-1,189,873.79	-1,189,873.79	.00	-1,199,865.59	-1,199,865.59	_____
TOTAL REVENUE		-1,668,938.18	-1,189,873.79	-1,189,873.79	.00	-1,199,865.59	-1,199,865.59	_____
TOTAL EXPENSE		.00	.00	.00	.00	.00	.00	_____
GRAND TOTAL		-1,668,938.18	-1,189,873.79	-1,189,873.79	.00	-1,199,865.59	-1,199,865.59	_____

\*\* END OF REPORT - Generated by Darlene Carroll \*\*

12/12/2017 17:39  
carroll

|TOWN OF AMHERST - www.amherst.ny.us  
|NEXT YEAR BUDGET COMPARISON REPORT

|P 1  
|bgnyrpts

PROJECTION: 2018 2018 BUDGET

FOR PERIOD 99

ACCOUNTS FOR: WATER DISTRICTS		2016 ACTUAL	2017 ORIG BUD	2017 REVISED BUD	2018 REQUESTED	2018 BUDG OFFIC	2018 FINAL	COMMENT
I7015	WATER DISTRICT 15							
I7015	1000 PERSONAL S	37,859.86	47,200.00	48,144.00	50,275.78	50,275.78	50,275.78	
I7015	1200 OVERTIME	.00	1,500.00	1,500.00	1,500.00	1,500.00	1,500.00	
I7015	1300 LONGEVITY	1,050.00	1,150.00	1,150.00	1,150.00	1,150.00	1,150.00	
I7015	1600 RETRO-PAY	.00	944.00	.00	.00	.00	.00	
I7015	4080 DUES & SUB	.00	185.00	185.00	185.00	185.00	185.00	
I7015	4090 PROFESSION	7,934.06	15,000.00	15,300.00	15,000.00	15,000.00	15,000.00	
I7015	4110 CONTRACTUA	227,317.72	85,000.00	84,700.00	135,000.00	135,000.00	135,000.00	
I7015	4190 TAX REFUND	23.83	161.68	161.68	.00	251.05	251.05	
I7015	4420 UNIFORMS &	.00	105.00	105.00	105.00	105.00	105.00	
I7015	6010 PRINCIPAL	419,038.34	426,840.00	426,840.00	.00	660,331.00	660,331.00	
I7015	6020 PRINCIPAL	247,475.63	520,789.50	520,789.50	.00	203,421.05	203,421.05	
I7015	7010 INTEREST O	157,665.61	152,677.90	152,677.90	.00	304,908.26	304,908.26	
I7015	7020 INTEREST O	166,749.53	300,997.97	300,997.97	.00	189,252.63	189,252.63	
I7015	8030 SOCIAL SEC	2,973.64	3,885.74	3,885.74	4,048.82	4,048.82	4,048.82	
I7015	9000 INTER-FUND	15,084.20	15,500.00	15,500.00	.00	16,500.00	16,500.00	
TOTAL WATER DISTRICT 15		1,283,172.42	1,571,936.79	1,571,936.79	207,264.60	1,581,928.59	1,581,928.59	
TOTAL WATER DISTRICTS		1,283,172.42	1,571,936.79	1,571,936.79	207,264.60	1,581,928.59	1,581,928.59	
TOTAL REVENUE		.00	.00	.00	.00	.00	.00	
TOTAL EXPENSE		1,283,172.42	1,571,936.79	1,571,936.79	207,264.60	1,581,928.59	1,581,928.59	
GRAND TOTAL		1,283,172.42	1,571,936.79	1,571,936.79	207,264.60	1,581,928.59	1,581,928.59	

\*\* END OF REPORT - Generated by Darlene Carroll \*\*