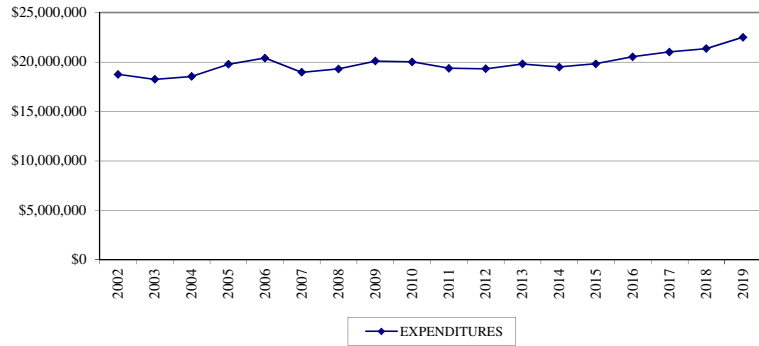


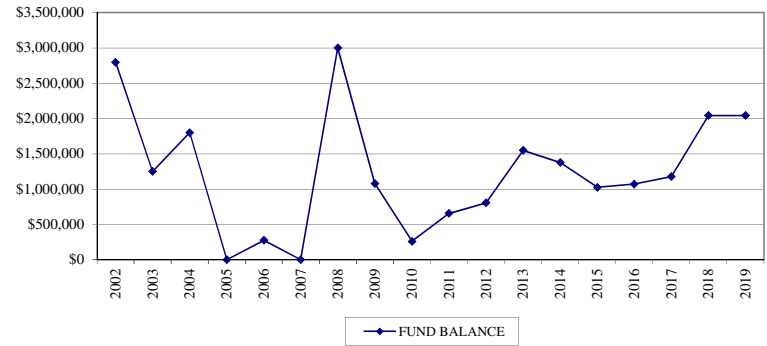
**Town of Amherst
SEWER FUND
2019 ADOPTED BUDGET**

<u>ADOPTED BUDGET</u>	<u>2019</u>	<u>2018</u>	<u>\$ increase/ (decrease)</u>	<u>% increase/ (decrease)</u>
Budget Appropriations	\$ 22,514,387	\$ 21,352,154	\$ 1,162,233	5.44%
LESS: Estimated Revenues	\$ (4,479,633)	\$ (3,867,795)	\$ 611,838	15.82%
LESS: Appropriated Fund Balance	\$ (2,043,943)	\$ (2,043,943)	\$ 0	
AMOUNT TO RAISE IN TAXES:	<u>\$ 15,990,811</u>	<u>\$ 15,440,416</u>	<u>\$ 550,395</u>	3.56%

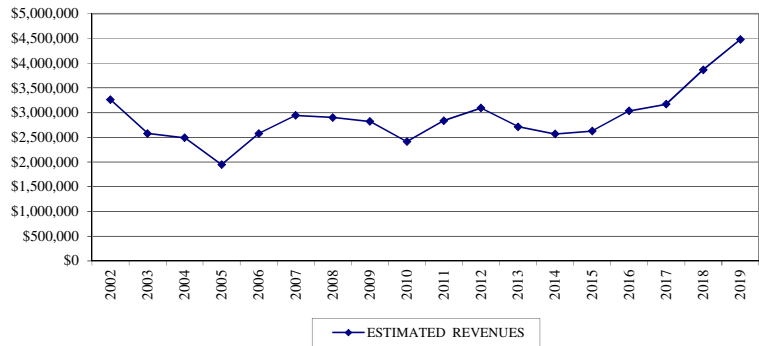
SEWER (G)



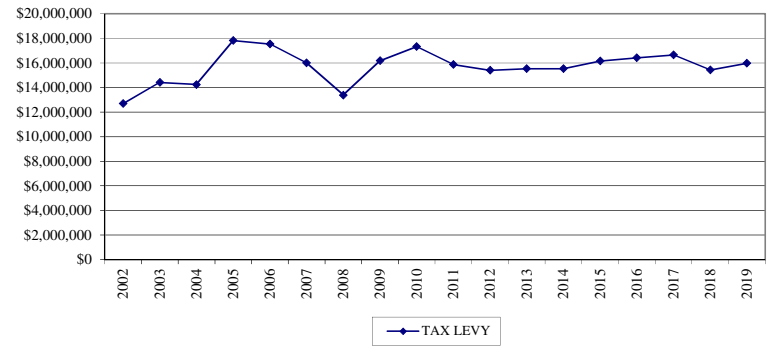
SEWER (G)



SEWER (G)



SEWER (G)



**TOWN OF AMHERST
SANITARY SEWER FUND
2019 ADOPTED BUDGET**

<u>ADOPTED BUDGET</u>	<u>COMBINED SEWER MAINT</u>	<u>Disposal Plant</u>	<u>Environmental Control</u>	<u>Erie County SS#5</u>	<u>Village of Williamsville</u>	<u>Town of Clarence</u>	<u>TOTAL</u>
Capital Debt	\$ 818,226	\$ 4,154,346	\$ -		\$ -		\$ 4,972,572
Water Pollution Debt (WWTP G9916)	\$ 2,268,564	\$ (3,148,185)	\$ -	\$ 378,023	\$ 248,365	\$ 96,526	\$ (156,707)
DEBT RESERVE	\$ 156,707	\$ (1,006,161)					\$ (849,454)
Capital Revenues	\$ -	\$ -	\$ -	\$ 378,023	\$ 248,365	\$ 96,526	\$ 722,914
Total Capital Levy	\$ 3,243,497	\$ (0)	\$ -	\$ -	\$ -	\$ -	\$ 3,243,497
Maintenance Appropriation	\$ 5,417,971.64	\$ 11,961,138.32	\$ 162,705	\$ -	\$ -	\$ -	\$ 17,541,815
Disposal Plant O & M	\$ 11,106,757	\$ (11,961,138)	\$ (162,705)	\$ 321,977	\$ 551,635	\$ 143,474	\$ -
Maintenance Revenues	\$ 1,733,472	\$ -	\$ -	\$ 321,977	\$ 551,635	\$ 143,474	\$ 2,750,558
Appropriated Fund Balance	\$ (2,043,943)	\$ -	\$ -	\$ -	\$ -	\$ -	\$ (2,043,943)
Total Maintenance Levy	\$ 12,747,314	\$ -	\$ -	\$ -	\$ -	\$ -	\$ 12,747,314
AMOUNT TO RAISE IN TAXES	\$ 15,990,811	\$ (0.00)	\$ -	\$ -	\$ -	\$ -	\$ 15,990,811
PRIOR YEAR - 2017							\$ 15,440,416
\$ CHANGE							\$ 550,395
% CHANGE							3.56%

10/25/2018 13:10
carroll

|TOWN OF AMHERST - www.amherst.ny.us
|NEXT YEAR BUDGET COMPARISON REPORT

|P 2
|bgnyrpts

PROJECTION: 2019 2019 BUDGET

FOR PERIOD 99

ACCOUNTS FOR:			2017	2018	2018	2019	2019	2019	
DISPOSAL PLANT 16			ACTUAL	ORIG BUD	REVISED BUD	REQUESTED	BUDG OFFIC	FINAL	COMMENT
G9916	02650	SALES OF S	-14,160.50	-15,000.00	-15,000.00	.00	-15,000.00	-15,000.00	_____
G9916	05001	REFUND CUR	-8,555.96	.00	.00	.00	.00	.00	_____
G9916	05002	EM'EE HEAL	-89,315.02	-93,030.32	-93,030.32	-94,131.98	-94,131.98	-94,131.98	_____
G9916	05031	INTERFUND	-201,058.90	.00	.00	.00	.00	.00	_____
G9916	05715	DEBT RES R	.00	-654,001.20	-654,001.20	.00	-1,006,160.92	-1,006,160.92	_____
TOTAL DISPOSAL PLANT 16			-329,890.38	-762,031.52	-762,031.52	-94,131.98	-1,115,292.90	-1,115,292.90	_____
G9999	02375	PRETREATME	-104,133.27	-75,000.00	-75,000.00	.00	-75,000.00	-75,000.00	_____
G9999	02770	OTHER UNCL	-775.43	.00	.00	.00	.00	.00	_____
G9999	05002	EM'EE HEAL	-951.60	-999.18	-999.18	-1,046.30	-1,046.30	-1,046.30	_____
TOTAL ENVIRONMENTAL CONTROL			-105,860.30	-75,999.18	-75,999.18	-1,046.30	-76,046.30	-76,046.30	_____
TOTAL REVENUE			-20,072,209.50	-19,308,210.70	-19,325,182.32	-137,563.84	-20,470,443.51	-20,470,443.51	_____
TOTAL EXPENSE			.00	.00	.00	.00	.00	.00	_____
GRAND TOTAL			-20,072,209.50	-19,308,210.70	-19,325,182.32	-137,563.84	-20,470,443.51	-20,470,443.51	_____

** END OF REPORT - Generated by Darlene Carroll **

10/25/2018 13:12
carroll

|TOWN OF AMHERST - www.amherst.ny.us
|NEXT YEAR BUDGET COMPARISON REPORT

|P 1
|bgnyrpts

PROJECTION: 2019 2019 BUDGET

FOR PERIOD 99

ACCOUNTS FOR: SANITARY SEWER DISTRICT			2017 ACTUAL	2018 ORIG BUD	2018 REVISED BUD	2019 REQUESTED	2019 BUDG OFFIC	2019 FINAL	COMMENT
G9000	1000	PERSONAL S	1,623,336.80	1,691,159.60	1,691,129.20	1,841,422.86	1,785,502.07	1,785,502.07	_____
G9000	1200	OVERTIME	87,137.11	84,500.00	84,500.00	84,500.00	84,500.00	84,500.00	_____
G9000	1300	LONGEVITY	31,550.00	32,950.00	32,950.00	32,950.00	32,950.00	32,950.00	_____
G9000	1400	VAC BUYBAC	8,553.61	6,113.92	6,144.32	6,113.92	5,121.54	5,121.54	_____
G9000	1740	BRIEFING	3,579.97	6,000.00	6,000.00	6,000.00	6,000.00	6,000.00	_____
G9000	1800	CLOTHING	3,780.00	4,695.00	4,695.00	4,695.00	4,695.00	4,695.00	_____
G9000	1870	PEST/CONFI	4,500.00	.00	.00	.00	.00	.00	_____
G9000	2130	COMPUTER E	2,739.36	2,900.00	2,900.00	2,900.00	5,500.00	5,500.00	_____
G9000	2150	BUILDING I	.00	10,000.00	10,000.00	23,000.00	23,000.00	23,000.00	_____
G9000	2250	TRUCKS, TR	.00	.00	.00	270,858.00	.00	.00	_____
G9000	2550	OTHER SPEC	2,900.00	14,000.00	14,000.00	14,000.00	4,500.00	4,500.00	_____
G9000	2600	OTHER	9,410.24	15,000.00	15,000.00	20,000.00	18,800.00	18,800.00	_____
G9000	4010	OFFICE SUP	3,246.07	5,000.00	4,915.00	6,000.00	5,000.00	5,000.00	_____
G9000	4020	POSTAGE &	229.57	500.00	500.00	500.00	500.00	500.00	_____
G9000	4021	CDL LIC	262.00	250.00	1,030.00	400.00	400.00	400.00	_____
G9000	4025	PRINT/ADV/	2,707.21	3,000.00	2,900.00	3,000.00	2,000.00	2,000.00	_____
G9000	4030	PRINTING &	77.53	2,500.00	.00	2,500.00	500.00	500.00	_____
G9000	4040	TRAVEL	174.10	1,200.00	700.00	1,200.00	800.00	800.00	_____
G9000	4050	MILEAGE	134.55	200.00	200.00	200.00	200.00	200.00	_____
G9000	4060	TELEPHONE	2,589.70	2,700.00	2,700.00	2,700.00	2,700.00	2,700.00	_____
G9000	4070	UTILITIES	32,277.21	30,000.00	30,000.00	34,000.00	34,000.00	34,000.00	_____

10/25/2018 13:12
carroll

|TOWN OF AMHERST - www.amherst.ny.us
|NEXT YEAR BUDGET COMPARISON REPORT

|P 2
|bgnyrpts

PROJECTION: 2019 2019 BUDGET

FOR PERIOD 99

ACCOUNTS FOR: SANITARY SEWER DISTRICT	2017 ACTUAL	2018 ORIG BUD	2018 REVISED BUD	2019 REQUESTED	2019 BUDG OFFIC	2019 FINAL	COMMENT
G9000 4080 DUES & SUB	15.00	300.00	305.00	300.00	300.00	300.00	
G9000 4090 PROFESSION	42,076.73	41,000.00	53,000.00	60,000.00	60,000.00	60,000.00	
G9000 4110 CONTRACTUA	599,676.00	635,000.00	582,000.00	625,000.00	625,000.00	625,000.00	
G9000 4120 TRAINING &	785.29	1,000.00	1,000.00	2,000.00	800.00	800.00	
G9000 4160 PHYSICAL E	465.00	800.00	800.00	500.00	500.00	500.00	
G9000 4190 TAX REFUND	4,908.02	37,707.02	37,707.02	5,308.36	5,308.36	5,308.36	
G9000 4220 BUILDING A	31,310.15	30,000.00	28,000.00	38,000.00	30,000.00	30,000.00	
G9000 4230 PASSENGER	1,125.48	2,000.00	2,000.00	2,000.00	1,000.00	1,000.00	
G9000 4240 TRUCKS, TR	47,377.07	48,000.00	50,782.44	48,000.00	50,000.00	50,000.00	
G9000 4280 R&M PUB. S	5,014.05	10,000.00	8,900.00	16,000.00	10,000.00	10,000.00	
G9000 4300 R & M OTHE	36,804.21	49,000.00	45,289.18	49,000.00	42,000.00	42,000.00	
G9000 4310 GAS AND OI	45,203.73	45,000.00	45,000.00	46,000.00	53,500.00	53,500.00	
G9000 4320 M&S AUTO P	35,126.12	38,000.00	33,000.00	38,000.00	36,000.00	36,000.00	
G9000 4330 RESURFACIN	27,059.42	26,000.00	26,000.00	26,000.00	26,000.00	26,000.00	
G9000 4340 LANDSCAPIN	3,859.35	4,000.00	4,000.00	6,000.00	4,000.00	4,000.00	
G9000 4350 CHEMICALS	695.88	1,000.00	1,000.00	2,000.00	1,200.00	1,200.00	
G9000 4410 PUBLIC SAF	7,142.14	5,000.00	5,000.00	6,000.00	5,000.00	5,000.00	
G9000 4420 UNIFORMS &	304.74	500.00	500.00	500.00	500.00	500.00	
G9000 4430 MISCELLANE	88,042.15	78,000.00	62,400.00	82,000.00	80,000.00	80,000.00	
G9000 4450 SMALL TOOL	12,629.40	15,000.00	15,000.00	18,000.00	15,000.00	15,000.00	
G9000 4520 DRUG AND A	1,025.00	1,200.00	1,200.00	1,200.00	1,200.00	1,200.00	
G9000 4930 LIABILITY	336,000.00	336,000.00	336,000.00	336,000.00	403,200.00	403,200.00	

10/25/2018 13:12
carroll

|TOWN OF AMHERST - www.amherst.ny.us
|NEXT YEAR BUDGET COMPARISON REPORT

|P 4
|bgnyrpts

PROJECTION: 2019 2019 BUDGET

FOR PERIOD 99

ACCOUNTS FOR: DISPOSAL PLANT 16			2017 ACTUAL	2018 ORIG BUD	2018 REVISED BUD	2019 REQUESTED	2019 BUDG OFFIC	2019 FINAL	COMMENT
G9916	2130	COMPUTER E	16,550.29	18,325.00	18,325.00	58,000.00	46,520.00	46,520.00	_____
G9916	2150	BUILDING I	7,549.00	3,500.00	83,426.80	50,000.00	50,000.00	50,000.00	_____
G9916	2250	TRUCKS, TR	.00	.00	.00	4,500.00	.00	.00	_____
G9916	2600	OTHER EQUI	1,004.96	28,000.00	48,000.00	28,000.00	10,000.00	10,000.00	_____
G9916	4010	OFFICE SUP	5,035.59	6,000.00	4,400.00	7,000.00	5,400.00	5,400.00	_____
G9916	4020	POSTAGE &	322.64	400.00	400.00	400.00	400.00	400.00	_____
G9916	4025	PRINT/ADV/	1,730.69	4,900.00	4,900.00	4,900.00	4,000.00	4,000.00	_____
G9916	4040	TRAVEL	2,890.52	1,000.00	3,465.52	4,000.00	2,000.00	2,000.00	_____
G9916	4050	MILEAGE &	699.76	.00	.00	.00	.00	.00	_____
G9916	4060	TELEPHONE	5,922.38	6,300.00	6,300.00	6,300.00	6,300.00	6,300.00	_____
G9916	4090	PROFESSION	16,000.00	25,000.00	25,000.00	25,000.00	15,000.00	15,000.00	_____
G9916	4110	CONTRACTUA	76,807.49	122,527.00	122,527.00	122,527.00	90,000.00	90,000.00	_____
G9916	4420	UNIFORMS &	1,378.00	1,500.00	1,500.00	1,500.00	1,500.00	1,500.00	_____
G9916	4650	PROPERTY T	160,166.75	160,167.00	160,167.00	160,167.00	160,167.00	160,167.00	_____
G9916	4700	UTILITIES-	128,738.10	152,000.00	152,000.00	152,000.00	152,000.00	152,000.00	_____
G9916	4710	UTILITIES-	1,287,346.63	1,251,300.00	1,251,300.00	1,251,300.00	1,378,000.00	1,378,000.00	_____
G9916	4740	UTILITIES-	160,898.86	77,000.00	77,000.00	90,000.00	90,000.00	90,000.00	_____
G9916	4800	CHEMICALS-	220,966.61	215,000.00	200,000.00	255,000.00	190,000.00	190,000.00	_____
G9916	4810	CHEMICALS-	135,293.55	173,000.00	173,000.00	173,000.00	175,000.00	175,000.00	_____
G9916	4820	CHEMICALS-	79,409.33	68,000.00	66,462.20	80,000.00	85,000.00	85,000.00	_____
G9916	4830	CHEMICALS-	10,000.00	12,000.00	13,537.80	15,000.00	15,000.00	15,000.00	_____
G9916	4850	OPERATOR T	12,350.92	10,000.00	10,360.53	15,000.00	9,000.00	9,000.00	_____

PROJECTION: 2019 2019 BUDGET

FOR PERIOD 99

ACCOUNTS FOR: DISPOSAL PLANT 16			2017 ACTUAL	2018 ORIG BUD	2018 REVISED BUD	2019 REQUESTED	2019 BUDG OFFIC	2019 FINAL	COMMENT
G9916	4860	LAB. SUPPL	41,110.32	86,300.00	66,373.20	100,000.00	55,000.00	55,000.00	_____
G9916	4870	PLANT SAFE	11,717.37	20,200.00	18,200.00	20,200.00	20,200.00	20,200.00	_____
G9916	4900	PLANT CONT	59,926.75	2,000.00	2,000.00	2,000.00	2,000.00	2,000.00	_____
G9916	4910	PLANT VEHI	58,103.30	57,000.00	56,938.24	56,938.24	56,938.24	56,938.24	_____
G9916	4920	REPAIR/REP	.00	.00	290.00	.00	.00	.00	_____
G9916	4921	MECHANICAL	160,742.40	180,000.00	131,750.00	180,000.00	180,000.00	180,000.00	_____
G9916	4922	ELECTRICAL	142,727.64	120,000.00	119,844.00	119,844.00	119,844.00	119,844.00	_____
G9916	4923	HVAC	48,240.33	83,000.00	75,000.00	83,000.00	83,000.00	83,000.00	_____
G9916	4924	BUIL&GROUN	28,521.42	25,000.00	25,000.00	25,000.00	25,000.00	25,000.00	_____
G9916	4925	OFFICE	5,137.22	3,500.00	5,100.00	6,000.00	5,000.00	5,000.00	_____
G9916	4926	OPERATIONS	13,070.32	10,000.00	9,173.95	10,000.00	10,000.00	10,000.00	_____
G9916	4929	LIFT STAT	27,777.77	30,000.00	40,960.00	30,000.00	5,000.00	5,000.00	_____
G9916	4930	PLANT INSU	268,500.00	268,500.00	268,500.00	268,500.00	322,200.00	322,200.00	_____
G9916	4940	GAS & OIL	45,141.69	46,000.00	46,000.00	46,000.00	53,500.00	53,500.00	_____
G9916	4950	PLANT SLUD	578,706.66	807,000.00	807,000.00	1,120,000.00	900,000.00	900,000.00	_____
G9916	4960	PLANT SERV	137,908.71	140,000.00	118,695.00	160,000.00	160,000.00	160,000.00	_____
G9916	4996	SETTLEMENT	.00	.00	.00	.00	.00	.00	_____
G9916	6010	PRINCIPAL	1,975,865.00	1,966,040.00	1,966,040.00	.00	2,279,635.00	2,279,635.00	_____
G9916	6020	PRINCIPAL	269,000.02	674,776.52	674,776.52	.00	584,141.17	584,141.17	_____
G9916	7010	INTEREST O	898,698.60	844,692.40	844,692.40	.00	907,471.42	907,471.42	_____
G9916	7020	INTEREST O	306,416.65	495,805.43	495,805.43	.00	383,098.57	383,098.57	_____
G9916	8010	ST. RETIRE	564,840.78	563,110.18	563,110.18	.00	543,117.27	543,117.27	_____

