



*Discovering what kids need to succeed*

# **Developmental Assets: A Profile of Your Youth**

**Results from the Search Institute Survey  
*Profiles of Student Life: Attitudes and  
Behaviors***

**Sweet Home CSD, Amherst CSD, and Williamsville CSD aggregate  
Williamsville, NY  
October 2022**

3001 Broadway St NE Ste 310  
Minneapolis, MN 55413  
1.800.888.7828  
[www.searchinstitute.org](http://www.searchinstitute.org)

*Survey Services*

# Contents

Section	Page
1 Executive Summary	1-1
2 Developmental Assets: A Model of Positive Human Development	2-1
3 Portrait of Developmental Assets	3-1
4 Thriving and Risk-Taking Indicators	4-1
5 The Protective Power of Developmental Assets	5-1
6 Portrait of the Four Core Measures	6-1
7 Taking Action	7-1
<b>Appendices</b>	
A Survey Item Percentages by Gender and Grade	A-1
B Survey Items and Related Developmental Assets, Deficits, Risk-Taking Behaviors, High-Risk Behavior Patterns, and Thriving Indicators	B-1
C Bibliography of Theory and Research Supporting Search Institute’s Developmental Assets Framework	C-1
D Search Institute Resources	D-1
E Frequently Asked Questions	E-1
F Getting the Word Out	F-1

## Figure List

	Page
Figure 1 Average Number of Assets Reported by Your Youth	1-7
Figure 2 The Asset Challenge Facing Your Community	1-8
Figure 3 The Power of Developmental Assets to Promote Thriving Indicators	1-10
Figure 4 The Power of Developmental Assets to Protect Against Risk-Taking Behaviors	1-11
Figure 5 Average Number of Assets Reported by Your Youth	3-2
Figure 6 Percent of Youth Reporting Each of 20 External Assets	3-4
Figure 7 Percent of Youth Reporting Each of 20 Internal Assets	3-8
Figure 8 Average Number of Eight Thriving Indicators Reported by Asset Level	5-2
Figure 9 Average Number of 24 Risk-Taking Behaviors by Asset Level	5-4
Figure 10 Past 30-Day Substance Use by Asset Level	6-2
Figure 11 Perception of Substance-Use Risk by Asset Level	6-3
Figure 12 Perception of Parental Disapproval by Asset Level	6-4
Figure 13 Perception of Peer Disapproval by Asset Level	6-5
Figure 14 The Asset Challenge Facing Your Community	7-1

## Table List

	Page
Table 1 Youth Who Were Surveyed	1-2
Table 2 Percent of Your Youth Reporting External Assets	1-3
Table 3 Percent of Your Youth Reporting Internal Assets	1-4
Table 4 Percent of Youth Reporting External Assets	1-5

Table 5	Percent of Youth Reporting Internal Assets	1–6
Table 6	Youth Who Were Surveyed	2–4
Table 7	Percent of Youth Reporting External Assets (with Definitions)	3–5
Table 8	Percent of Youth Who Report External Assets by Gender and Grade	3–6
Table 9	Percent of Youth Reporting Internal Assets (with Definitions)	3–9
Table 10	Percent of Youth Who Report Internal Assets by Gender and Grade	3–10
Table 11	Percent of Youth Who Report Developmental Deficits	3–11
Table 12	Percentages of Eight Thriving Indicators in Your Youth	4–2
Table 13	Percent of Youth Who Report Nine Risk-Taking Behaviors Related to Substance Use	4–3
Table 14	Percent of Youth Reporting 15 Additional Risk-Taking Behaviors	4–4
Table 15	Percent of Youth Reporting 10 High-Risk Behavior Patterns	4–5
Table 16	Percent of Youth Reporting Eight Thriving Indicators by Asset Level	5–3
Table 17	Percent of Youth Reporting Nine Substance Use-Related Risk-Taking Behaviors by Asset Level	5–5
Table 18	Percent of Youth Reporting 15 Additional Risk-Taking Behaviors by Asset Level	5–6
Table 19	Percent of Youth Reporting 10 High-Risk Behaviors Patterns by Asset Level	5–7
Table 20	Past 30-Day Substance Use by Gender and grade	6–2
Table 21	Perception of Risk of Substance Use by Gender and Grade	6–3
Table 22	Youth Perception of Parental Disapproval	6–4
Table 23	Youth Perception of Peer Disapproval	6–5
Table 24	Summary of Four Core Measures Data	6–6

# Executive Summary

# **Developmental Assets: A Profile of Your Youth**

Sweet Home CSD, Amherst CSD, and Williamsville CSD aggregate

Over the past 20 years, Search Institute has surveyed over three million youth about how they experience the 40 Developmental Assets—a research-based framework that identifies basic building blocks of human development. We’ve found clear relationships between youth outcomes and asset levels in both cross-sectional and longitudinal studies.

The results are compelling: The more assets kids have, the better. Youth with high asset levels are less likely to engage in high-risk behaviors (such as violence, sexual activity, drug use, and suicide), and more likely to engage in thriving behaviors (such as helping others, doing well in school, and taking on leadership roles).

Assets are crucial for the healthy development of all youth, regardless of their community size, geographic region, gender, economic status, race, or ethnicity. This report summarizes the extent to which your youth experience the Developmental Assets and how the assets relate to their behavior and overall health.

The Developmental Assets were assessed in your school community in 0 0, using the Search Institute survey *Profiles of Student Life: Attitudes and Behaviors*. Below you'll find a brief summary of demographic data that describes the young people who participated in your study.

<b>Table 1. Youth Who Were Surveyed</b>				
		<b>Actual Number of Youth</b>	<b>Adjusted Number of Youth</b>	<b>Adjusted Percent of Total</b>
<b>Total Sample<sup>1</sup></b>		1362		100
<b>Gender<sup>2,3</sup></b>	Female	636	639	49
	Male	641	660	51
	Transgender, male-to-female	3	0	0
	Transgender, female-to-male	19	0	0
	Transgender, do not identify as exclusively male or female	29	0	0
	Not sure	32	0	0
<b>Grade<sup>2</sup></b>	6	0		0
	7	0		0
	8	738		54
	9	0		0
	10	374		28
	11	0		0
	12	247		18
<b>Race/Ethnicity<sup>2</sup></b>	American Indian or Alaska Native	10		1
	Asian	118		9
	Black or African American	110		8
	Hispanic or Latino/Latina	28		2
	Native Hawaiian or Other Pacific Islander	0		0
	White	883		65
	Other	55		4
	More than one of the above	157		12

<sup>1</sup> Three criteria were used to determine whether individual responses were valid. Survey forms that did not meet one or more of the criteria were discarded. Reasons for survey disqualification include missing data on 40 or more items, pattern filling, and surveys from students in grades other than those intended. See full report for more information.

<sup>2</sup> Numbers may not add up to the "Total Sample" figure due to missing information on individual surveys.

<sup>3</sup> Gender combination occurs for all transgender options. Male-to-female is recoded as female. Female-to-male is recoded as male. Others are not included in the gender columns.

# The Developmental Assets in Your Community

The Developmental Asset framework covers extensive territory, including the experiences of young people and their commitments, values, skills, and identity. Your youth were asked questions about their experience of each of the 40 assets. Their answers form the basis for this report. To grasp the range and depth of concepts measured by the asset framework, we can divide assets into two key areas: external assets and internal assets.

*External assets* are the positive developmental experiences that families, schools, neighborhoods, community groups, and other youth and family-serving organizations provide young people. These positive experiences are reinforced and supported by the broader efforts of society through government policy, health care providers, law enforcement agencies, civic foundations, and other community institutions.

<b>Table 2. Percent of Your Youth Reporting External Assets</b>			
<b>Category</b>	<b>Asset Name</b>	<b>Definition</b>	<b>Percent</b>
<b>Support</b>	1. Family support	Family life provides high levels of love and support.	74
	2. Positive family communication	Young person and his or her parent(s) communicate positively, and young person is willing to seek parent(s) advice and counsel.	34
	3. Other adult relationships	Young person receives support from three or more nonparent adults.	52
	4. Caring neighborhood	Young person experiences caring neighbors.	41
	5. Caring school climate	School provides a caring, encouraging environment.	37
	6. Parent involvement in schooling	Parent(s) are actively involved in helping young person succeed in school.	26
<b>Empowerment</b>	7. Community values youth	Young person perceives that adults in the community value youth.	23
	8. Youth as resources	Young people are given useful roles in the community.	29
	9. Service to others	Young person serves in the community one hour or more per week.	39
	10. Safety	Young person feels safe at home, school, and in the neighborhood.	44
<b>Boundaries and Expectations</b>	11. Family boundaries	Family has clear rules and consequences, and monitors the young person's whereabouts.	54
	12. School boundaries	School provides clear rules and consequences.	65
	13. Neighborhood boundaries	Neighbors take responsibility for monitoring young people's behavior.	39
	14. Adult role models	Parent(s) and other adults model positive, responsible behavior.	43
	15. Positive peer influence	Young person's best friends model responsible behavior.	83
	16. High expectations	Both parent(s) and teachers encourage the young person to do well.	59
<b>Constructive Use of Time</b>	17. Creative activities	Young person spends three or more hours per week in lessons or practice in music, theater, or other arts.	20
	18. Youth programs	Young person spends three or more hours per week in sports, clubs, or organizations at school and/or in community organizations.	64
	19. Religious community	Young person spends one or more hours per week in activities in a religious institution.	33
	20. Time at home	Young person is out with friends "with nothing special to do" two or fewer nights per week.	67

*Internal assets* are the positive commitments, skills, and values that form a young person’s inner guidance system. Youth make personal choices and actions based upon the degree to which their internal assets are developed.

<b>Table 3. Percent of Your Youth Reporting Internal Assets</b>			
<b>Category</b>	<b>Asset Name</b>	<b>Definition</b>	<b>Percent</b>
<b>Commitment to Learning</b>	21. Achievement motivation	Young person is motivated to do well in school.	74
	22. School engagement	Young person is actively engaged in learning.	84
	23. Homework	Young person reports doing at least one hour of homework every school day.	48
	24. Bonding to school	Young person cares about his or her school.	66
	25. Reading for pleasure	Young person reads for pleasure three or more hours per week.	19
<b>Positive Values</b>	26. Caring	Young person places high value on helping other people.	69
	27. Equality and social justice	Young person places high value on promoting equality and reducing hunger and poverty.	76
	28. Integrity	Young person acts on convictions and stands up for his or her beliefs.	76
	29. Honesty	Young person tells the truth even when it is not easy.	73
	30. Responsibility	Young person accepts and takes personal responsibility.	73
	31. Restraint	Young person believes it is important not to be sexually active or to use alcohol or other drugs.	51
<b>Social Competencies</b>	32. Planning and decision-making	Young person knows how to plan ahead and make choices.	36
	33. Interpersonal competence	Young person has empathy, sensitivity, and friendship skills.	49
	34. Cultural competence	Young person has knowledge of and comfort with people of different cultural/racial/ethnic backgrounds.	67
	35. Resistance skills	Young person can resist negative peer pressure and dangerous situations.	49
	36. Peaceful conflict resolution	Young person seeks to resolve conflict nonviolently.	50
<b>Positive Identity</b>	37. Personal power	Young person feels he or she has control over "things that happen to me."	37
	38. Self-esteem	Young person reports having a high self-esteem.	37
	39. Sense of purpose	Young person reports that "my life has a purpose."	48
	40. Positive view of personal future	Young person is optimistic about his or her personal future.	67



## The External Developmental Assets (Assets 1–20)

Think of *external assets* as positive developmental experiences provided for youth by networks of supportive people and social systems in the community. They offer youth a consistent source of love and respect, opportunities for empowerment, leadership, service, and creativity, safe interpersonal and physical boundaries, and high expectations for personal achievement.

The table below summarizes the extent to which young people in your community experience each of the 20 external Developmental Assets.

External Asset	Total Sample	Gender		Grade						
		M	F	6	7	8	9	10	11	12
<b>Support</b>										
1. Family support	74	81	71			77		69		74
2. Positive family communication	34	37	33			37		31		29
3. Other adult relationships	52	54	52			53		52		51
4. Caring neighborhood	41	43	41			42		39		39
5. Caring school climate	37	40	36			38		33		41
6. Parent involvement in schooling	26	28	26			32		21		19
<b>Empowerment</b>										
7. Community values youth	23	26	22			26		18		22
8. Youth as resources	29	31	30			28		28		35
9. Service to others	39	36	43			38		41		39
10. Safety	44	57	33			42		41		53
<b>Boundaries and Expectations</b>										
11. Family boundaries	54	55	54			53		55		52
12. School boundaries	65	69	63			72		57		57
13. Neighborhood boundaries	39	41	39			42		35		36
14. Adult role models	43	40	47			44		42		42
15. Positive peer influence	83	82	84			89		81		70
16. High expectations	59	61	59			61		56		60
<b>Constructive Use of Time</b>										
17. Creative activities	20	14	27			22		22		12
18. Youth programs	64	64	65			63		67		62
19. Religious community	33	36	32			35		34		27
20. Time at home	67	64	69			67		71		61

## The Internal Developmental Assets (Assets 21–40)

The *internal assets* can be thought of as inner characteristics: a young person's motivation and commitment to academic achievement and lifelong learning; his or her positive personal values; social competencies (including relationship and communication skills); and characteristics of personal identity, including an optimistic future outlook and sense of purpose.

The table below summarizes the extent to which young people in your community experience each of the 20 internal Developmental Assets.

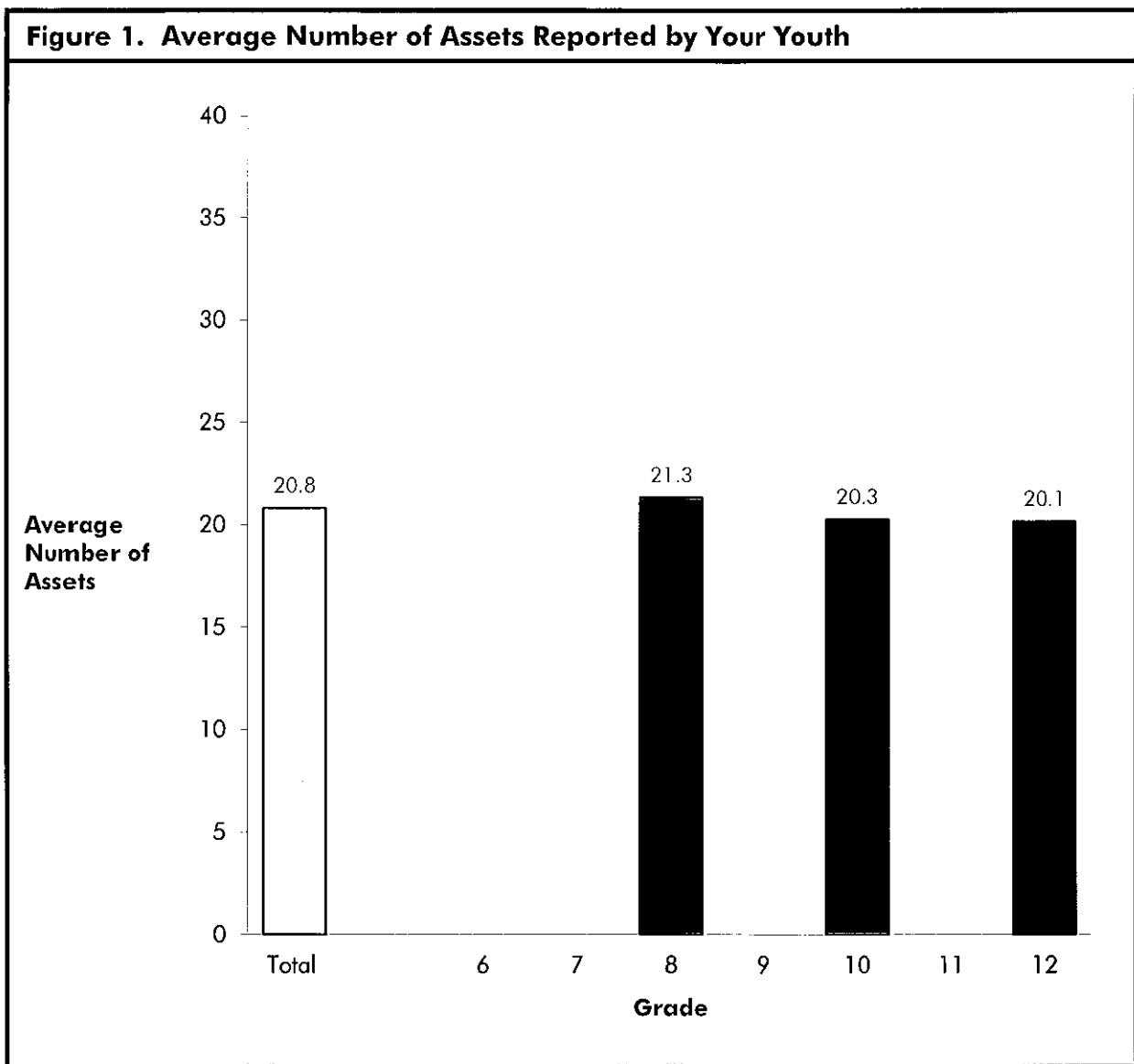
Internal Asset	Total Sample	Gender		Grade						
		M	F	6	7	8	9	10	11	12
<b>Commitment to Learning</b>										
21. Achievement motivation	74	69	80			76		76		68
22. School engagement	84	82	85			82		84		87
23. Homework	48	40	56			46		61		35
24. Bonding to school	66	66	68			64		66		68
25. Reading for pleasure	19	12	24			20		19		16
<b>Positive Values</b>										
26. Caring	69	64	73			69		68		69
27. Equality and social justice	76	69	83			77		75		72
28. Integrity	76	75	77			74		75		84
29. Honesty	73	72	75			72		69		79
30. Responsibility	73	72	74			74		69		75
31. Restraint	51	52	50			65		42		22
<b>Social Competencies</b>										
32. Planning and decision-making	36	32	41			34		38		40
33. Interpersonal competence	49	43	56			51		45		52
34. Cultural competence	67	63	69			67		67		64
35. Resistance skills	49	49	50			51		45		46
36. Peaceful conflict resolution	50	42	58			50		51		51
<b>Positive Identity</b>										
37. Personal power	37	42	35			36		39		39
38. Self-esteem	37	48	29			39		30		43
39. Sense of purpose	48	59	41			52		39		51
40. Positive view of personal future	67	69	69			68		65		67

## Average Number of Developmental Assets in Your Youth

Search Institute's research on adolescents consistently shows a small but meaningful difference in assets between older youth (grades nine through 12) and younger youth (grades six through eight), with younger youth reporting more assets than older youth. This result has been found in both "snapshot" and longitudinal studies. Regardless of age, gender, economic status, or geographic region, most young people in the United States experience far too few of the 40 Developmental Assets.

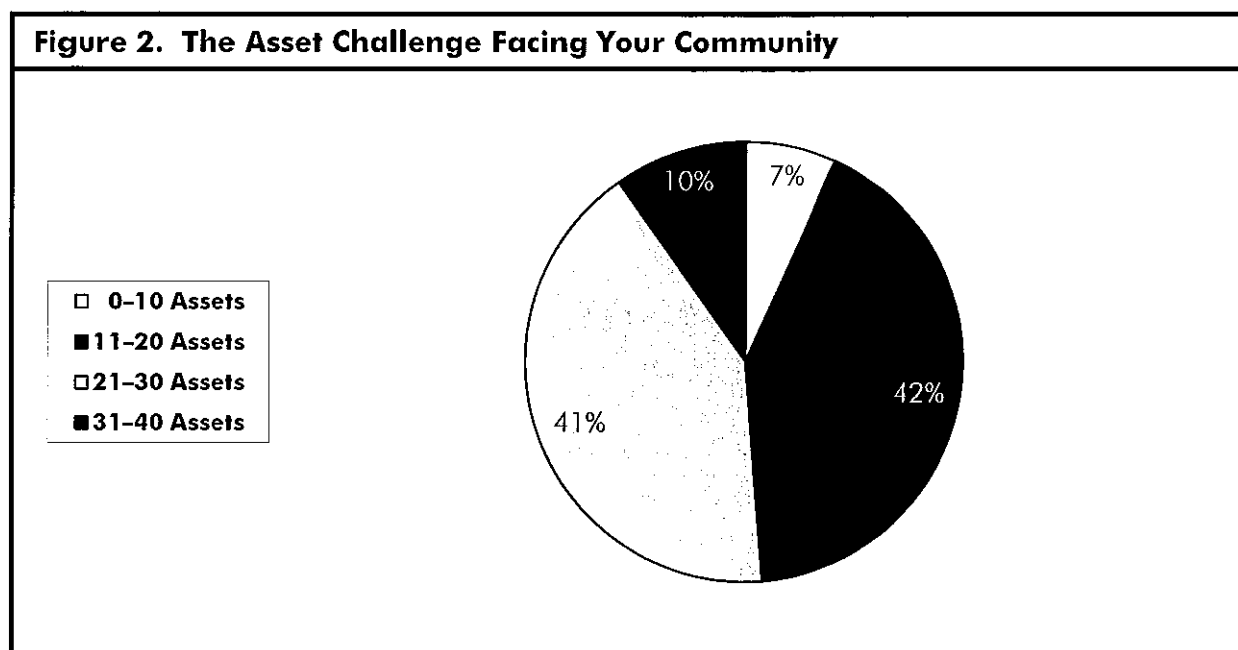
If one or more grade levels in your survey sample report particularly low average numbers of assets compared to other grades in your study, you may need to closely examine community conditions that affect asset development at those particular grade levels.

The following figure reflects the average number of Developmental Assets reported at each grade level by youth in your community.



## Your Community's Challenge

For optimal youth outcomes, the more assets youth have, the better. Having 31–40 assets is better than 21–30, which is better than having 11–20, and so on. In an ideal world, communities would strive to ensure that all youth eventually experience between 31 and 40 of the Developmental Assets. In your community, 10 percent of surveyed students report 31 or more of the 40 assets. Below in Figure 2 you'll find the percent of your young people who currently experience Developmental Assets (in asset groups of 10).



## The Asset Challenge for All Communities

The state of Developmental Assets in your community is likely to be similar to the challenging asset pattern found throughout the country. The particular strengths and weaknesses highlighted in this report are a unique reflection of your community, but general patterns (of average numbers of assets, general decreases in asset levels, and relationships between assets and risk behaviors and between assets and thriving behaviors) are typical of other communities that have administered this survey to youth. Search Institute studies have found regardless of town size or geography that youth typically lack support. Communities can draw upon the inherent strengths of youth and adults to increase assets in young people and do the following:

- Give adequate adult support through long-term, positive intergenerational relationships;
- Provide meaningful leadership and community involvement opportunities;
- Engage young people in youth-serving programs;
- Provide consistent and well-defined behavioral boundaries;
- Help youth connect to their community; and
- Create critical opportunities to develop social competencies and form positive values.

Young people may face complex social forces, including:

- High levels of parental absence;
- Adult silence on positive values and healthy boundaries;
- Fragmented family and community social systems;
- Neighbors who are isolated from one another and separated by age barriers;
- Adult fear of becoming involved and the sense that young people are someone else's responsibility;
- Public disengagement from the important work of building meaningful connections with youth;
- Youth overexposure to media saturated with violence and sexual situations;
- Poverty and lack of access to supportive programs and services;
- Inadequate education and poor economic opportunities that cause families to be unable to provide for their children's needs;
- Schools, religious institutions, and other youth-serving organizations that are not adequately equipped to be supportive, caring, and challenging in a positive way.

By working to eliminate these barriers and conditions, communities can fortify young people against the allure of risk-taking behaviors, negative pressures, and undesirable sources of belonging in order to prepare them to become the next generation of parents, workers, leaders, and citizens. While this combination of social factors suggests that we have much work to do, a concerted effort by all members of the community to build assets in youth can strengthen our capacity to be caring, connected and committed to the common good.

## The Power of Developmental Assets to Promote Thriving in Youth

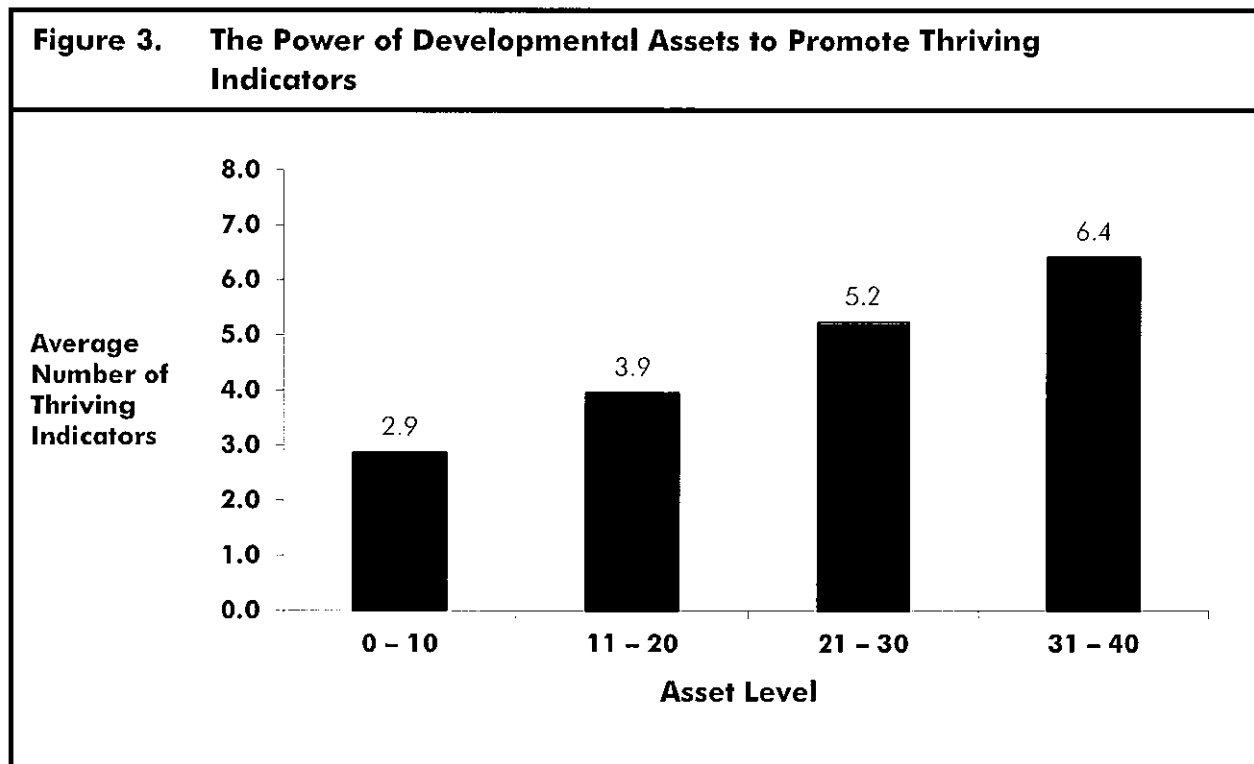
Youth who report higher levels of assets are not only less likely to engage in risk-taking behaviors, but they are also more likely to consistently report higher numbers of eight thriving indicators, according to Search Institute's research. These indicators offer a brief look at thriving, which is a much more comprehensive concept.<sup>4</sup> Figure 3 reflects the power of assets to promote the eight specific thriving indicators among young people.

**Eight Indicators of Thriving Youth**

Youth:

- Experience school success
- Help others informally
- Value diversity
- Maintain good personal health
- Exhibit leadership
- Resist danger
- Control impulsive behavior
- Overcome adversity

In the figure below, each bar represents a relationship between the average number of thriving indicators reported by your youth and the total number of assets (in asset groups of 10) reported by the same youth.



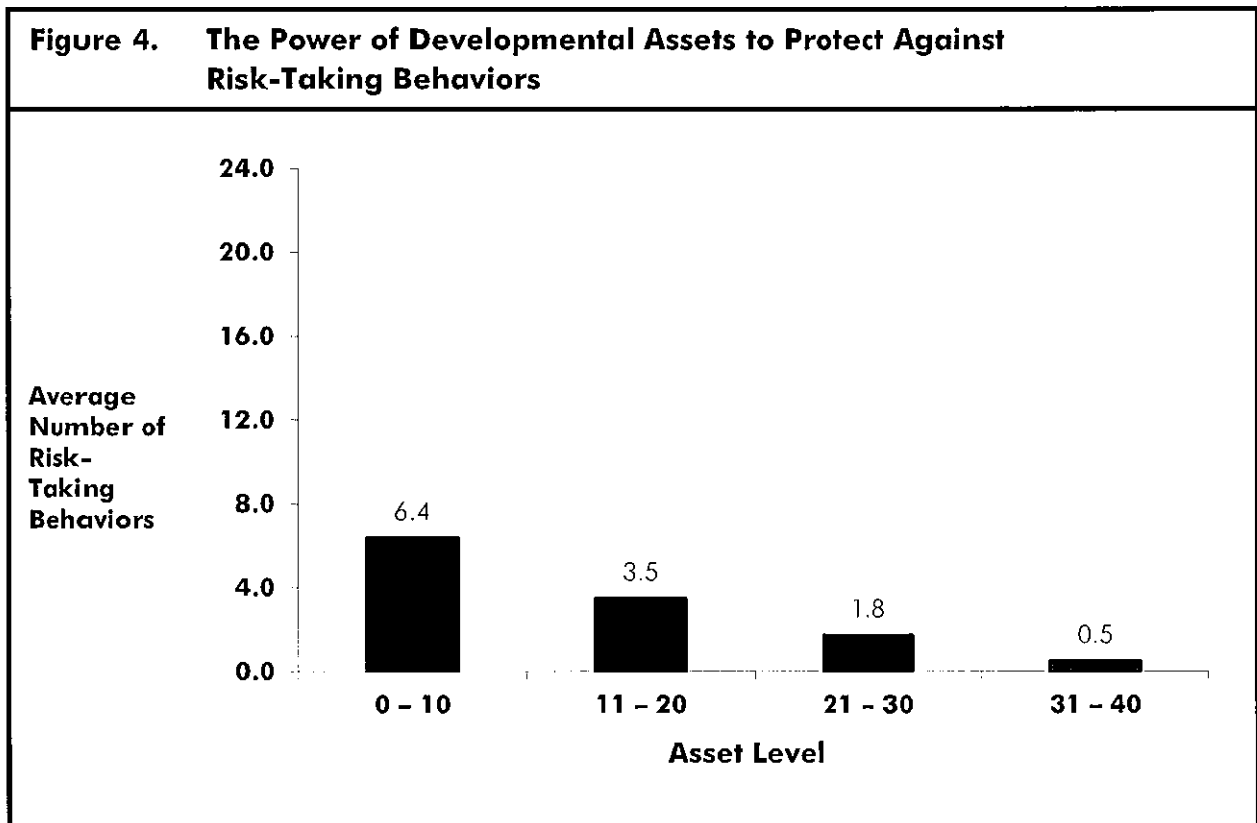
<sup>4</sup> For more details regarding the definition and measurement of thriving, see *Sparks: How Parents Can Ignite the Hidden Strengths of Teenagers* by Peter L. Benson, Ph.D. (Jossey-Bass, 2008). See also Benson, P. L., & Scales, P. C. (2009). The definition and preliminary measurement of thriving in adolescence. *Journal of Positive Psychology* 4(1), 85-104.

## The Protective Power of Developmental Assets

Search Institute's research consistently shows that youth with higher levels of Developmental Assets are involved in fewer risk-taking behaviors and experience higher levels of thriving indicators. Developmental Assets have the power to protect youth from engaging in the following 24 risk-taking behaviors:

- Risk-Taking Behaviors**
- Alcohol use
  - Binge drinking
  - Marijuana use
  - Smokeless tobacco use
  - Illegal drug use
  - Driving while drinking
  - Early sexual intercourse
  - Vandalism
  - Vaping
  - Smoking
  - Shoplifting
  - Using a weapon
  - Eating disorders
  - Skipping school
  - Gambling
  - Depression
  - Getting into trouble with police
  - Hitting another person
  - Hurting another person
  - Fighting in groups
  - Carrying a weapon for protection
  - Threatening to cause physical harm
  - Attempting suicide
  - Riding with an impaired driver

Each vertical bar in Figure 4 represents the average number of risk-taking behaviors reported by your youth at particular asset levels (in asset groups of 10). *Note the average number of risk-taking behaviors reported by students who experience assets at both the highest and lowest levels.*



## Take Action!

This report provides educators and administrators, parents, neighbors, community members, and leaders with insight into the behaviors, opportunities, and challenges facing young people in your community. Use this information as a powerful basis for ongoing, community-wide discussions about how best to improve the well-being of your youth.

### Set a Community-Wide Asset Goal

It is important for each community to establish and work toward the goal of a higher average total number of assets that each of its young people experience. This goal-setting process can provide a critical opportunity for community members to create a shared vision for healthy youth. As you begin your goal-setting process, keep in mind the barriers and challenges noted above, as well as the protective power of Developmental Assets and their power to help youth thrive.

The good news is that everyone—parents, grandparents, educators, neighbors, children, teenagers, youth workers, employers, health care providers, business people, religious leaders, coaches, mentors, and many others—can build Developmental Assets in youth. Ideally, an entire community will become involved in ensuring that its young people receive the solid developmental foundation they need to become tomorrow’s competent, caring adults.

### Begin With First Steps

#### As a Neighbor or Caring Adult, You Can . . .

- Invite a young person you know to join you in an activity: play a game, visit a park, or go for a walk together.
- Greet the children and adolescents you see every day.
- Send birthday cards, letters, “I’m thinking of you” notes, or e-messages to a child or adolescent with whom you have a connection.

#### As a Young Person, You Can . . .

- Challenge yourself to develop a new interest on your own, or try a new activity through school, local youth programming, cocurricular activities, or faith community youth program.
- Strike up a conversation with an adult you admire, and get to know that person better. See adults as potential friends and informal mentors.
- Look for opportunities to build relationships with younger children through service projects, tutoring, or baby-sitting.

#### As a Parent or Family Member, You Can . . .

- Consistently model—and talk about—your family’s values and priorities.
- Regularly include all children in your family in projects around the house, recreational activities of all kinds, and community service projects that benefit people with needs greater than your own.
- Post a list of the Developmental Assets and talk to children about them. Ask teens for suggestions of ways to strengthen their assets as well as yours.



### **As an Organization Member and/or Businessperson, You Can . . .**

- Highlight, develop, expand, and support programs designed to build assets, such as one-on-one mentoring, peer helping, service learning, and parent education.
- Provide meaningful opportunities for young people to contribute to the lives of others, in and through your organization.
- Develop employee policies that encourage asset building in youth, including flexible work schedules for parents and other employees that allow them to volunteer in youth development programs.

For detailed information about building Developmental Assets or starting an asset-building initiative in your community, visit Search Institute at [www.search-institute.org](http://www.search-institute.org) or call (800) 888-7828.